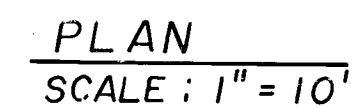
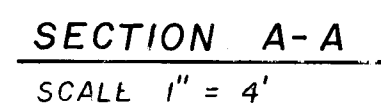


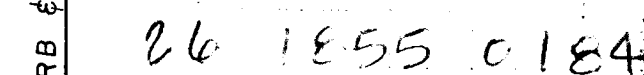
- 1 MATCH EXISTING PAVEMENT
- 2 TOOLED CONTRACTION JOINT (SEALED)
- 3 REMOVE 8' OF EXISTING CURB GUTTER
BUILD NEW CURB AND GUTTER WITH
GUTTER DERESSED TO DRAIN AWAY
FROM RETURN.

49.00 EXISTING ELEVATION
48.77 NEW ELEVATION
 == EXISTING CURB & GUTTER
 ▨ EXISTING RESIDENTIAL PAVEMENT
 TO BE REMOVED & REPLACED.
 □ BUILD CONCRETE VALLEY GUTTER
 AS PER DESIGN (CITY STD DWG P-9-2)
 == NEW CURB AND GUTTER

SEAL ALL JOINTS INCLUDING EXPANSION JOINTS
WITH TWO COMPONENT EPOXY BONDER (EVA POX)
AND ETHYLENE VINYL ACETATE SEALANT (EVA SEAL)
OR EQUAL MINIMUM 1/2" DEEP.



SCALE
HORIZONTAL 1" = 10'
VERTICAL 1" = 1'



EXISTING C

APPROVED FOR
CONSTRUCTION

C.H. Shepard 1/14/93

CITY ENGINEER M.H. GRO DATE 10/9/93

5+93

R.C. 9/14/83
 12/3/83
 2/5/83

RD Wfz 9/26/83
 TW/Ken only 10/4/83
 RD Wfz 9/26/83

11

RICHARD LOVATO	8 83
MARTIN BROWN	8 83
RICHARD LOVATO	8 83

15 K-14 SSW RET. INTERSECTION PACIFIC AND
BROADWAY. ELEVATION 4957.60