

EXTERIOR REFINISHING

ALBUQUERQUE INTERNATIONAL AIRPORT

2200 SUNPORT BLVD. S.E.
ALBUQUERQUE, NEW MEXICO

PROJECT NO. 2077

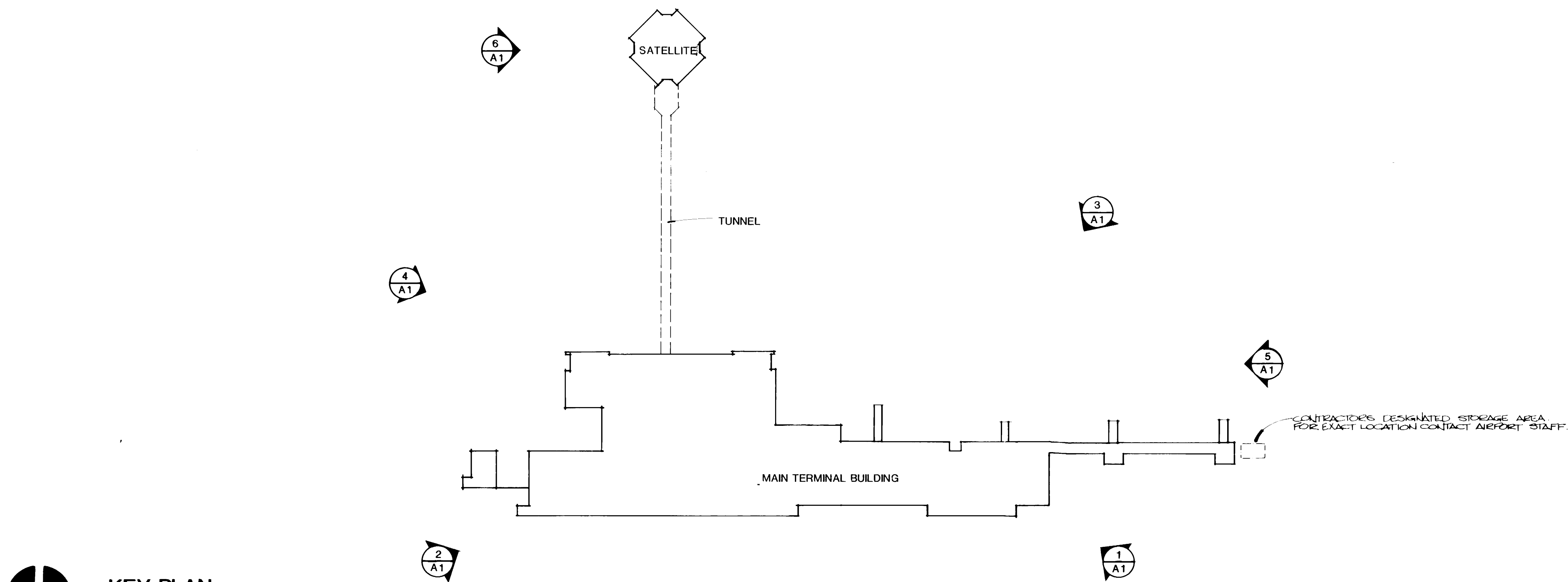
ARCHITECTS PROJECT NO. 8405

ARCHITECT
THE BURNS/PETERS GROUP P.A.
ARCHITECTS PLANNERS

SCHEDULE OF DRAWINGS

A1 KEY PLAN AND AERIAL VIEWS
A2 PARTIAL SOUTH ELEVATION WITH PHOTOGRAPHS
A3 PARTIAL SOUTH ELEVATION WITH PHOTOGRAPHS
A4 PARTIAL SOUTH ELEVATION WITH PHOTOGRAPHS
A5 PARTIAL SOUTH ELEVATION WITH PHOTOGRAPH
A6 EAST ELEVATION WITH PHOTOGRAPHS
A7 PARTIAL NORTH ELEVATION WITH PHOTOGRAPHS
A8 PARTIAL NORTH ELEVATION WITH PHOTOGRAPHS
A9 PARTIAL NORTH ELEVATION WITH PHOTOGRAPHS
A10 WEST ELEVATION WITH PHOTOGRAPHS
A11 SATELLITE ELEVATIONS WITH PHOTOGRAPHS
A12 ROOF PLAN
A13 ROOF PHOTOGRAPHS

SET NO. DATE
26 20770085 SEPT. 1984



KEY PLAN
SCALE: 1" = 100'-0"




1 A1 TERMINAL BUILDING FROM NORTH



2 A1 TERMINAL BUILDING FROM NORTHEAST




3 A1 TERMINAL BUILDING FROM SOUTH



4 A1 TERMINAL BUILDING FROM SOUTHEAST



5 A1 TERMINAL BUILDING FROM WEST



6 A1 SATELLITE FROM EAST

GENERAL NOTES

1. CONTRACTOR TO PATCH AND REPAIR ALL DAMAGED SURFACES. WALKER REPAIR ALL LOOSE PAINT AND STUCK TO REMOVE PEELING. PATCH ALL CRACKS LARGER THAN 1/16" WIDE.
2. REPORT DIRT AND ANY OTHER FOREIGN MATERIAL FROM SURFACES TO BE REFINISHED.
3. CONTRACTOR SHALL CAREFULLY REMOVE EQUIPMENT, STORAGE, CONDUIT, ETC., FROM WALLS TO BE REFINISHED AND RETURN THEM TO THEIR ORIGINAL LOCATIONS WHEN WORK HAS BEEN COMPLETED.
4. PROVIDE TRAFFIC AND PEDESTRIAN CONSTRUCTION EXITS IN AREAS WHERE WORK IS BEING CONDUCTED.
5. SCHEDULE ALL WORK WITH AVIATION DEPARTMENT PERSONNEL IN ADVANCE OF BEGINNING ANY WORK. THE CONTRACTOR MUST SCHEDULE WORK AROUND THE NORMAL FUNCTIONS OF THE AIRPORT.
6. ALL VERTICAL WALL SURFACES, FINISHES, PARAPETS, SHEETS, COLUMNS, AND CHASES ARE PART OF THIS CONTRACT.

7. CLEAN AND REPAIR ALL SURFACES TO BE REFINISHED AND INSTALL A TWO COAT FINISH SYSTEM TO WELLBORN FORM COMPANY 100% ACRYLIC SYSTEMS AS FOLLOWS:

- WALLS
1. PRIME WELLSBORO SEAL
 2. FINISH WELLSBORO CORR-COTE WITH SAND FINISH AGGREGATE

- PARAPETS
1. PRIME WELLSBORO SEAL
 2. FINISH WELLSBORO CORR-COTE WITH SAND FINISH AGGREGATE

3. COORDINATE WITH AIRPORT STAFF ON THE REMOVAL OF SCAFFOLDING EACH NIGHT.

- 9) ALL ROOFS BACKWALLS & COLUMNS BELOW ROOFS: REFINISH PAINT. MAINTAIN THE FINISH OF THE COLUMNS.

- 10) ALL EXTERIOR HOLLOW METAL DOORS & FRAMES, EXTERIOR WALLS FINISHED WINDWARD, EXTERIOR STEEL BRACKETS SPRINGERS EXTERIOR STEEL HANDRAILS, AND ALL EXTERIOR LOUVERES HERE PAINTED AS PER C.O. #1.



- 11) ALSO PAINTED WERE THE EAST & WEST RAMP WALLS AS PER C.O. #1.

- 12) BRACKETS 11, 12, 13 & 14 WERE ALSO PAINTED AS PER C.O. #2.

- 13) PARAPETS SEALED WITH SUPER FLEX SURFACE CONDENSER PARAPETS & WALLS GIVEN A 2" COAT OF SUPER FLEX 0 MIL. SMOOTH AND A 2" COAT OF SUPER FLEX 0 MIL. FINE.

- 14) ALL PRODUCTS USED ON THE PROJECT PURCHASED FROM THE CUSTOMER PAINT CENTER INC. LOCATED AT 1011 LOMAS NE. ALL REPLACEMENT DATA GIVEN TO MAINT. DEPT. OF THE AVIATION DEPT.

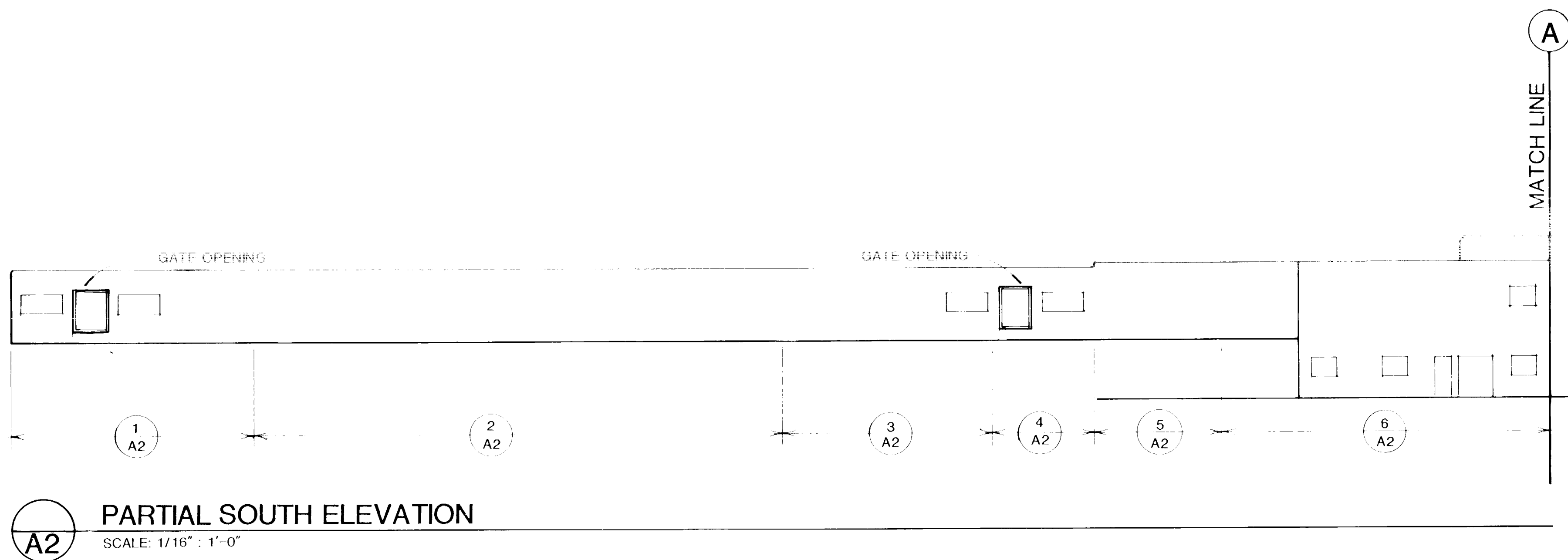
- 15) THE INTERIOR LOBBY AREA CEILING ABOVE THE ELEVATOR WAS REFINISHED SEALED AND GIVEN A FINISH COAT OF LATEX FLAT AS PER C.O. #2.




EXTERIOR REFINISH
ALBUQUERQUE INTERNATIONAL
AIRPORT

PROJECT NO. 8405 DATE SEPT. 84


DRAWING NO. **A1**
SHEET OF 13




1 VIEW SOUTH ELEVATION



2 VIEW SOUTH ELEVATION



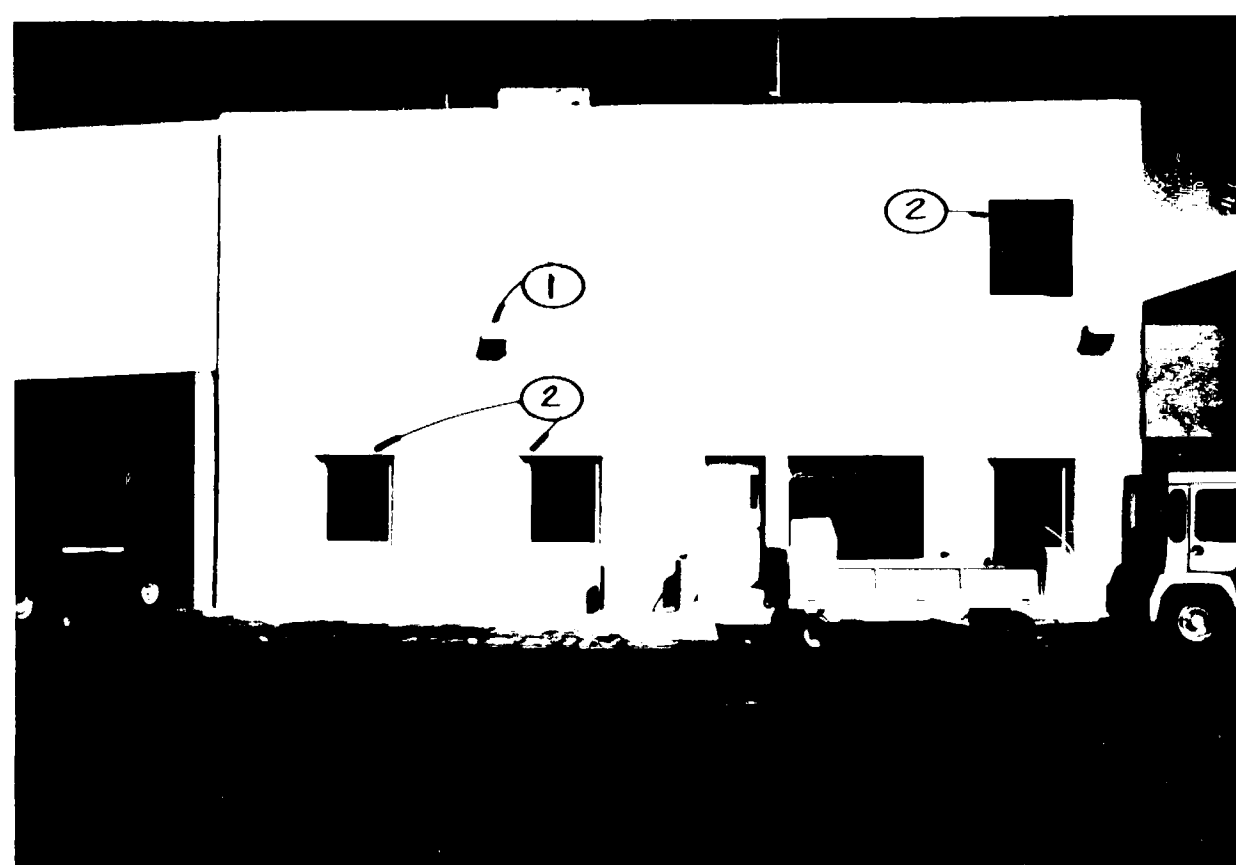
3 VIEW SOUTH ELEVATION



4 VIEW SOUTH ELEVATION



5 VIEW SOUTH ELEVATION



6 VIEW SOUTH ELEVATION


KEYED NOTES

- 1 COVER AND PROTECT LIGHT FIXTURES. LIGHT FIXTURES THAT ARE STILL OPERABLE SHOULD BE UNCOVERED FROM RIGHT.
- 2 PROTECT ALL GLAZED OPENINGS AND RE-FINISH DAMAGED MATERIAL.
- 3 PATCH AND REPAIR DAMAGED AREAS OF THE EXTERIOR INSULATION AND FINISH SYSTEM.

GENERAL NOTES

1. CLEAN AND REPAIR ALL SURFACES TO BE REFINISHED AND FINISH TO TWO COAT FINISH EQUAL TO WILBURS PAINT COMPANY TYPE ACRYLIC SYSTEM AS FOLLOWS:
 SYSTEM:
 1. PRIMER WILBURS SURBORN SEAL
 2. FINISH WILBURS CORR-GATE WITH SAND FINISH ACQUA GATE
 PARAPETS:
 1ST COAT WILBURS EMU #2
 2ND COAT WILBURS SURBORN SEAL
 ACQUA GATE PRIMER
 3RD COAT WILBURS CORR-GATE
 2. COORDINATE WITH AIRPORT STAFF ON THE REMOVAL OF SCAFFOLDING EACH NIGHT.
- 3) COLUMNS BACKWALL AT THE EQUIPMENT PORTAL IN THE WEST END SOUTH SIDE RECEIVED THE EXTERIOR COATING SYSTEM. (THE CEILING WAS NOT REFINISHED.)
- 4) THE PATCHING OF THE CRACKS AND REPAIRS OVER THE COLUMNS NEAR THE EQUIPMENT PORTAL WEST END SOUTH SIDE WAS DELETED FROM THE CONTRACT.

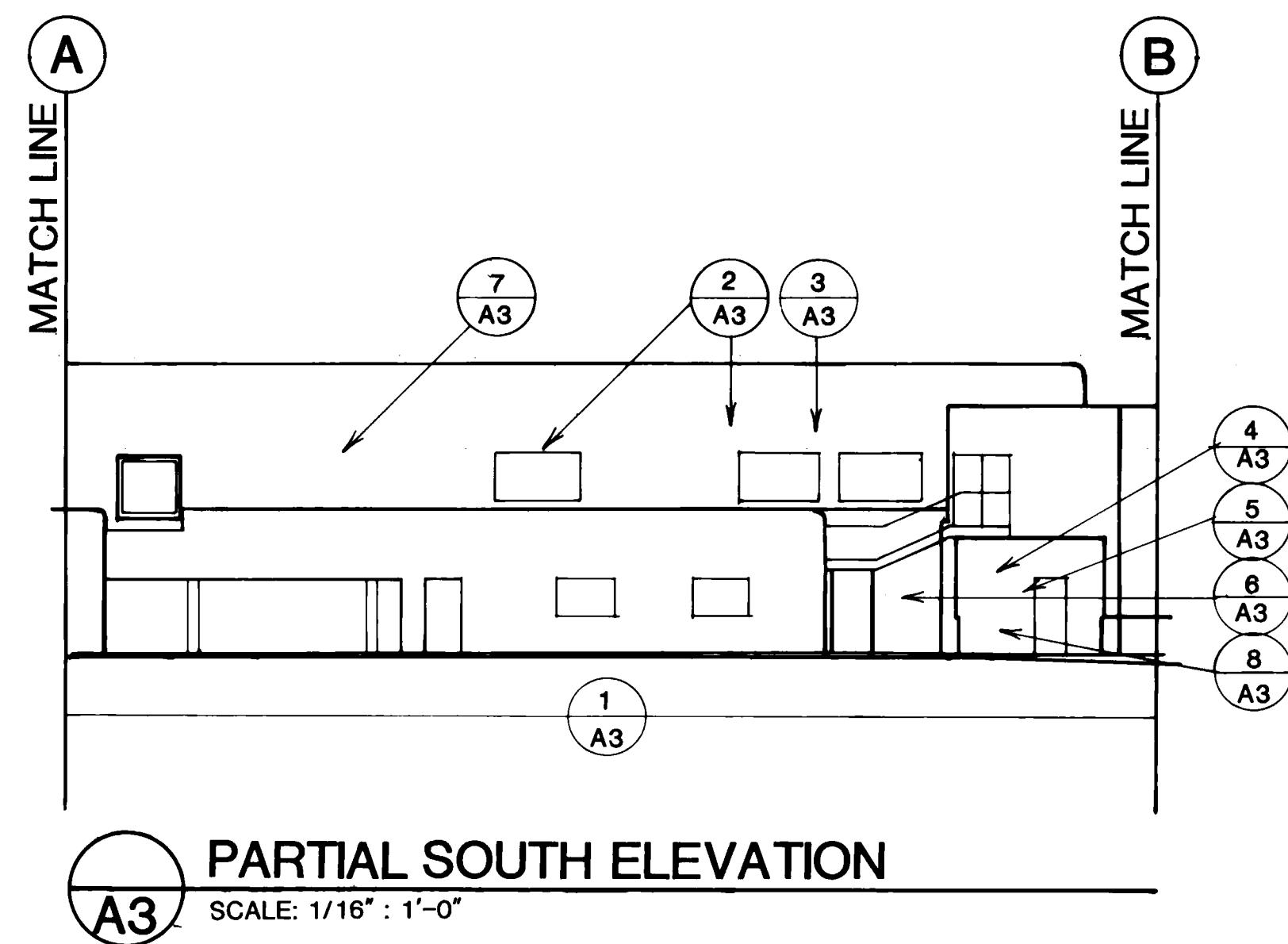
* SEE NOTE 3 SHEET A-1



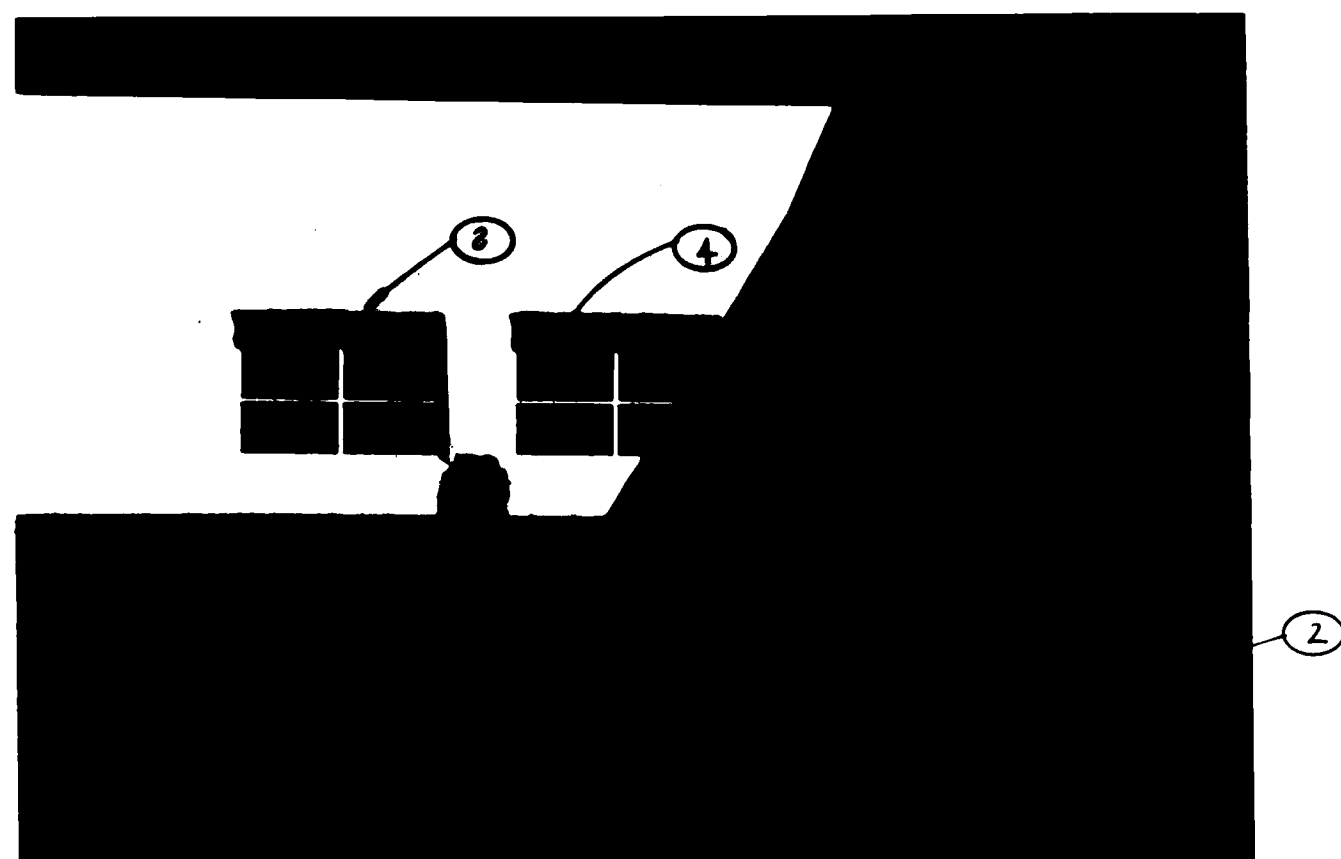
EXTERIOR REFINISH
ALBUQUERQUE INTERNATIONAL AIRPORT

PROJECT NO. 8405 DATE SEPT. 84

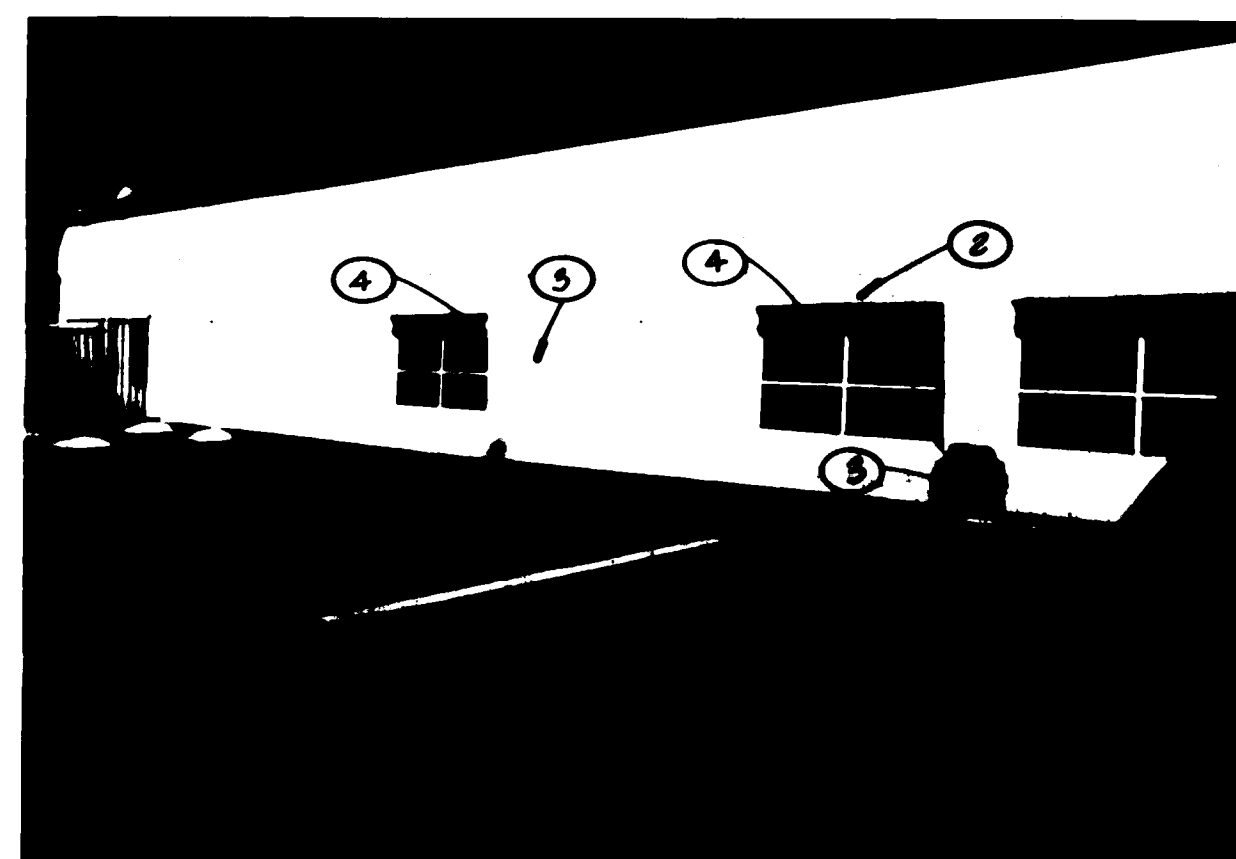
DRAWING NO. **A2**
SHEET OF 13




1 VIEW SOUTH ELEVATION



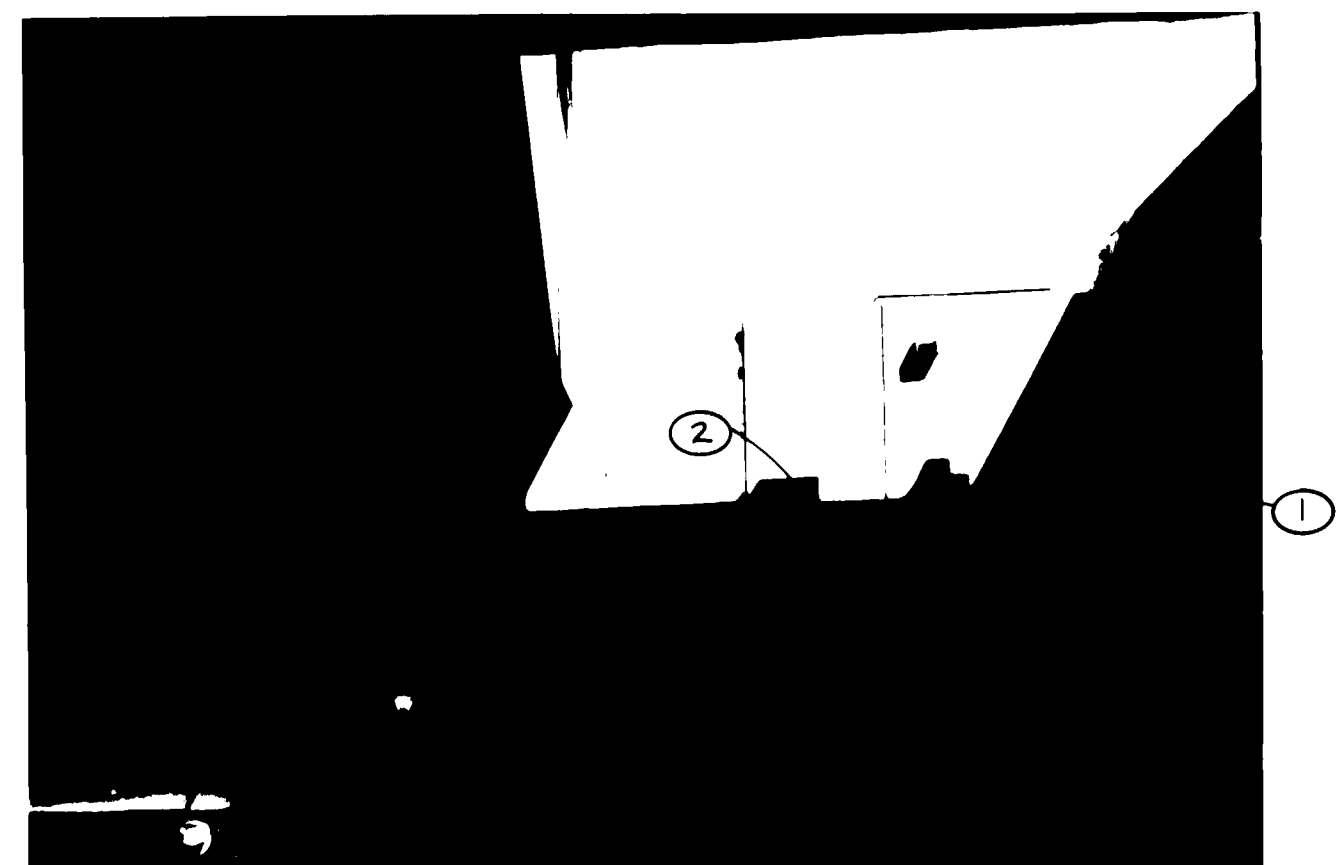
2 VIEW PARTIAL AT THIRD LEVEL




3 VIEW PARTIAL BEYOND CUSTOMS FACILITY




4 VIEW T.W.A. BAGGAGE ACCESS




5 VIEW T.W.A. BAGGAGE ACCESS



6 VIEW T.W.A. BAGGAGE ACCESS



7 VIEW PARTIAL BEYOND CUSTOMS FACILITY



8 VIEW T.W.A. BAGGAGE ACCESS

KEYED NOTES

- REMOVE SIGNAGE AS REQUIRED TO PERFORM WORK. REINSTALL WHEN WORK IS COMPLETE.
- PROTECT GLAZED AREAS, HANDRAILS, EXTERIOR LIGHT FIXTURES, PRE-FINISHED MATERIALS, STAIRWAYS AND ALL OTHER AREAS AND EQUIPMENT WHICH DO NOT RECEIVE FINISH AS REQUIRED.
- PATCH AND REPAIR ALL DAMAGED SURFACES PRIOR TO APPLICATION OF FINISH COATING.
- ALL LINTELS COLUMNS AND SOFFITS UNDER PORTAL TO BE PAINTED SEE SPECIFICATION SECT. 09900

GENERAL NOTES

- CLEAN AND REPAIR ALL SURFACES TO BE REFINISHED AND INSTALL A TWO COAT FINISH EQUAL TO WELLBORN PAINT COMPANY 100% ACRYLIC SYSTEMS AS FOLLOWS:
WALLS
1. PRIMER WELLBORN SUDEN SEAL
2. FINISH WELLBORN COVR-COTE WITH SAND FINISH AGGREGATE.
PARAPETS
1ST COAT WELLBORN CMS #2
2ND COAT WELLBORN SUDEN SEAL
ACRYLIC PRIMER
3RD COAT WELLBORN COVR-COTE
2. COORDINATE WITH AIRPORT STAFF ON THE REMOVAL OF SCAFFOLDING EACH NIGHT.

* SEE NOTE 13 - SHEET A-1

26 207705B15


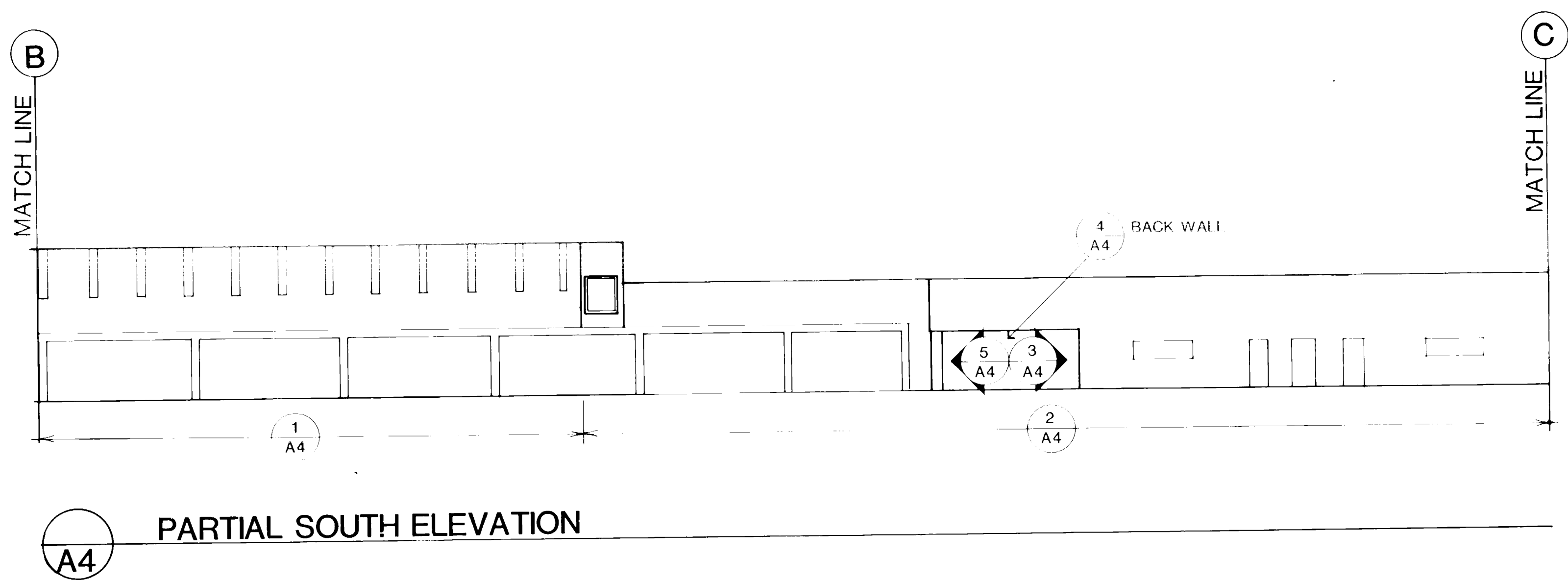
BURNS/PETERS GROUP ARCHITECTS	
RECORD DRAWING	
DATE:	9/2/84



EXTERIOR REFINISH
ALBUQUERQUE INTERNATIONAL
AIRPORT

PROJECT NO. 8405 DATE: SEPT. 84

DRAWING NO.
A3
SHEET OF 13




1
A4 **VIEW** SOUTH ELEVATION




2
A4 **VIEW** SOUTH ELEVATION




3
A4 **VIEW** T.W.A. BAGGAGE ENTRANCE




4
A4 **VIEW** T.W.A. BAGGAGE ENTRANCE



5
A4 **VIEW** T.W.A. BAGGAGE ENTRANCE



6
A4 **DETAIL** (SEE ROOF PLAN SHEET A-12)



7
A4 **DETAIL** (SEE ROOF PLAN SHEET A-12)

KEYED NOTES

1. REMOVE SIGNAGE AS REQUIRED TO PERFORM WORK. REINSTALL WHEN WORK IS COMPLETE.
2. PROTECT GLAZED AREAS, HANDRAILS, EXTERIOR LIGHT FIXTURES, REFINISHED MATERIALS, SIDEWAYS AND ALL OTHER AREAS AND EQUIPMENT WHICH DO NOT RECEIVE FINISH AS REQUIRED.
3. PATCH AND REPAIR ALL DAMAGED SURFACES PRIOR TO APPLICATION OF FINISH COATING.
4. CLEAN OUT AND PROVIDE BACKER ROD AND SEALANT AT ALL MAJOR CRACKING.
5. ANY CRACK LARGER THAN 1/16" MUST BE PATCHED PRIOR TO APPLICATION OF FINISH COATING.
6. ALL LINTELS, COLUMNS AND SHEETS UNDER PORTAL TO BE PAINTED.

GENERAL NOTES

1. CLEAN AND REPAIR ALL SURFACES TO BE REFINISHED AND INSTALL A TWO COAT FINISH EQUAL TO MILLER GARDEN COMPANY FIBER GLASS SYSTEMS AS FOLLOWS:
 PART 1:
 1. PRIMER WELBORN MODERN SEAL
 2. FINISH WELBORN COAT-ONE WITH SAND FINISH AGGREGATE
 PART 2:
 1st COAT WELBORN COAT-ONE
 2ND COAT WELBORN COAT-ONE
 3RD COAT WELBORN COAT-ONE
 2. COORDINATE WITH AIRPORT STAFF ON THE REMOVAL OF SCAFFOLDING AND EIGHT.

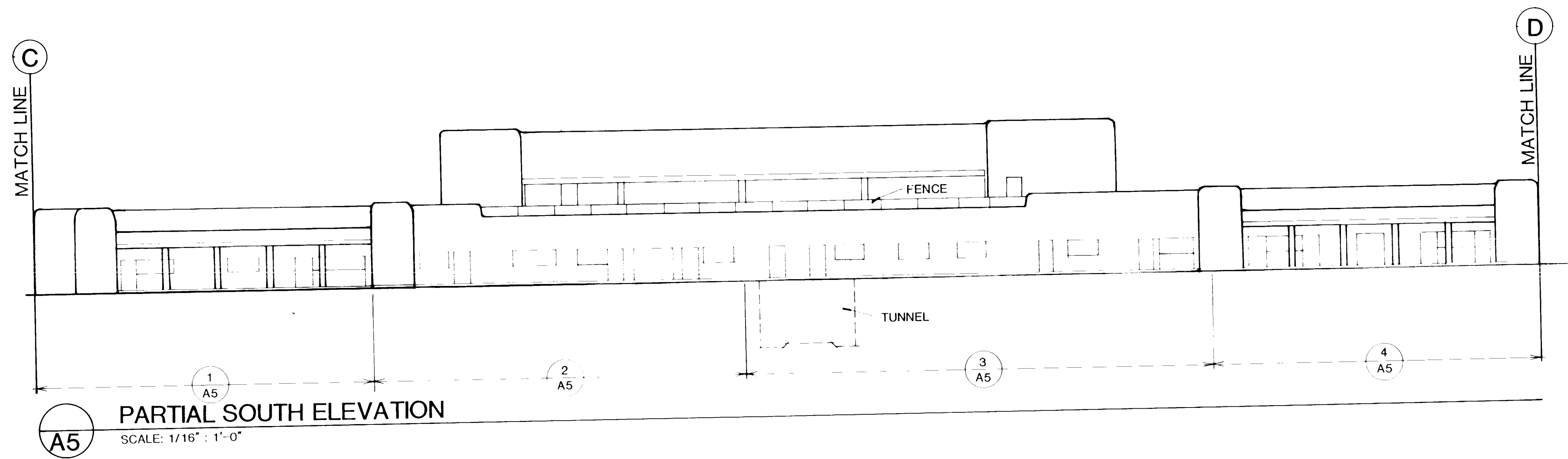
* SEE NOTE 3 - SHEET A-12




EXTERIOR REFINISH
ALBUQUERQUE INTERNATIONAL AIRPORT

PROJECT NO. 8405 DATE: SEPT. 84

DRAWING NO. **A4**
SHEET OF 13




1
A5 VIEW SOUTH ELEVATION



2
A5 VIEW SOUTH ELEVATION




3
A5 VIEW SOUTH ELEVATION



4
A5 VIEW SOUTH ELEVATION



5
A5 DETAIL (SEE ROOF PLAN SHEET A-12)



6
A5 DETAIL (SEE ROOF PLAN SHEET A-12)

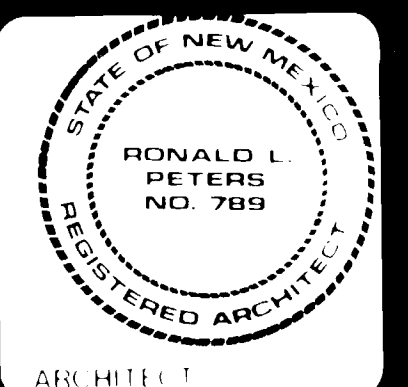

KEYED NOTES

- REMOVE SCAFFOLDING AS REQUIRED TO PERFORM WORK. REINSTALL WHEN WORK IS COMPLETED.
- PROTECT GLAZED AWLAYS, HANDRAILS, EXTERIOR LIGHT FIXTURES, PREFINISHED MATERIALS, STAIRWAYS AND ALL OTHER AREAS AND EQUIPMENT WHICH DO NOT REQUIRE FINISH AS REQUIRED.
- PATCH AND REPAIR ALL DAMAGED SURFACES PRIOR TO APPLICATION OF FINISH COATING.
- CLEAN OUT AND PROVIDE BACKER ROD AND SEALANT AT ALL MAJOR CRACKING.
- ANY CRACK LARGER THAN 1/16" MUST BE PATCHED PRIOR TO APPLICATION OF FINISH COATING.
- ALL LINETS, COLUMNS AND SOFFITS UNDER PORTAL TO BE PAINTED.

GENERAL NOTES

- CLEAN AND REPAIR ALL SURFACES TO BE REFINISHED AND INSTALL A TWO COAT FINISH EQUAL TO WILBORN PAINT COMPANY 100% ACRYLIC SYSTEMS AS FOLLOWS:
WALLS:
1. PRIMER WILBORN SUBBER SEAL
2. FINISH WILBORN COVER-COTE WITH SAND FINISH AGGREGATE.
PARAPETS:
1ST COAT WILBORN CMS #2
2ND COAT WILBORN SUBBER SEAL
ACRYLIC PRIMER
3RD COAT WILBORN COVER-COTE
2. COORDINATE WITH AIRPORT JACT FOR THE REMOVAL OF SCAFFOLDING EACH NIGHT.

* SEE NOTE 3 SHEET A-1



EXTERIOR REFINISH
ALBUQUERQUE INTERNATIONAL
AIRPORT

PROJECT NO. 8405 DATE SEPT. 84

REVISION NO.
A5
SHEET OF 13

KEYED NOTES

1. REMOVE STORAGE AS REQUIRED TO PERFORM WORK. REINSTALL WHEN WORK IS COMPLETE.
2. PROTECT GLAZED AREAS, HANDRAILS, TEXTILE-FLOOR LIGHT FIXTURES, PRETREATED MATERIALS, STAIRWAYS, AND ALL OTHER AREAS AND EQUIPMENT WHICH DO NOT RECEIVE FINISH AS REQUIRED.
3. PATCH AND REPAIR ALL DAMAGED SURFACES PRIOR TO APPLICATION OF FINISH COATING.
4. CLEAR GUT AND PROVIDE BACKER ROD AND SEALANT AT ALL MAJOR CRACKING.
5. ANY CRACK LARGER THAN 1/16" MUST BE PATCHED PRIOR TO APPLICATION OF FINISH COATING.
6. CHECK IF RETAINING WALL DOES NOT REQUIRE ANY WORK OR FINISH MATERIAL.
7. ALL LINTEL'S COLUMNS AND SOUTHS UNDER PORTAL TO BE PAINTED.

GENERAL NOTES

1. CLEAN AND REPAIR ALL SURFACES TO BE REFINISHED AND INSTALL A TWO COAT FINISH EQUAL TO WILBUR PATRI COMPANY LOW VOCALLY SYSTEMS AS FOLLOWS:

WALLS

1. PRIME WILBURBOR SMOOTH SEAL
2. FINISH WILBURBOR COOR-COAT WITH 5000 PLY-OR AGGREGATE


PARTIALS

- 1ST COAT WILBURBOR ORS #2
- 2ND COAT WILBURBOR SMOOTH SEAL
- 3RD COAT WILBURBOR COOR COAT

2. COORDINATE WITH AIRPORT STAFF ON THE REMOVAL OF SCAFFOLDING FROM RIGHT.

* SEE NOTE B SHEET A1

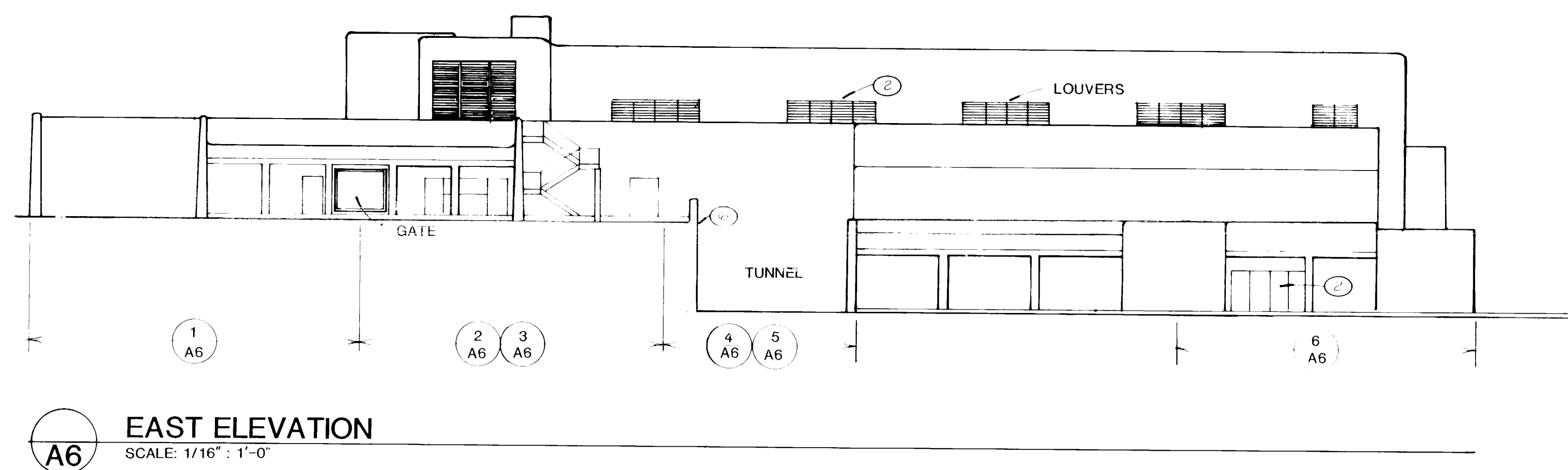
DATE: 10/15/83




EXTERIOR REFINISH
ALBUQUERQUE INTERNATIONAL
AIRPORT

PROJECT NO. 8405 DATE SEPT. 84


DRAWING NO.
A6
SHEET OF 13



EAST ELEVATION
SCALE: 1/16" = 1'-0"




1 VIEW
EAST ELEVATION




2 VIEW
EAST ELEVATION




3 VIEW
EAST ELEVATION



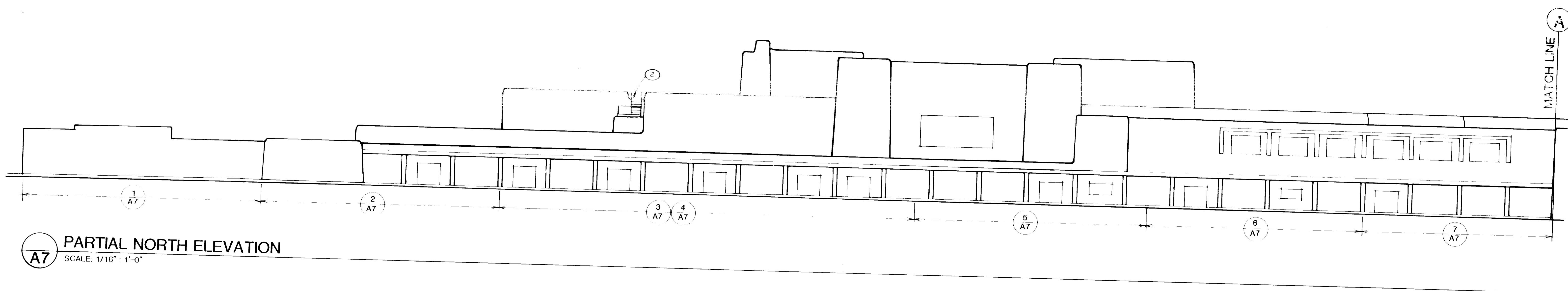
4 VIEW
TUNNEL ENTRANCE




5 VIEW
SERVICE AREA




6 VIEW
EAST ELEVATION



PARTIAL NORTH ELEVATION
SCALE: 1/16" = 1'-0"



1 VIEW NORTH ELEVATION




2 VIEW NORTH ELEVATION




3 VIEW NORTH ELEVATION



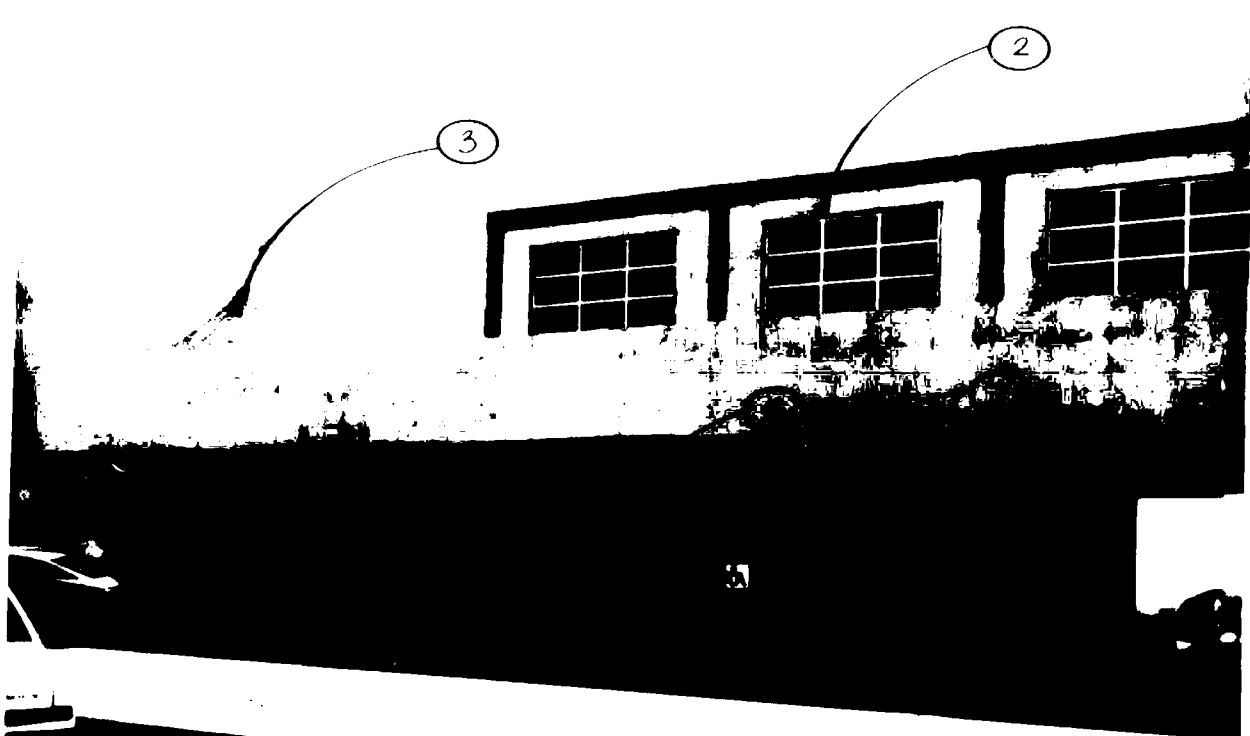
4 VIEW NORTH ELEVATION




5 VIEW NORTH ELEVATION



6 VIEW NORTH ELEVATION



7 VIEW NORTH ELEVATION



8 VIEW NORTH ELEVATION



KEYED NOTES

1. REMOVE STAIRS AS REQUIRED TO PERFORM WORK. REINSTALL WHEN WORK IS COMPLETE.
2. PROTECT GLAZED AREAS, HANDRAILS, EXTERIOR LIGHT FIXTURES, PREFINISHED MATERIALS, STAIRWAYS, AND ALL OTHER AREAS AND EQUIPMENT WHICH DO NOT RECEIVE FINISH AS REQUIRED.
3. PATCH AND REPAIR ALL DAMAGED SURFACES PRIOR TO APPLICATION OF FINISH COATING.
4. CLEAN OUT AND PROVIDE BACKER ROD AND SEALANT AT ALL MAJOR CRACKING.
5. ANY CRACK LARGER THAN 1/16" MUST BE PATCHED PRIOR TO APPLICATION OF FINISH COATING.
6. PROTECT AIRLINE IDENTIFICATION SIGNAGE.
7. ALL LINTELS COLUMNS AND SOFFITS UNDER PORTAL TO BE PAINTED.
8. REFINISHING OF WOOD LINTELS WAS DELETED FROM THE CONTRACT.

GENERAL NOTES

- * CLEAR AND REPAIR ALL SURFACES TO BE REFINISHED AND TREAT A TWO COAT FINISH COAT TO WELBORN PAINT COMPANY LONG ACRYLIC SYSTEMS AS FOLLOWS:
WB 15:
1. PRIMER WELBORN SUBBER SEAL
2. FINISH WELBORN COVER-COAT WITH 5000 LINTAL AGGREGATE.
PAMPH 15:
1ST COAT WELBORN CMS #2
2ND COAT WELBORN SUBBER SEAL
ACRYLIC PRIMER
3RD COAT WELBORN COVER-COAT
2. COORDINATE WITH AIRPORT STATE ON THE REMOVAL OF SCAFFOLDING EACH NIGHT.

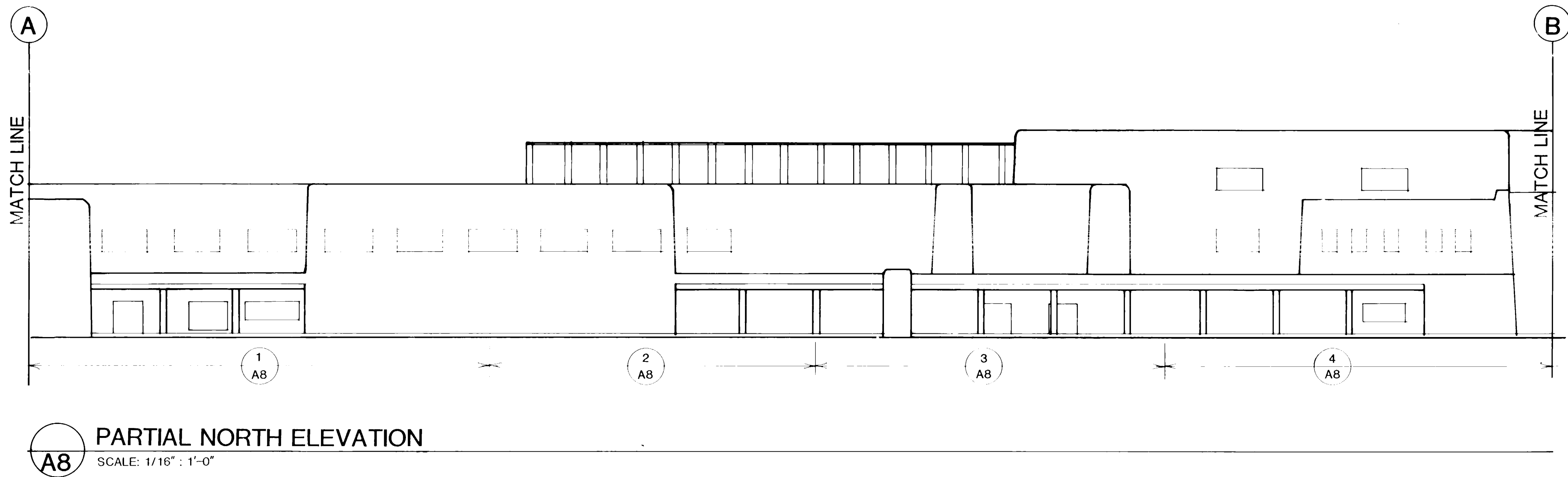
* SEE NOTE 13 - SHEET A1



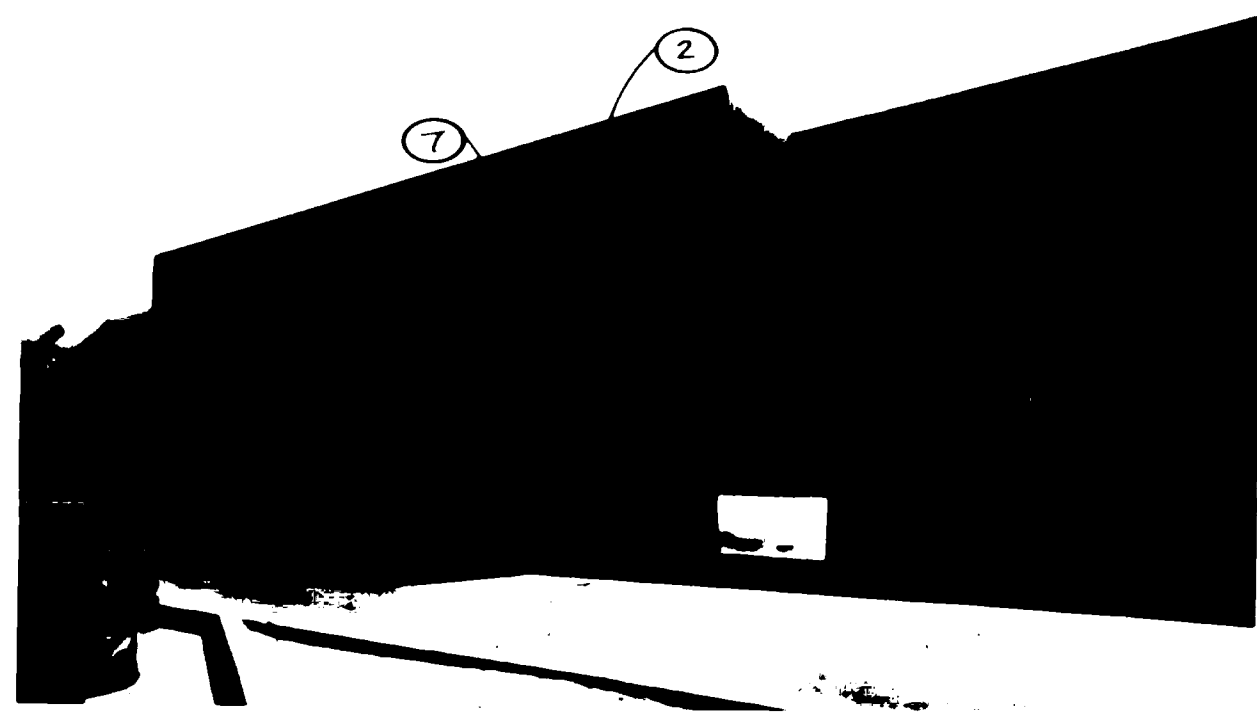
EXTERIOR REFINISH
ALBUQUERQUE INTERNATIONAL AIRPORT

PROJECT NO. 8405 DATE SEPT. 84


THICKING NO. **A7**
SHEET OF 13



1 VIEW NORTH ELEVATION
A8



2 VIEW NORTH ELEVATION
A8



3 VIEW NORTH ELEVATION
A8



4 VIEW NORTH ELEVATION
A8



KEYED NOTES

1. REMOVE STAIRS AS REQUIRED TO PERFORM WORK. REINSTALL WHEN WORK IS COMPLETE.
2. PROTECT GLAZED AREAS, HANDRAILS, EXTERIOR LIGHT FIXTURES, PREFINISHED MATERIALS, STAIRWAYS, AND ALL OTHER AREAS AND EQUIPMENT WHICH DO NOT RECEIVE FINISH AS REQUIRED.
3. PATCH AND REPAIR ALL DAMAGED SURFACES PRIOR TO APPLICATION OF FINISH COATING.
4. CLEAN OUT AND PROVIDE BACKER ROD AND SEALANT AT ALL MAJOR JOINTS.
5. ANY CRACK LARGER THAN 1/16" MUST BE PATCHED PRIOR TO APPLICATION OF FINISH COATING.
6. PROTECT AIRLINE IDENTIFICATION SIGNAGE.
7. ALL LINES, COLUMNS AND SHEETS UNDER PORTAL TO BE PROTECTED.

GENERAL NOTES

1. CLEAN AND REPAIR ALL SURFACES TO BE REFINISHED AND INSTALL A TWO COAT FINISH SYSTEM TO WILLBORN PAINT COMPANY LOGO-SYSTEM SYSTEMS AS FOLLOWS:
WALLS:
1. PRIMER WILLBORN GORRER SEAL
2. FINISH WILLBORN GORRER SEAL WITH SAND FINISH AGGREGATE.
PARAPETS:
1.1. FINISH WILLBORN GORRER SEAL
1.2. FINISH WILLBORN GORRER SEAL
1.3. FINISH WILLBORN GORRER SEAL
1.4. FINISH WILLBORN GORRER SEAL
1.5. FINISH WILLBORN GORRER SEAL
1.6. FINISH WILLBORN GORRER SEAL
1.7. FINISH WILLBORN GORRER SEAL
1.8. FINISH WILLBORN GORRER SEAL
1.9. FINISH WILLBORN GORRER SEAL
1.10. FINISH WILLBORN GORRER SEAL
2. COORDINATE WITH AIRPORT STAFF ON THE REMOVAL OF SCAFFOLDING EACH NIGHT.

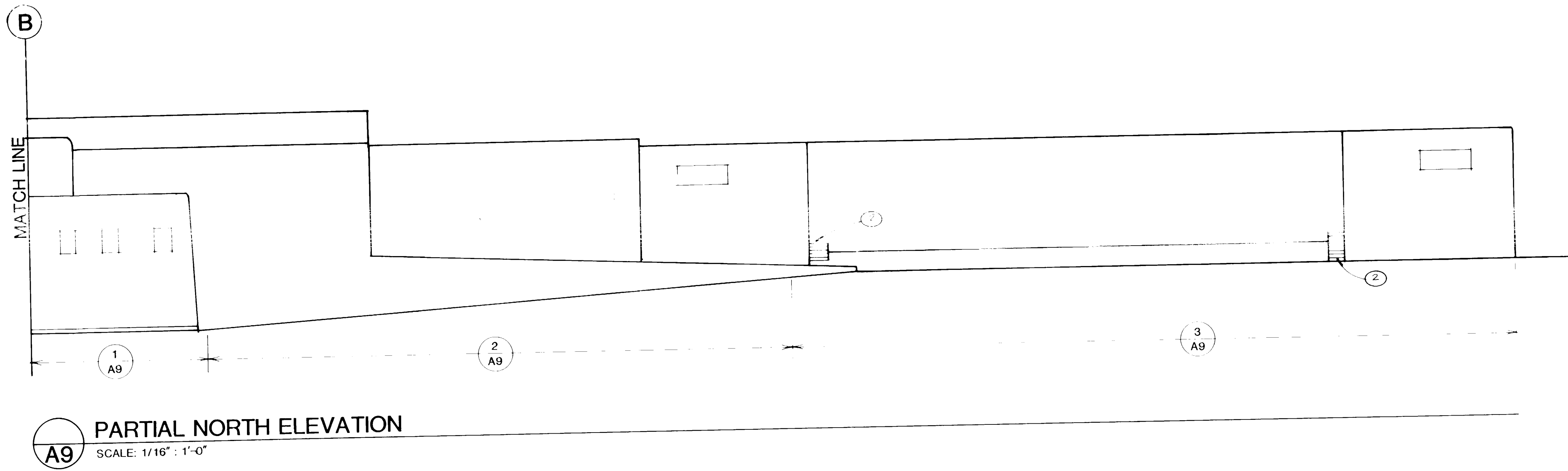
* SEE THE CONTRACT AT



EXTERIOR REFINISH
ALBUQUERQUE INTERNATIONAL
AIRPORT

8405 SEPT. 84

A8
SHEET OF 13



1 VIEW NORTH ELEVATION



2 VIEW NORTH ELEVATION



3 VIEW NORTH ELEVATION

KEYED NOTES


1. REMOVE STAGING AS REQUIRED TO PROCEED WITH WORK. REINSTALL WHEN WORK IS COMPLETE.
2. PROTECT GLAZED AREAS, HANDRAILS, EXTERIOR LIGHT FIXTURES, PREFINISHED MATERIALS, STAIRWAYS AND ALL OTHER AREAS AND EQUIPMENT WHICH DO NOT RECEIVE FINISH AS REQUIRED.
3. PATCH AND REPAIR ALL DAMAGED SURFACES PRIOR TO APPLICATION OF FINISH COATING.
4. CLEAN OUT AND PROVIDE BACKER ROD AND SEALANT AT ALL MAJOR CRACKING.
5. ANY CRACK LARGER THAN 1/16" MUST BE PATCHED PRIOR TO APPLICATION OF FINISH COATING.

GENERAL NOTES

1. CEILING AND ROOFING ALL SURFACES TO BE PAINTED AND REPAIRED. A TWO COAT FINISH SYSTEM BY MILLBORN PAINT COMPANY 100% ACRYLIC. COATING AS FOLLOWS:
WALLS:
1. PRIMER MILLBORN SUPER SEAL
2. FINISH MILLBORN COVER COAT WITH 100% ACRYLIC PAINT
CEILING:
1. PRIMER MILLBORN SUPER SEAL
2. FINISH MILLBORN COVER COAT WITH 100% ACRYLIC PAINT
3. COORDINATE WITH AIRPORT STAFF ON THE REMOVAL OF SCAFFOLDING LATER RIGHT.

* See Notes 1-5-8-9-10 *

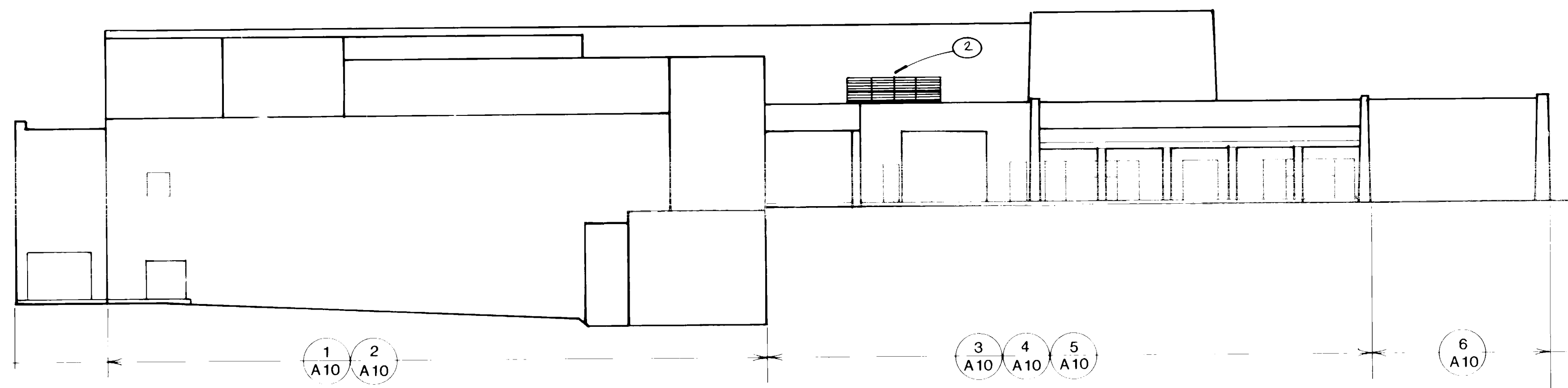
THE BURNS/PETERS GROUP
ARCHITECTS/PLANNERS
DRAWN BY
DATE



EXTERIOR REFINISH
ALBUQUERQUE INTERNATIONAL
AIRPORT

PROJECT NO. 8405 DATE SEPT. 84

DRAWING NO.
A9
SHEET OF 13




WEST ELEVATION
SCALE: 1/16" = 1'-0"




1 VIEW WEST ELEVATION




2 VIEW WEST ELEVATION




3 VIEW WEST ELEVATION



4 VIEW WEST ELEVATION



5 VIEW WEST ELEVATION



6 VIEW WEST ELEVATION

NEW FINISH TO BOTTOM
OF EXISTING FINISH.
ENHANCEMENT IN EROSION
AWAY FROM BUILDING

KEYED NOTES

1. REMOVE SCAFFOLDING AS REQUIRED TO PROCEED WITH WORK. REINSTALL WHEN WORK IS COMPLETE.
2. PROTECT GLAZED AREAS, HANDRAILS, EXTERIOR LIGHT FIXTURES, POLISHED MATERIALS, STAIRWAYS AND ALL OTHER AREAS AND EQUIPMENT WHICH DO NOT RECEIVE FINISH AS REQUIRED.
3. PATCH AND REPAIR ALL DAMAGED SURFACES PRIOR TO APPLICATION OF FINISH COATING.
4. CLEAN GUT AND PROVIDE BACKER ROD AND SEALANT AT ALL MAJOR CRACKING.
5. ANY CRACK LARGER THAN 1/16" MUST BE PATCHED PRIOR TO APPLICATION OF FINISH COATING.
6. ALL LINTELS, COLUMNS AND SOFFITS, UNLESS NOTED TO BE PAINTED.

GENERAL NOTES

1. CLEAN AND REPAIR ALL SURFACES TO BE REFINISHED AND INSTALL A TWO COAT FINISH SYSTEM IN ACCORDANCE WITH COMPANY 100% APPROVED SYSTEMS AS FOLLOWS:
WALLS:
1. PRIMER WITH BORN COARSE SLAG
2. FINISH WITH BORN COARSE SLAG WITH SAND FINISH AGGREGATE
PARTIALS:
1ST COAT WITH BORN COARSE SLAG
2ND COAT WITH BORN COARSE SLAG
3RD COAT WITH BORN COARSE SLAG
2. COORDINATE WITH AIRPORT STAFF ON THE REMOVAL OF SCAFFOLDING EACH NIGHT.

SEE NOTE 1 - SHEET A-11

THE BURNS/PETERS GROUP ARCHITECTS
NEW & EXISTING DRAWINGS
DATE: _____

STATE OF NEW MEXICO
RONALD L. PETERS
NO. 788
REGISTERED ARCHITECT
ARCHITECT

EXTERIOR REFINISH
ALBUQUERQUE INTERNATIONAL
AIRPORT

PROJECT NO. 8405 DATE SEPT. 84

DRAWING NO.
A10
SHEET OF 13

KEYED NOTES

- 1 REMOVE SIGNAGE AS REQUIRED TO PERFORM WORK. REINSTALL WHEN WORK IS COMPLETE.
- 2 PROTECT GLAZED AREAS, HANDRAILS, EXTERIOR LIGHT FIXTURES, PREFINISHED MATERIALS, STAIRWAYS AND ALL OTHER AREAS AND EQUIPMENT WHICH DO NOT RECEIVE FINISH AS REQUIRED.
- 3 PATCH AND REPAIR ALL DAMAGED SURFACES PRIOR TO APPLICATION OF FINISH COATING.
- 4 CLEAN OUT AND PROVIDE BACKER ROD AND SEALANT AT ALL MAJOR CRACKING.
- 5 ANY CRACK LARGER THAN 1/16" MUST BE PATCHED PRIOR TO APPLICATION OF FINISH COATING.
- 6 ALL EXTERIOR COLUMNS AND SUPPORTS UNDER PORTALS TO BE PAINTED.

GENERAL NOTES

1. CLEAN AND REPAIR ALL SURFACES TO BE REFINISHED AND INSTALL A TWO COAT FINISH SYSTEM TO NEIGHBOR PAINT COMPANY FOUR ACRYLIC SYSTEMS AS FOLLOWS:

WALLS:
1. PRIMER WET/BORN SODDER SEAL
2. FINISH WET/BORN COUR-COAT WITH SAND FINISH AGGREGATE

FABRIC IS:
1. COAT WET/BORN CMS #2
2. COAT WET/BORN SODDER SEAL
ACRYLIC PRIMER
3. COAT WET/BORN COUR-COAT


2. COORDINATE WITH AIRPORT STAFF ON THE REMOVAL OF SCAFFOLDING EACH REGION.

DATE: 10-1-84

THE BURNS/PETERS GROUP ARCHITECTS

ARCHITECT DRAWING

DATE: 10-1-84



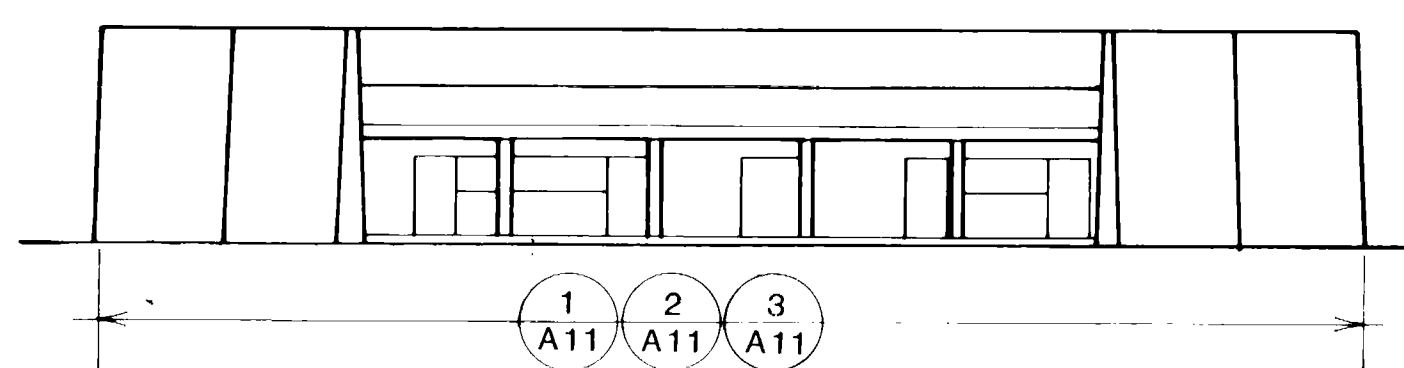
EXTERIOR REFINISH
ALBUQUERQUE INTERNATIONAL
AIRPORT

PROJECT NO. 8405


DATE: SEPT. 84

DRAWING NO.


A11
SHEET OF 13




B
A11 SATELLITE ELEVATION
SCALE: 1/16" = 1'-0"




1
A11 VIEW
NORTHWEST
ELEVATION B



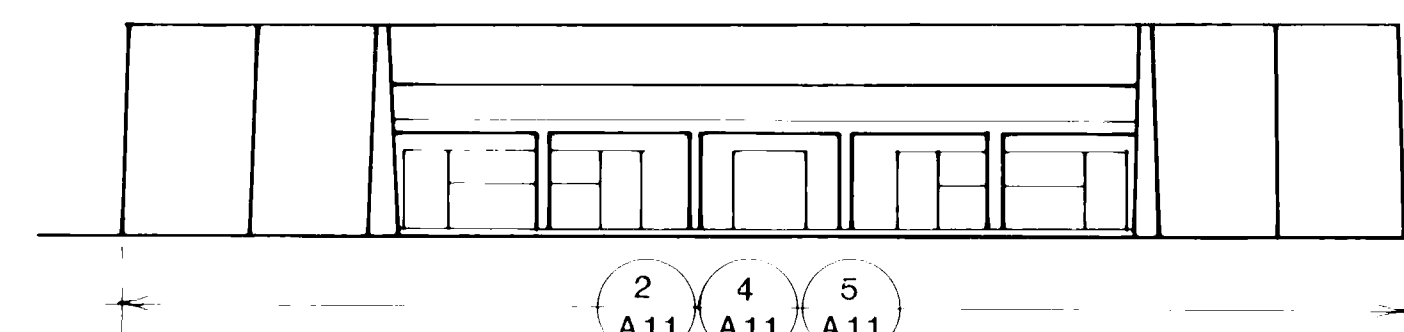
4
A11 VIEW
SOUTHWEST
ELEVATION A




2
A11 VIEW
PORTAL (TYPICAL)



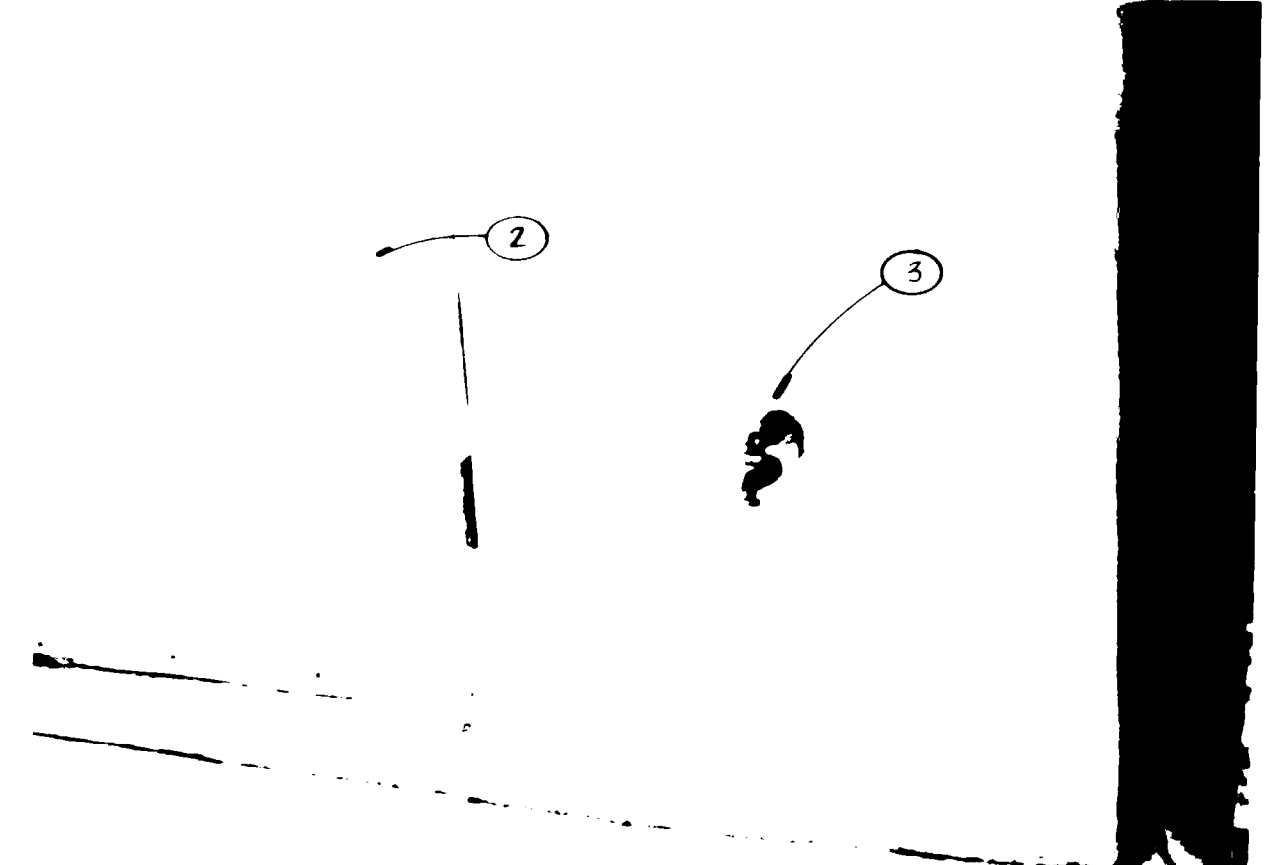
5
A11 VIEW
SOUTHEAST
ELEVATION A



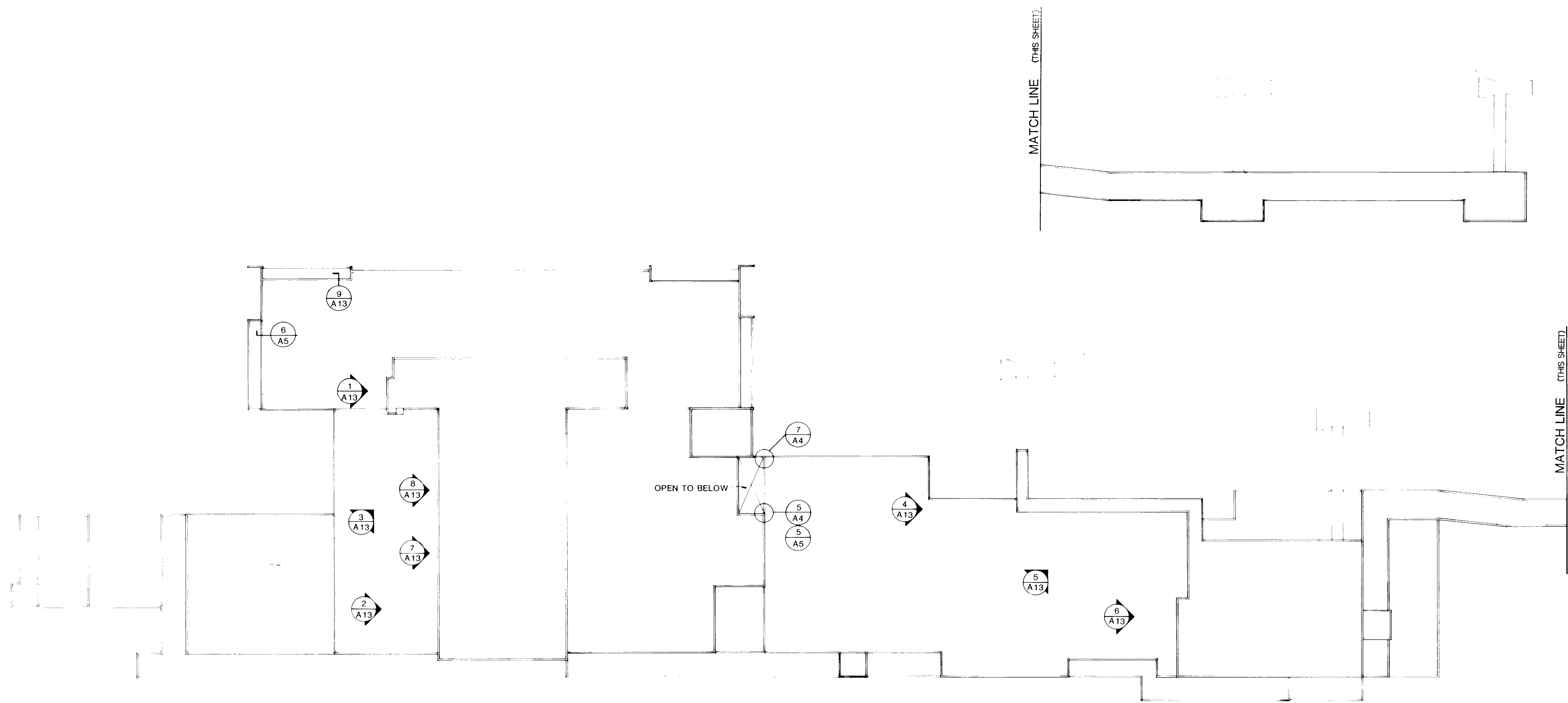
A
A11 SATELLITE ELEVATION
SCALE: 1/16" = 1'-0"




3
A11 VIEW
NORTHEAST
ELEVATION B





6
A11 DETAIL



 **ROOF PLAN**
SCALE: 3/32" = 1'-0"

- KEYED NOTES**
1. PATCH AND REPAIR ALL DAMAGED SURFACES PRIOR TO APPLICATION OF FINISH COATING.
 2. CLEAN OUT AND PROVIDE BACKER ROD AND SEALANT AT ALL MAJOR CRACKING.
 3. ANY CRACK LARGER THAN 1/16" MUST BE PATCHED PRIOR TO APPLICATION OF FINISH COATING.

GENERAL NOTES



EXTERIOR REFINISH
ALBUQUERQUE INTERNATIONAL
AIRPORT

PROJECT NO. 8405 DATE SEPT. 84

DRAWING NO.
A12
SHEET OF 13

KEYED NOTES

- EXISTING, REPAIR OR REPLACE TO BE FINISHED TO MATCH ADJACENT FINISH.
- PROTECT GLAZED AREAS, WINDOWS, EXTERIOR LIGHT FIXTURES, POLE MOUNTED BALL BEAMS, STAIRWAYS, AND ALL OTHER DEVICES AND EQUIPMENT WHICH DO NOT BELONG TO THIS PROJECT AS REQUIRED.
- PATCH AND REPAIR ALL DAMAGED SURFACES PRIOR TO APPLICATION OF FINISH COATING.
- CLEAN OFF AND PROVIDE BACKER ROD AND SEALANT AT ALL MAJOR CRACKING.
- ANY CRACK LARGER THAN 1/16" MUST BE PATCHED PRIOR TO APPLICATION OF FINISH COATING.
- ALL EXTERIOR COLUMNS AND SHEET PILES MUST BE PAINTED.

GENERAL NOTES

- CLEAN AND REPAIR ALL SURFACES TO BE REFINISHED AND INSTALL A TWO COAT FINISH EQUAL TO WILLBORN PAINT COMPANY TYPE ACRYLIC SYSTEMS AS FOLLOWS:
 - 1. PROPER WILLBORN SMOOTH SEAL
 - 2. FINISH WILLBORN CORR-COAT WITH SAND FINISH AGGREGATE.
- PARAPETS:
 - 1ST COAT WILLBORN CMS #2
 - 2ND COAT WILLBORN SMOOTH SEAL ACRYLIC FINISH
 - 3RD COAT WILLBORN CORR-COAT
- COORDINATE WITH AIRPORT STAFF ON THE REMOVAL OF SCAFFOLDING EACH NIGHT.

26 20111380

* SEE NOTE 3 SHEET A1

26 20111380

26 20111380

26 20111380

26 20111380

26 20111380

26 20111380

26 20111380

26 20111380

26 20111380

26 20111380

26 20111380

26 20111380

26 20111380

26 20111380

26 20111380

26 20111380

26 20111380

26 20111380

26 20111380


26 20111380

26 20111380

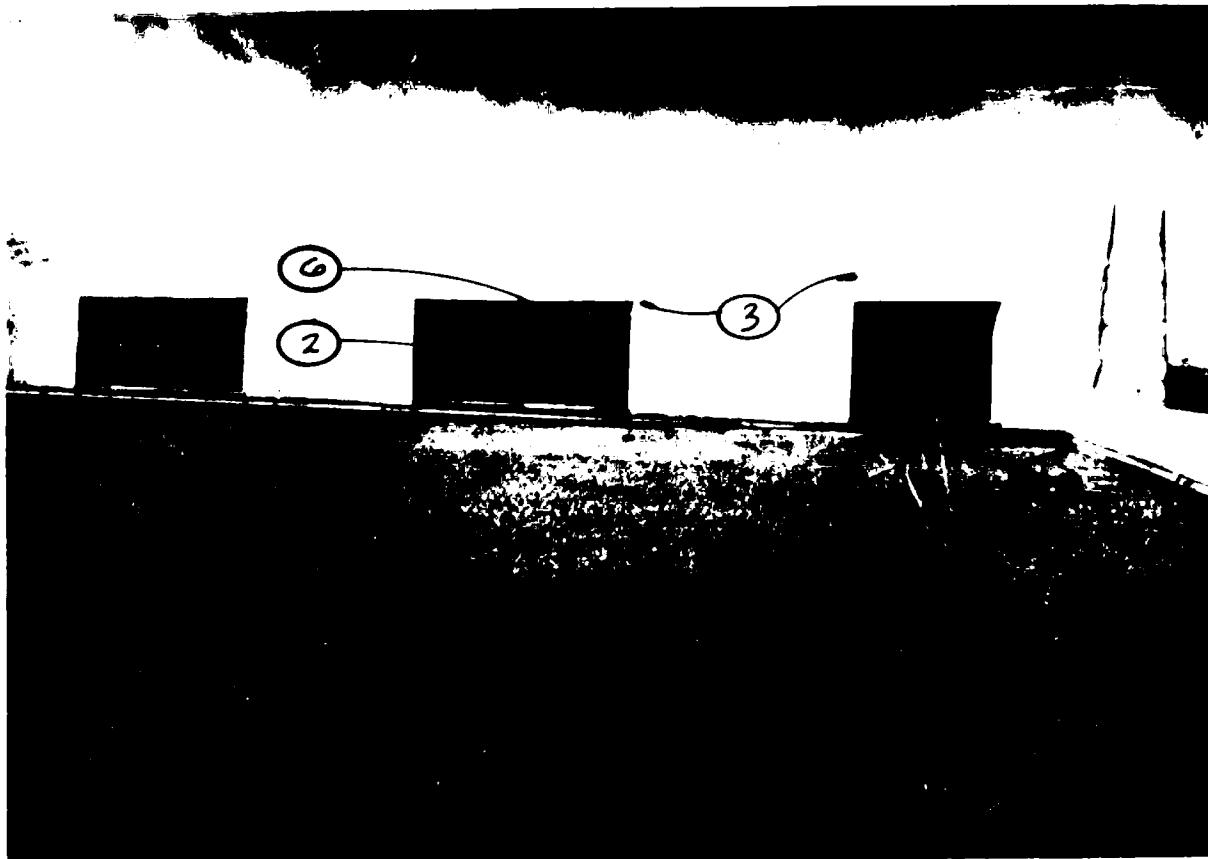
26 20111380

26 20111380


26 20111380




1 VIEW ROOF (SEE ROOF PLAN SHEET A-12)



2 VIEW ROOF (SEE ROOF PLAN SHEET A-12)




3 VIEW ROOF (SEE ROOF PLAN SHEET A-12)




4 VIEW ROOF (SEE ROOF PLAN SHEET A-12)




5 VIEW ROOF (SEE ROOF PLAN SHEET A-12)



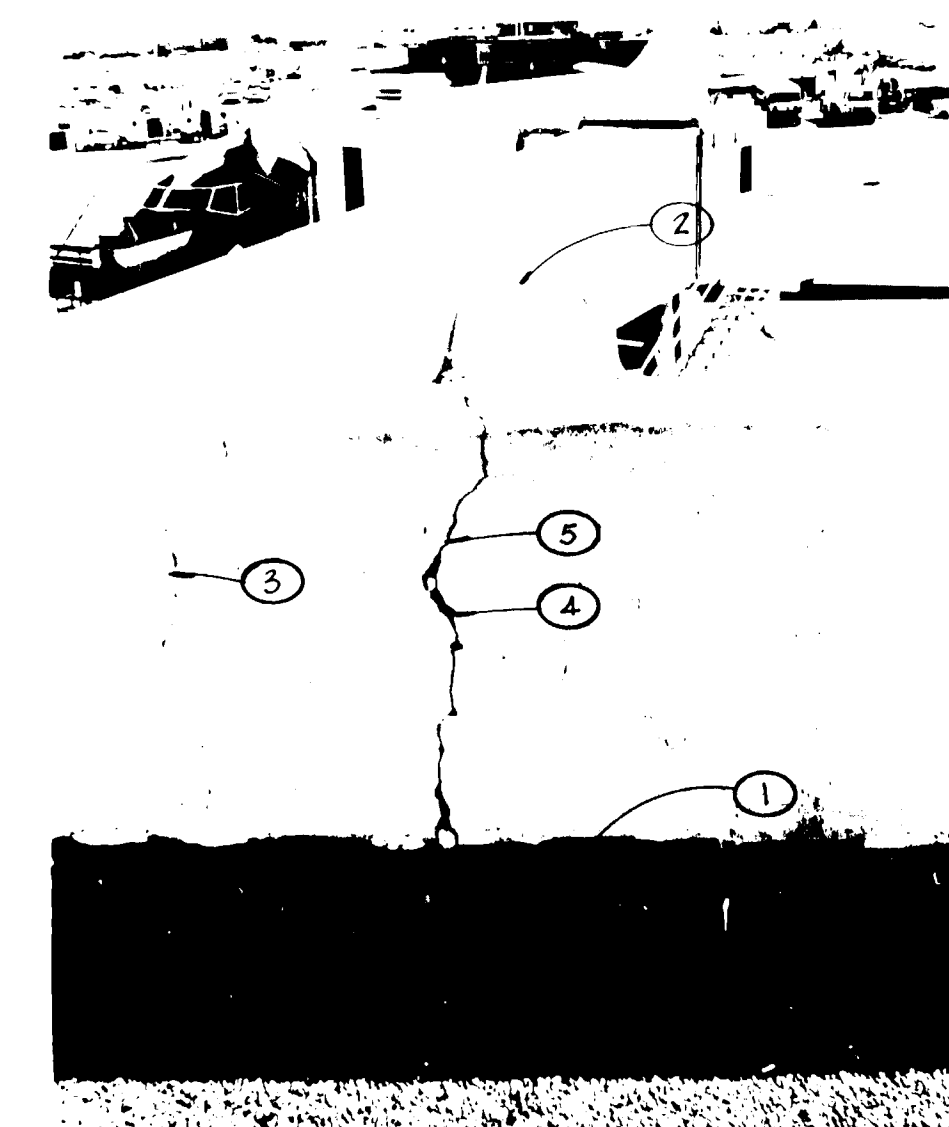
6 VIEW ROOF (SEE ROOF PLAN SHEET A-12)



7 DETAIL ROOF (SEE ROOF PLAN SHEET A-12)



8 DETAIL ROOF (SEE ROOF PLAN SHEET A-12)



9 DETAIL PARAPET (SEE ROOF PLAN SHEET A-12)

EXTERIOR REFINISH ALBUQUERQUE INTERNATIONAL AIRPORT

PROJECT NO. 8405 DATE SEPT. 84

PREPARED BY

A13
SHEET OF 13