KEY MAP

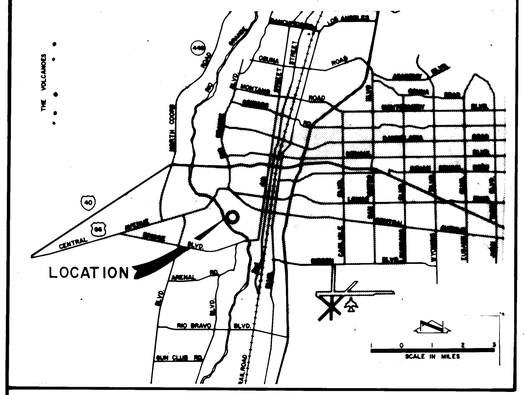

CITY OF ALBUQUERQUE

INDEX

SHEET NO.	DESCRIPTION
1	TITLE SHEET
2	GENERAL NOTES & DETAILS
3 - 5	LINE A S.W. LOOP
5 - 9	LINE A N. W. LOOP
10	LINE B
11	MECHANICAL EQUIPMENT AT MOAT MECHANICAL ROOM.

1985 RIO GRANDE ZOO

WATER LINE IMPROVEMENTS

PHASE 1

APPROVED FOR RIO GRANDE ZOO

W.F. McNamara
4-23-86

THE RIO GRANDE ZOO

JOB NUMBER 84120
SET NO. _____

26 | 2251 | 0 | 8 | 6

REV.	SHEETS	CITY	ENGR.	DATE	USER	DEPT.	DATE	USER	DEPT.	DATE

APPROVAL OF REVISIONS

RENT S. FEELS NEW MEXICO REGISTERED PROFESSIONAL ENGINEER 5/2/85

SCANLON & ASSOCIATES CONSULTING ENGINEERS

APPROVED FOR CONSTRUCTION
C.E. 5/5/85

DRAWING NO 2251 | MAP NO. K-13

SHEET 1 OF 11

RECORD DRAWING

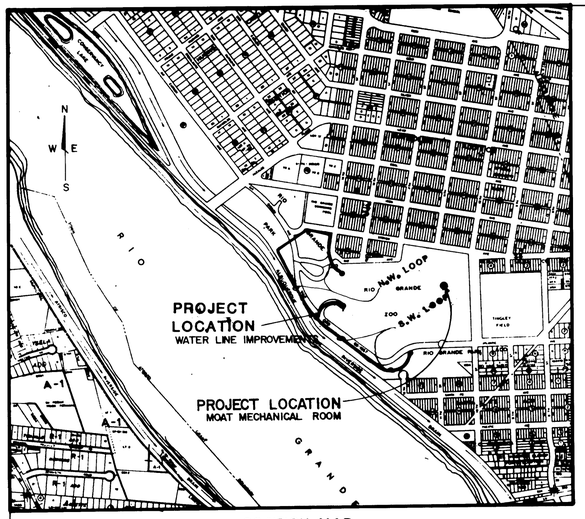

LOCATION MAP
SCALE: 1" = 800' ±

LEGEND

- WIRE FENCE
- RR TIES-LAID DOWN
- RR TIES - ON END
- EXISTING UNDERGROUND ELECTRIC CABLE
- OVERHEAD POWER LINE
- EXISTING BUILDING
- CONCRETE SLAB
- EXISTING WATER LINE
- SANITARY SEWER LINE
- EXISTING FIRE HYDRANT
- EXISTING TREE
- WALKWAY OR PAVED AREA
- LIGHT
- MANHOLE
- ELECTRIC BOX
- EXISTING WATER VALVE
- CHAIN LINK FENCE
- POST
- POWER POLE
- WATER METER
- SPRINKLER
- SURVEY P.I.
- BOARD FENCE
- NEW FIRE HYDRANT
- NEW WATER VALVE
- NEW WATER LINE

19. Whenever possible, it is desirable to lay parallel water and sewer lines at least ten (10) feet apart horizontally, and the waterline should be a higher elevation than the sewer. In cases where it is not practical to maintain a ten (10) foot separation, ENGINEER may allow deviation on a case-by-case basis. Such deviation may allow installation of the sewer line closer to the waterline, provided the waterline is in a separate trench or on an undisturbed earth shelf located on one side of the sewer at an elevation such that the bottom of the waterline is at least eighteen (18) inches from the top of the sewer.

GENERAL NOTES

1. All fittings, risers, tees, bends, etc., of whatever nature are to be adequately supported and thrust blocked with Portland Cement concrete (3000 psi min.) and all valves are to be fully supported and blocked in accordance with City of Albuquerque Standard Detail Drawing W-22. Cost of supporting or thrust blocking to be included in the unit price bid for respective pipe line items.
2. All material and workmanship shall conform to project specifications. All installation details are typical and may be changed to better the existing local conditions upon written direction of the Engineer.
3. All installations shall conform in every respect with the recommendations of the manufacturers of the various equipment and materials, unless such is in non-conformity with applicable Codes and Standards.
4. All work which might involve disruption of water service in any way shall be coordinated fully with the City Water Department and Rio Grande Zoo Officials. Notification shall be at least 48 hours in advance.
5. Estimated Quantities shown herein are for the Contractor's information only. Final quantities to be determined by actual work accomplished upon completion of project.
6. Cost of items shown in the schedules of estimated quantities for the unit shown therein and the bid proposal are to include all miscellaneous appurtenances thereto complete and in place as generally noted on the plans.
7. Cost of all fittings, couplings, reducers, connecting pieces, adapters, etc., to be included in unit bid price per linear foot for the various kinds and sizes of pipes unless otherwise provided in bid schedule.
8. Suitable shop drawings showing details of fabrication and installation of all items not specifically detailed on the plans shall be submitted to and approved in writing by the Engineer before fabrication of the item is begun.
9. All data concerning existing utility lines, including depth, size, material, have been obtained from existing records and may or may not be completely accurate. The Contractor shall contact each utility company prior to making any excavations for line location, and shall carefully excavate these lines as is necessary to determine the actual locations and depths. The contractor is advised that these exploratory excavations are in his own best interest to aid in construction. Exploratory trenching as is required, will be considered incidental to all other items of work. Notification to all utility companies shall be at least 48 hours prior to any excavation.
10. All traffic control devices installed or used during the construction of this project must conform to the "Manual on Uniform Control Devices," latest edition, and erected as directed by the Contractor's Safety Representative.
11. Walls, fences and walks within the limits of construction shall be removed as required and replaced with equal or better materials by the Contractor. All replacement methods shall be submitted to the Engineer for review.
12. There will be no measurement or payment for any item except those listed in the "Unit Price Bid Proposal." All other necessary items of work and miscellaneous materials necessary to complete the project shall be considered incidental and no direct payment will be made unless so allowed by the City of Albuquerque.
13. Where the plans call for a water line to be abandoned, this means the line is to be separated from any connection to the water system, and those separations plugged and blocked. There shall be no direct payment for this work, the cost thereof being considered incidental to the other items.
14. Paving cuts shall be paved to the general thickness and material design provided on the plans.
15. Limits of payment for temporary or permanent asphalt patches over pipe shall be equal to Four (4) Feet.
16. Limits of payment for asphalt patches over connections to existing waterlines shall be maximum 5' X 5'
17. New Mexico standard specifications for Public Works Construction, 1979 edition, City of Albuquerque Public Works Contract 84-3 and any revisions or additions in the Specifications and Contract Documents, shall govern the construction of this project.
18. Pipe materials for this project are: 6" and under class 50 DIP, Asbestos Cement, or PVC.

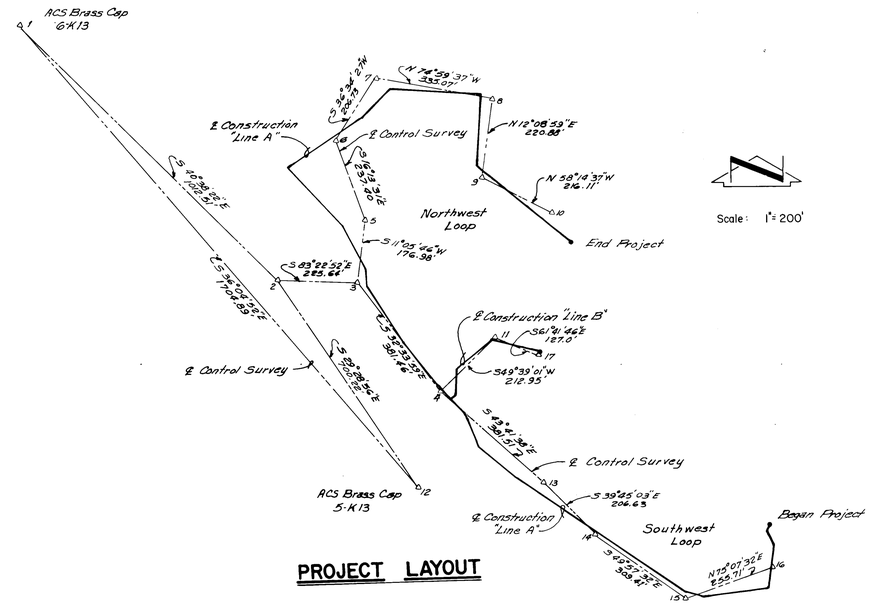

PROJECT LAYOUT

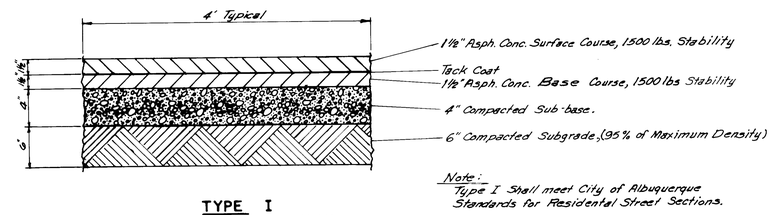

TYPE I
REPLACEMENT SECTION

Note:
Type I Shall meet City of Albuquerque Standards for Residental Street Sections.

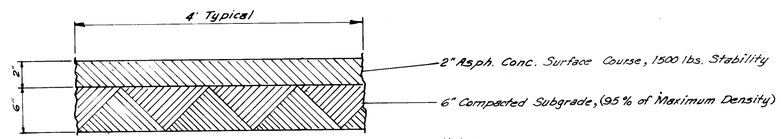

TYPE II
REPLACEMENT SECTION

Note:
Type II Shall be used for Internal Areas in the Zoo as Delineated on the Plan and Profile Sheets.

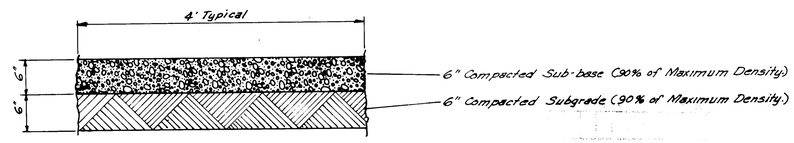

TYPE III
REPLACEMENT SECTION

TYPICAL PAVEMENT REPLACEMENT SECTION

Not To Scale

NOTE:
Graduation Requirements for all Pavement Types shall be as stated in the Specifications for City of Albuquerque Standard Residential Pavement.

PLANS PREPARED UNDER THE DIRECTION OF

3/8/85

JOB NO.

APPROVED FOR CONSTRUCTION

CITY ENGINEER DATE

CITY OF ALBUQUERQUE
MUNICIPAL DEVELOPMENT DEPARTMENT
ENGINEERING DIVISION

TITLE: 1985 RIO GRANDE ZOO WATER LINE IMPROVEMENTS PHASE I

APPROVALS	ENGINEER	DATE	APPROVALS	ENGINEER	DATE
City Engineer			Liquid Waste	P.B. Vedamuthu	4/30/85
A.C.E.-Design		4/30/85	Traffic		4/30/85
A.C.E.-Hydrology	N.A.	4/30/85	Water	P.B. Vedamuthu	4/30/85

DRAWING NO. 2251 | MAP NO. K-13 | SHEET 2 OF 11

AS BUILT INFORMATION
CONTRACTOR Pride Const.
WORK STAKED BY Scanlon DATE
WORK INSPECTED BY DATE
ACCEPTANCE BY DATE 4-86
VERIFICATION BY Scanlon DATE 4-86
DRAWINGS CORRECTED BY Scanlon DATE 4-86
MICRO-FILM INFORMATION
RECORDED BY DATE
NO.

BENCH MARKS

SURVEY INFORMATION
FIELD NOTES
NO. BY DATE

REFERENCES
MAP NO. W.O. NO.
EST. NO.

NO.	DATE	REMARKS	BY
	4/10/86	Revised per as Built	RLH

REVISIONS

DESIGN
DESIGNED BY K.S.F. DATE 1-85
DRAWN BY J.D.R. / P.J.R. DATE 1-85
CHECKED BY DATE

RECORD DRAWING

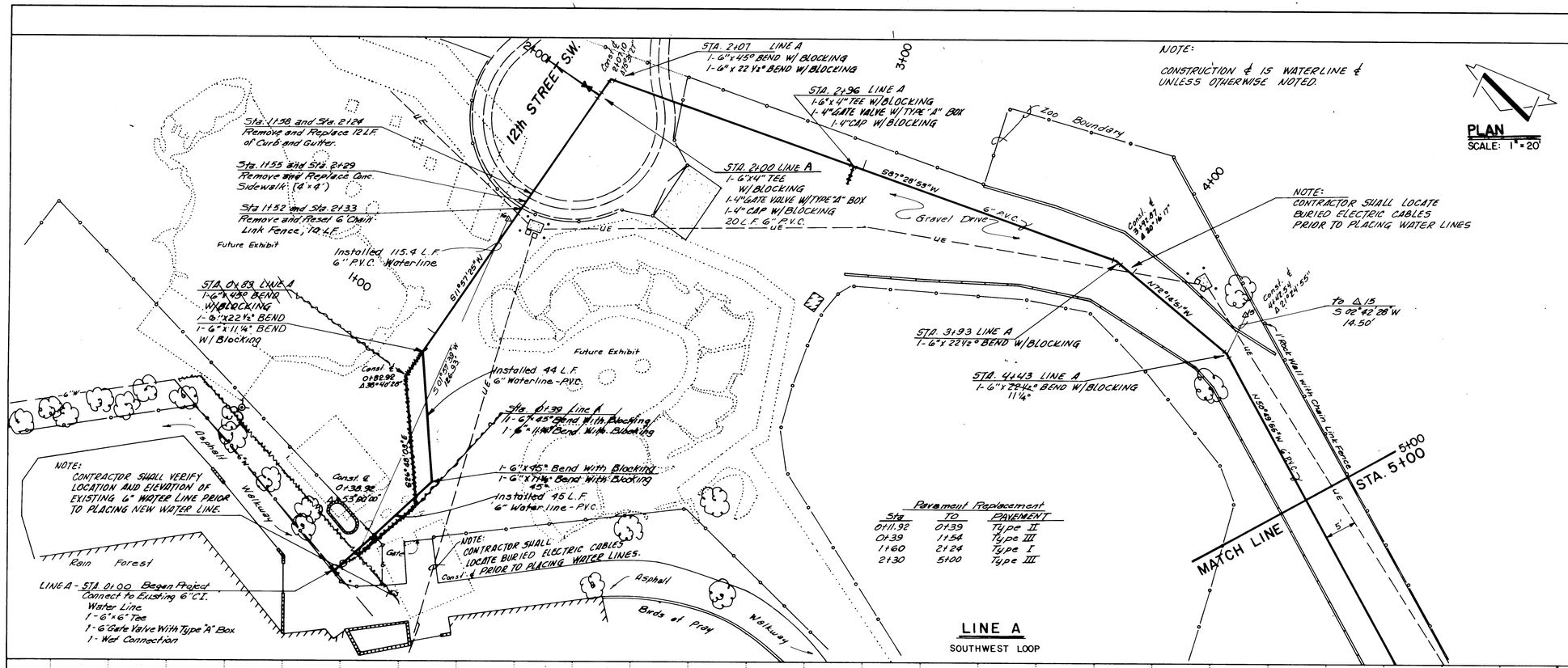

PROFILE
SCALE: 1" = 20' HORZ.
1" = 2' VERT.

AS BUILT INFORMATION
CONTRACTOR Pride Const.
WORK STAKED BY Scanlon DATE
INSPECTORS DATE
FIELD CHANGES BY DATE
FIELD VERIFICATION BY Scanlon DATE 4-86
CORRECTED BY Scanlon DATE 4-86
MICRO-FILM INFORMATION
RECORDED BY DATE
NO.

BENCH MARKS
5K-13 BWH Brass Cap Elev. 49.541.50
6K-13 3" BWH Brass Cap Elev 49.556.95
N.W. Corner Trophy & Alcalde

SURVEY INFORMATION
FIELD NOTES
NO. | BY | DATE

ENGINEER'S SEAL
RENE S. TRUJILLO
NEW MEXICO
REGISTERED PROFESSIONAL ENGINEER
3/9/95

NO.	DATE	REMARKS	BY
4-10-86		Revised per as Built	RW

REVISIONS

DESIGNED BY K.S.F. DATE 1-85
DRAWN BY LAH-JDR DATE 1-85
CHECKED BY DATE

26 2251038 6

CITY OF ALBUQUERQUE
MUNICIPAL DEVELOPMENT DEPARTMENT
ENGINEERING DIVISION

TITLE: 1985 RIO GRANDE ZOO WATER LINE IMPROVEMENTS PHASE I

APPROVALS	ENGINEER	DATE	APPROVALS	ENGINEER	DATE
City Engineer		5/1/85	Liquid Waste		4/30/85
A.C.E.-Design		4/30/85	Traffic		4/23/85
A.C.E.-Hydrology	N.L.	4/25/85	Water		4/30/85

DRAWING NO. 2251 | MAP NO. K-13 | SHEET 3 OF 11

Scanlon Job No. 84120

RECORD DRAWING

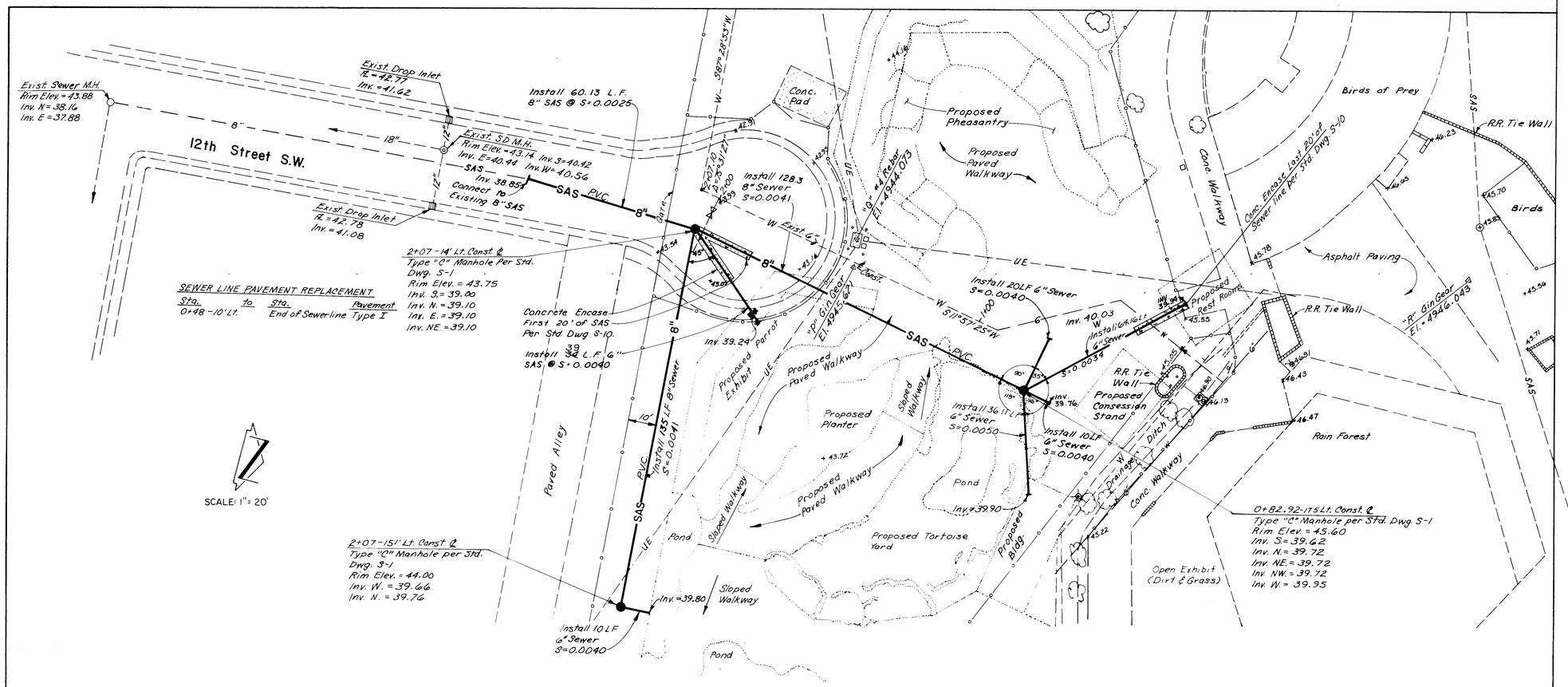

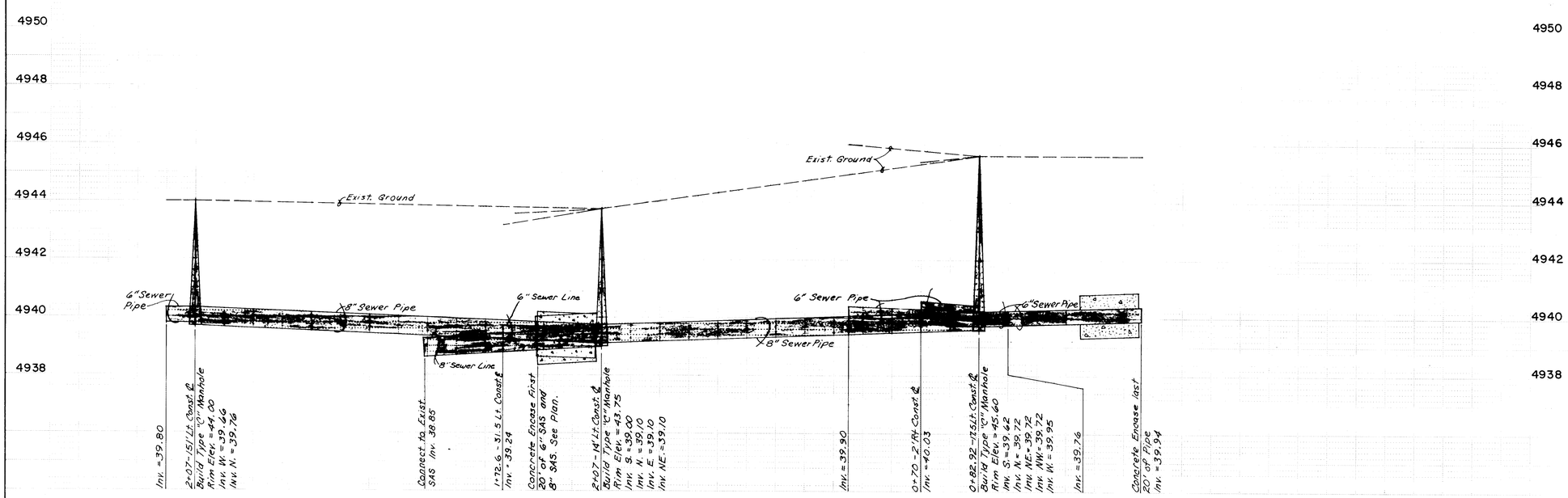

PROFILE
SCALE: 1" = 20' HORIZ.
1" = 2' VERT.

AS BUILT INFORMATION	
CONTRACTOR	Pride Const.
WORK STAKED BY	Scanlon
INSPECTOR'S ACCEPTANCE	DATE
FIELD TRANSIT BY	DATE
VERIFICATION BY	Scanlon DATE 4-86
VERIFICATION BY	Scanlon DATE 4-86
CORRECTED BY	Scanlon DATE 4-86
MICRO-FILM INFORMATION	
RECORDED BY	DATE
NO	

BENCH MARKS	
5K-13 6" W.H. Brass Cap	Elev. = 4954.50
6K-13 3" B.W.H. Brass Cap	Elev. 4956.95
N.W. Corner Tingley & Alcalde	

SURVEY INFORMATION		
FIELD NOTES		
NO.	BY	DATE

ENGINEER'S SEAL

NO.	DATE	REMARKS	BY
4-10-86	Revised per as Built		R.L.H.

REVISIONS

DESIGN		
DESIGNED BY	N.F.G.	DATE NOV. 85
DRAWN BY	C.L.W.	DATE NOV. 85
CHECKED BY		DATE

2 6 2 2 5 1 0 3 8 6 A

CITY OF ALBUQUERQUE
MUNICIPAL DEVELOPMENT DEPARTMENT
ENGINEERING DIVISION

TITLE: 1985 RIO GRANDE ZOO
WATER LINE IMPROVEMENTS
PHASE I — CHANGE ORDER NO. 2

APPROVALS	ENGINEER	DATE	APPROVALS	ENGINEER	DATE
City Engineer			Liquid Waste		
A.C.E.-Design			Traffic		
A.C.E.-Hydrology			Water		

DRAWING NO.	MAP NO.	SHEET	OF
2251	K-13	3A	11

Scanlon Job No. 84120.3

RECORD DRAWING

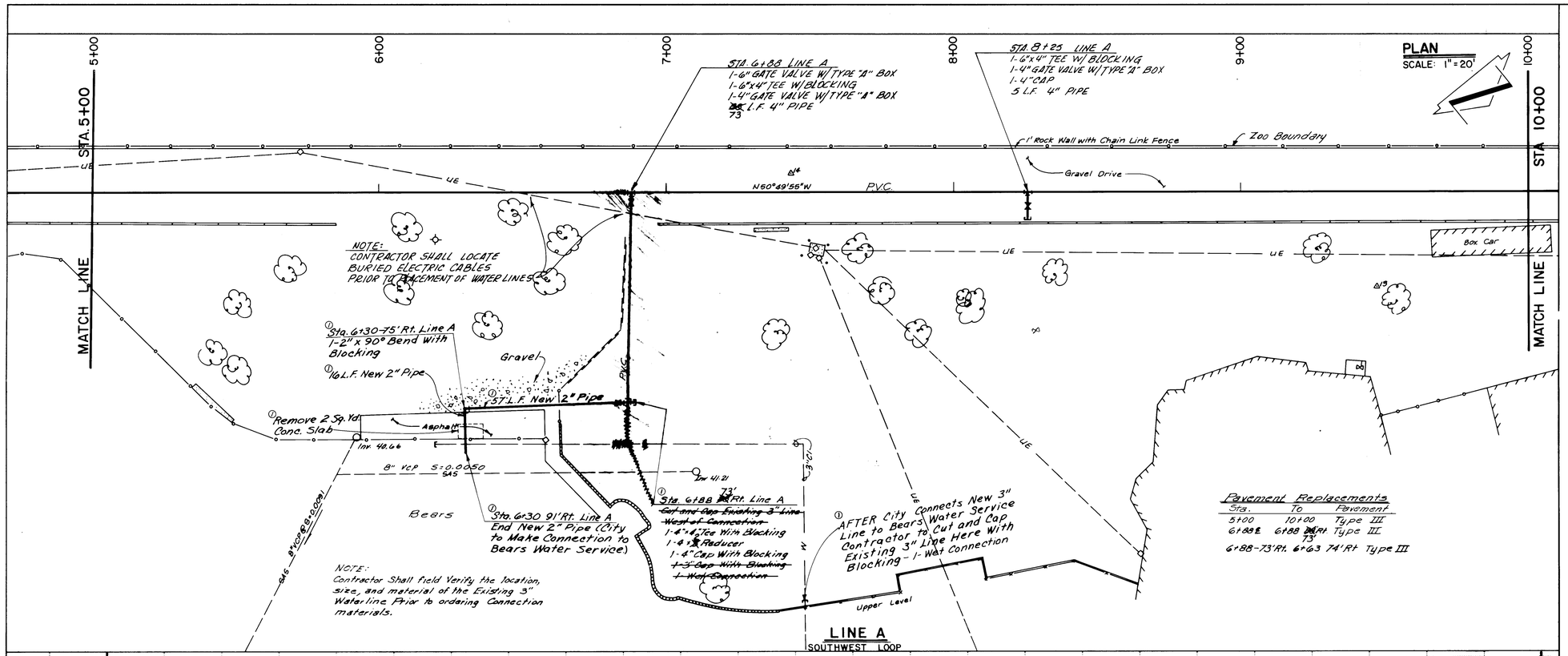

SURVEY INFORMATION			
FIELD NOTES			
NO.	BY	DATE	

BENCH MARKS	
5K-13 BWH Brass Cap	Elev. 4954.50
6K-13 3" BWH Brass Cap	Elev. 4956.95
N.W. Corner Tinsley & Alcalde	

AS BUILT INFORMATION	
CONTRACTOR	Pride Const.
WORK STAKED BY	Scanlon
DATE	
INSPECTOR'S ACCEPTANCE BY	
DATE	
VERIFICATION BY	Scanlon
DATE	4-86
CORRECTED BY	Scanlon
DATE	4-86
MICRO-FILM INFORMATION	
RECORDED BY	
DATE	
NO.	

ENGINEER'S SEAL

ART S. FRIEND
NEW MEXICO
REGISTERED PROFESSIONAL ENGINEER
3/8/85

NO.	DATE	REMARKS	BY
①	10-9-85	Revised per as Built	RLH
	4-10-86	Modify Water Supply to Bears	N.T.G.

REVISIONS

DESIGN		
DESIGNED BY	K.S.F.	DATE 1-85
DRAWN BY	L.A.V. - J.D.R.	DATE 1-85
CHECKED BY		DATE

26 2251 10 4816

CITY OF ALBUQUERQUE
MUNICIPAL DEVELOPMENT DEPARTMENT
ENGINEERING DIVISION

TITLE: 1985 RIO GRANDE ZOO WATER LINE IMPROVEMENTS PHASE I

APPROVALS	ENGINEER	DATE	APPROVALS	ENGINEER	DATE
City Engineer	[illegible]	5/4/85	Liquid Waste	P.3/12 see memo	4/30/85
A.C.E. - Design	[illegible]	4/26/85	Traffic	N.A. Smith	4/23/85
A.C.E. - Hydrology	N.A.	4/23/85	Water	[illegible]	4/30/85

DRAWING NO.	MAP NO.	SHEET	OF
2251	K-13	4	11

Scanlon Job No 84120

RECORD DRAWING

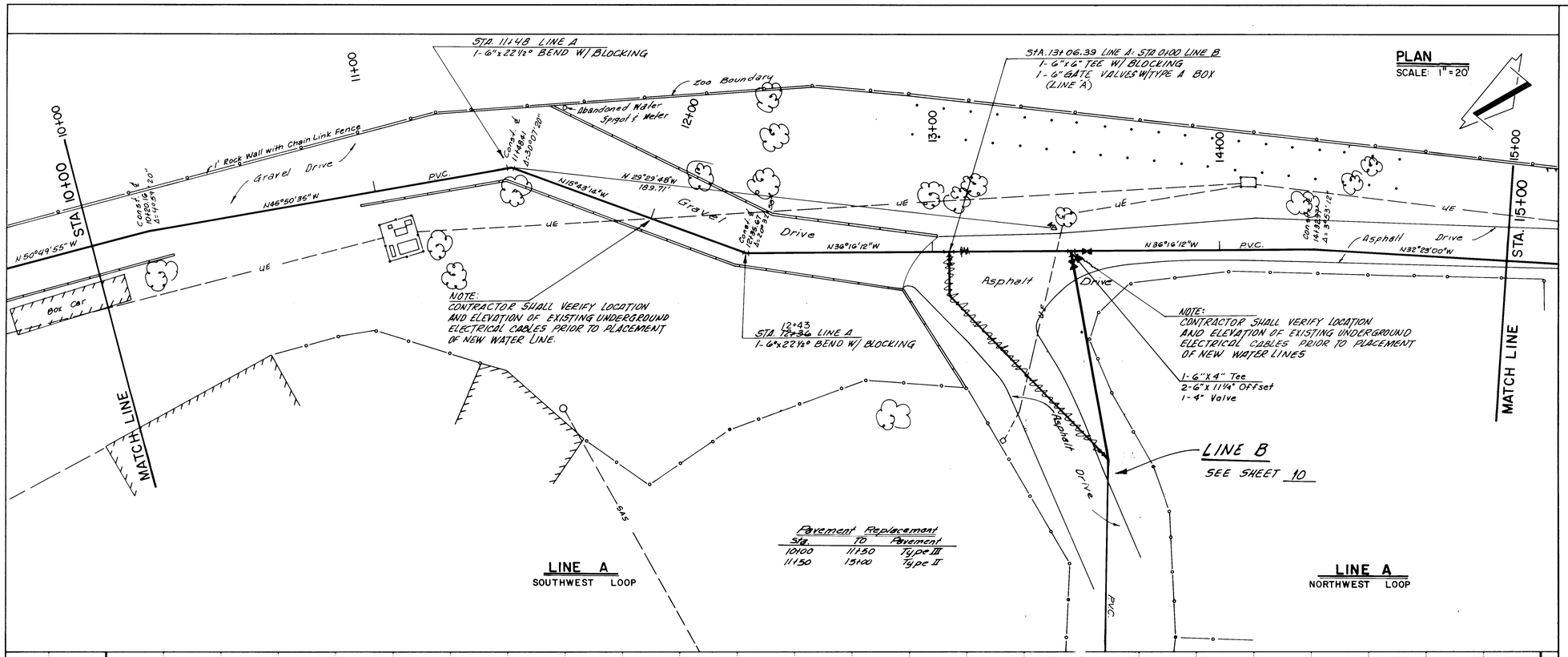

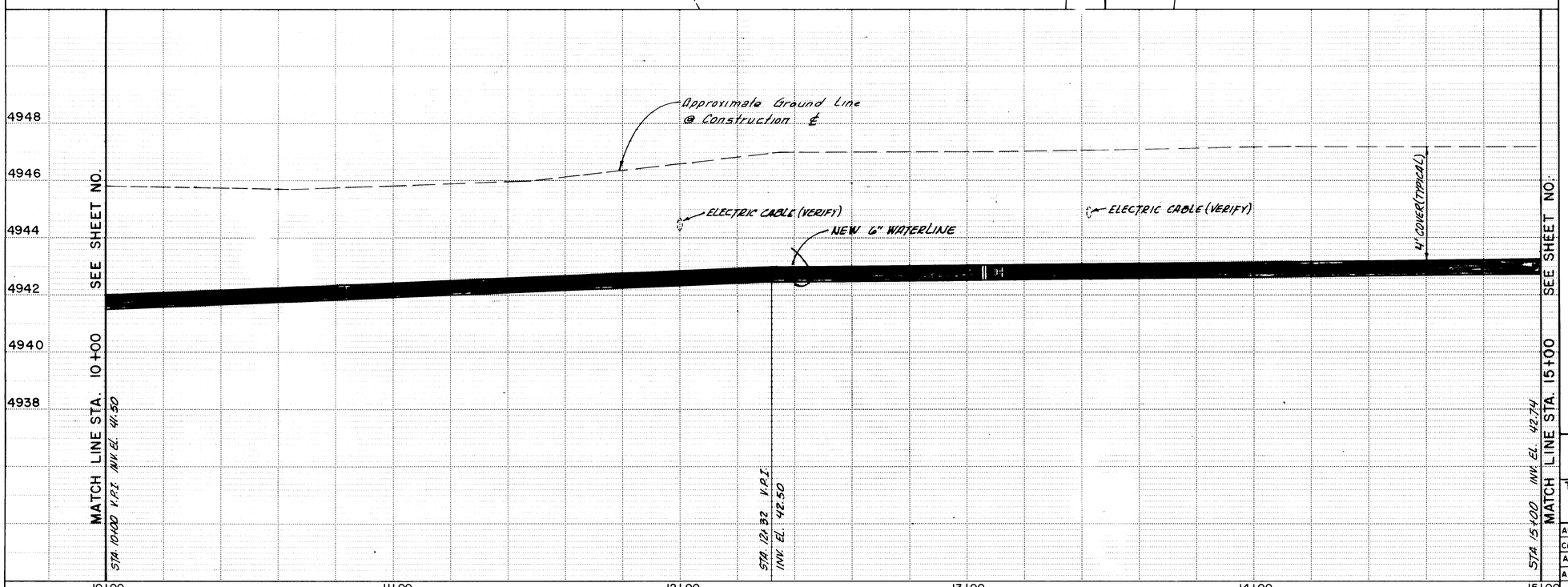

PROFILE
SCALE: 1" = 20' HORZ.
1" = 2' VERT.

AS BUILT INFORMATION

CONTRACTOR Pride Const.
WORK STAKED BY Scanlon DATE
INSPECTOR'S NOTES DATE
ACCEPTANCE BY
FIELD VERIFICATION BY Scanlon DATE 4-86
DRAWINGS CORRECTED BY Scanlon DATE 4-86
MICRO-FILM INFORMATION
RECORDED BY DATE
NO.

BENCH MARKS
5K-13 BWU Brass Cap Elev. 4954.50
6K-13 3" BWU Brass Cap Elev. 4956.95
N.W. Corner Tingley & Alcalde

SURVEY INFORMATION
FIELD NOTES

NO.	BY	DATE

ENGINEER'S SEAL
MARY T. FRIEDER
NEW MEXICO
No. 8008
REGISTERED PROFESSIONAL ENGINEER
3/6/85

NO.	DATE	REMARKS	BY
	4-10-86	Revised Per as Built	RLM

REVISIONS

DESIGNED BY K.S.F. DATE 1-85
DRAWN BY LAH-JDR DATE 1-85
CHECKED BY DATE

2G 2251 0586

CITY OF ALBUQUERQUE
MUNICIPAL DEVELOPMENT DEPARTMENT
ENGINEERING DIVISION

TITLE: 1985 RIO GRANDE ZOO WATER LINE IMPROVEMENTS PHASE I

APPROVALS	ENGINEER	DATE	APPROVALS	ENGINEER	DATE
City Engineer	[illegible]	5/6/85	Liquid Waste	D.S. Fortmann	4/3/85
A.C.E.-Design	[illegible]	4/24/85	Traffic	NA D.W.H.	4/23/85
A.C.E.-Hydrology	NA	4/25/85	Water	D.S. Fortmann	4/3/85

DRAWING NO.	MAP NO.	SHEET	OF
2251	K-13	5	11

Scanlon Job No 84120

RECORD DRAWING

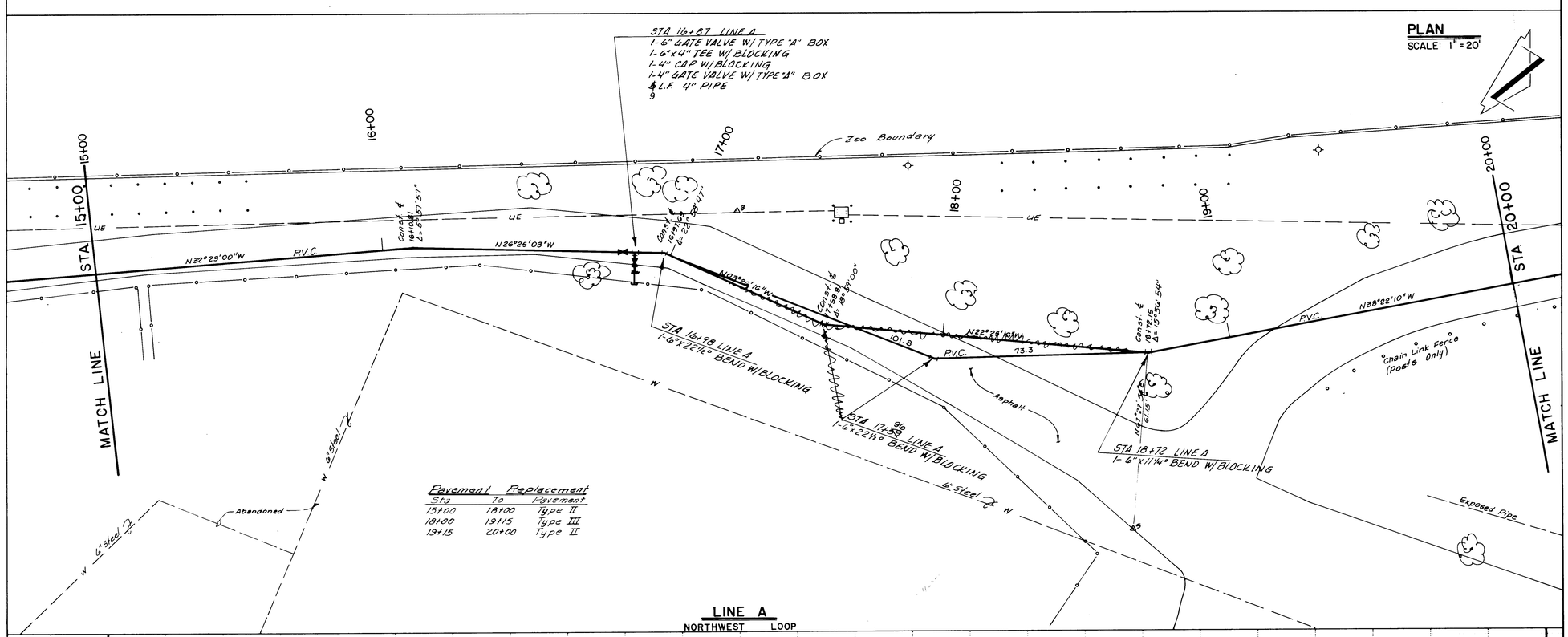

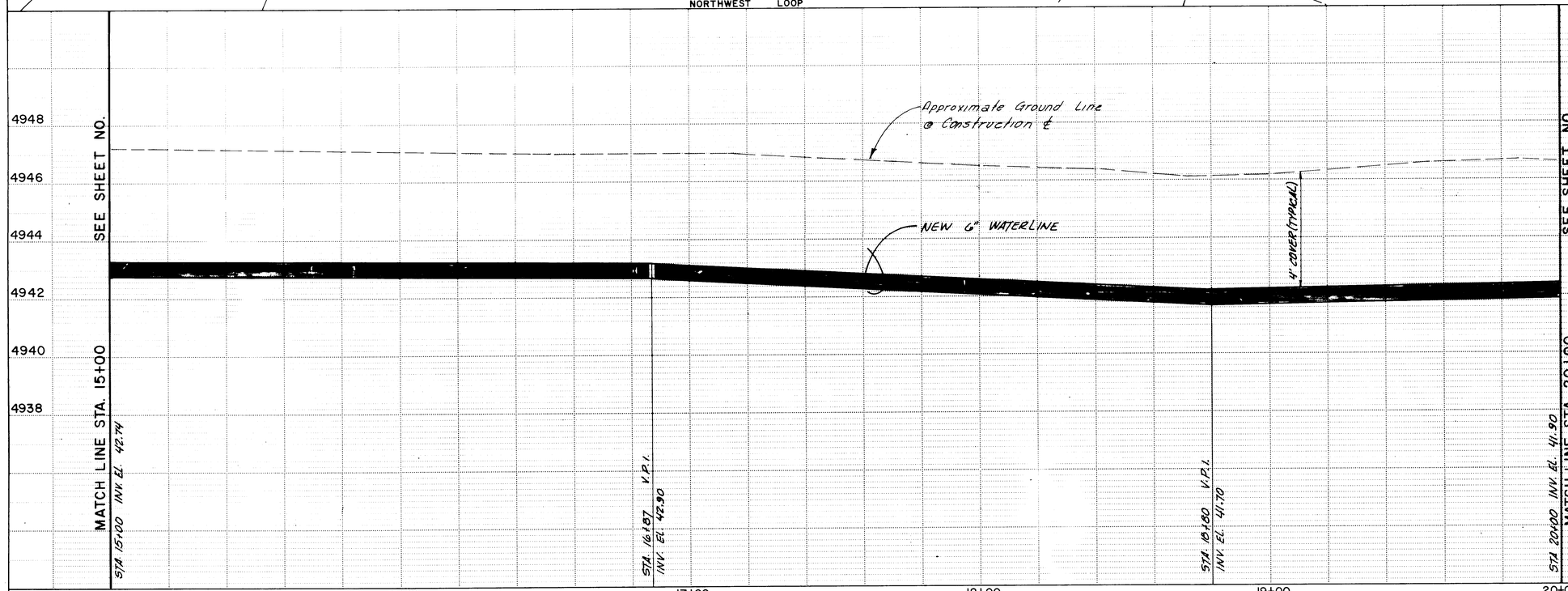

PROFILE
SCALE: 1" = 20' HORZ
1" = 2' VERT.

2G 22510680

CITY OF ALBUQUERQUE
MUNICIPAL DEVELOPMENT DEPARTMENT
ENGINEERING DIVISION

TITLE: 1985 RIO GRANDE ZOO WATER LINE IMPROVEMENTS PHASE I

APPROVALS	ENGINEER	DATE	APPROVALS	ENGINEER	DATE
City Engineer	[signature]	5/3/85	Liquid Waste	P.O. Verification	4/30/85
A.C.E.-Design	[signature]	4/30/85	Traffic	NADWH	4/23/85
A.C.E.-Hydrology	N.A.	4/25/85	Water	P.O. Verification	4/30/85

DRAWING NO. 2251 | MAP NO. K-13 | SHEET 6 OF 11

Scanlon Job No 84120

RECORD DRAWING

AS BUILT INFORMATION

BENCH MARKS	
5K-13 BWI Brass Cap	Elev 4954.50
6K-13 3" BWI Brass Cap	Elev 4956.95
NW Corner Tingley & Alcalde	

CONTRACTOR Pride Const.
WORK STAKED BY Scanlon DATE
INSPECTOR'S ACCEPTANCE BY DATE
FIELD VERIFICATION BY Scanlon DATE 4-86
DRAWINGS CORRECTED BY Scanlon DATE 4-86
MICRO-FILM INFORMATION
RECORDED BY DATE
NO

SURVEY INFORMATION
FIELD NOTES

NO.	BY	DATE

ENGINEER'S SEAL
JAMES S. FRIEDMAN NEW MEXICO REGISTERED PROFESSIONAL ENGINEER 5/8/85

NO.	DATE	REMARKS	BY
	4-10-86	Revised per as Built	R.H.

REVISIONS

DESIGN
DESIGNED BY KSF DATE 1-85
DRAWN BY LAH-JDR DATE 1-85
CHECKED BY DATE

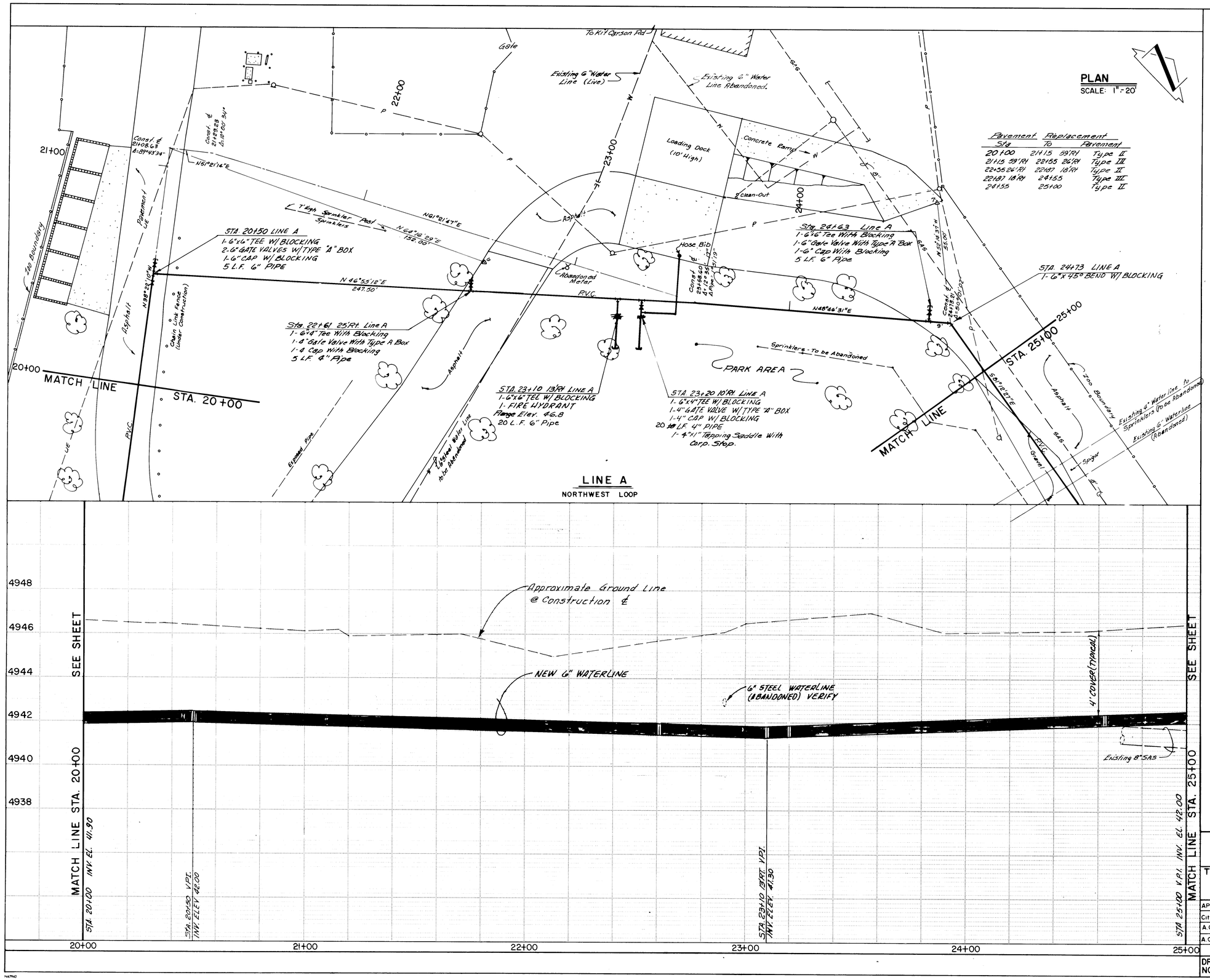

PROFILE
SCALE: 1" = 20' HORZ
1" = 2' VERT

2.6 | 2 2 5 1 0 7 8 6

AS BUILT INFORMATION
CONTRACTOR Pride Const.
WORK STAKED BY Scanlon DATE
SURVEY CHECKS DATE
ACCEPTANCE BY DATE
FIELD VERIFICATION BY Scanlon DATE 4-86
DRAWINGS CORRECTED BY Scanlon DATE 4-86
MICRO-FILM INFORMATION
RECORDED BY DATE
NO.

BENCH MARKS
5 K-13 B.W.H. Brass Cap Elev. 49.54.50
6 K-13 3" B.W.H. 3" Brass Cap Elev. 49.56.95
N.W. Corner Tinsley & Alcalde

SURVEY INFORMATION
FIELD NOTES
NO. BY DATE

ENGINEER'S SEAL
KENT S. FRUSH
NEW MEXICO
8182
REGISTERED PROFESSIONAL ENGINEER
9/8/85

NO.	DATE	REMARKS	BY
	4-10-86	Revised per as Built	RLH

REVISIONS

DESIGN
DESIGNED BY KSF DATE 1-85
DRAWN BY LAW-JDR DATE 1-85
CHECKED BY DATE

CITY OF ALBUQUERQUE
MUNICIPAL DEVELOPMENT DEPARTMENT
ENGINEERING DIVISION

TITLE: 1985 RIO GRANDE ZOO WATER LINE IMPROVEMENTS PHASE I

APPROVALS	ENGINEER	DATE	APPROVALS	ENGINEER	DATE
City Engineer	[signature]	5/7/85	Liquid Waste	[signature]	4/30/85
A.C.E.-Design	[signature]	4/30/85	Traffic	NA DWH	4/23/85
A.C.E.-Hydrology	NA	4/23/85	Water	[signature]	4/23/85

DRAWING NO. 2251 | MAP NO. K-13 | SHEET 7 OF 11

Scanlon Job No 84120

RECORD DRAWING

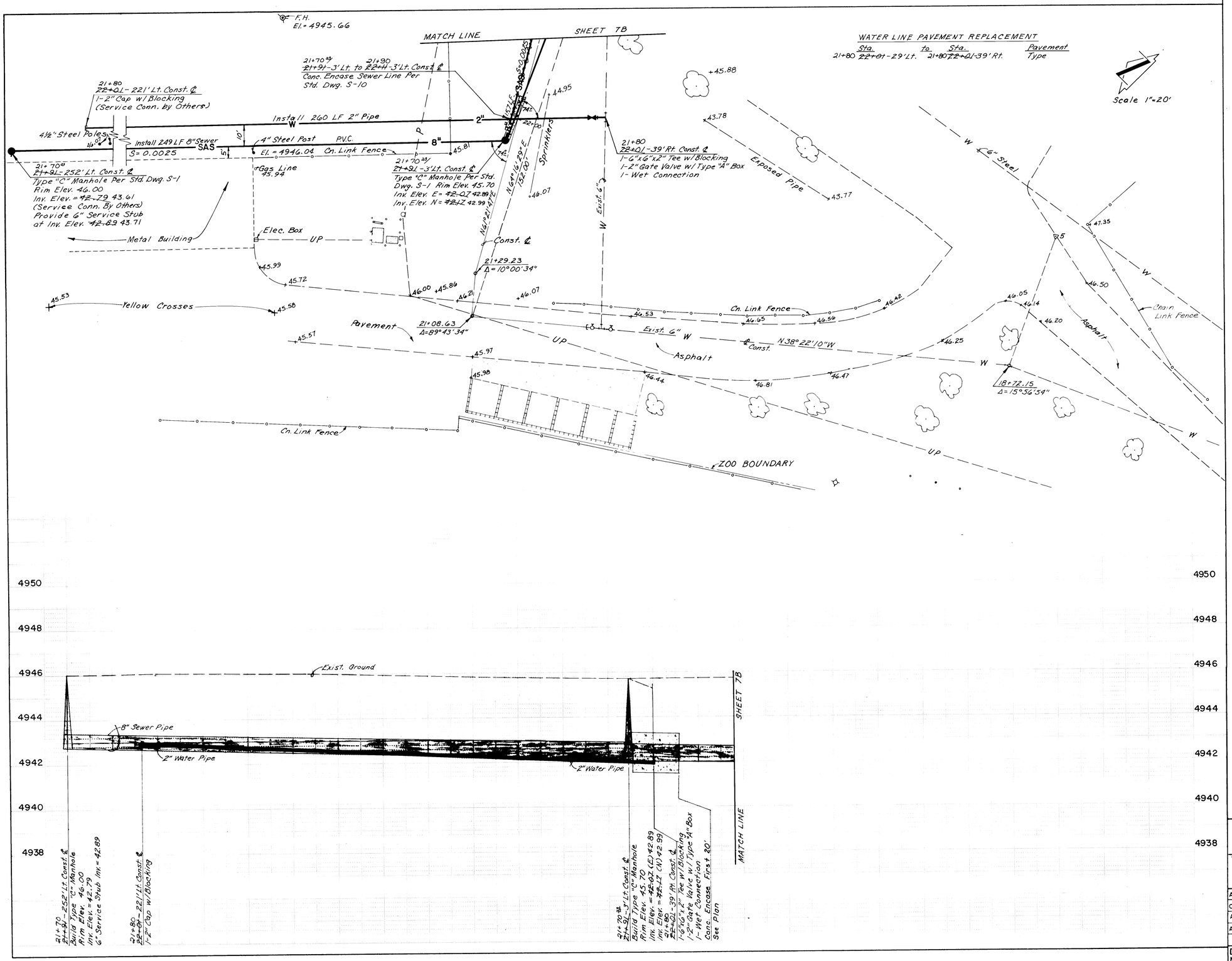

PROFILE
SCALE: 1" = 20' HORZ.
1" = 2' VERT.

2.6 | 2 2 5 1 0 7 8 6 A

AS BUILT INFORMATION	
CONTRACTOR Pride Const.	
WORK STAKED BY Scanlon	DATE
STREET WORK ACCEPTANCE BY	DATE
FIELD VERIFICATION BY Scanlon	DATE 7-86
DRAWINGS CORRECTED BY Scanlon	DATE 7-86
MICRO-FILM INFORMATION	
RECORDED BY	DATE
NO.	

BENCH MARKS	
Elev. 4954.50	
5X-13 B.W.H. Brass Cap	
6X-13 3" B.W.H. Brass Cap	Elev. 4956.95
N.W. Corner Tingley & Alcalde	

SURVEY INFORMATION		
FIELD NOTES		
NO.	BY	DATE

ENGINEER'S SEAL

NO.	DATE	REMARKS	BY
	4-10-86	Revised per as Built	RLH

REVISIONS

DESIGN		
DESIGNED BY	N.F.G.	DATE Nov. 85
DRAWN BY	C.L.W.	DATE Nov. 85
CHECKED BY		DATE

CITY OF ALBUQUERQUE
MUNICIPAL DEVELOPMENT DEPARTMENT
ENGINEERING DIVISION

TITLE: 1985 RIO GRANDE ZOO
WATER LINE IMPROVEMENTS
PHASE I - CHANGE ORDER NO. 2

APPROVALS	ENGINEER	DATE	APPROVALS	ENGINEER	DATE
City Engineer			Liquid Waste		
A.C.E.-Design			Traffic		
A.C.E.-Hydrology			Water		

DRAWING NO.	MAP NO.	SHEET	OF
2251	K-13	7A	11

Scanlon Job No. 84120.3

RECORD DRAWING

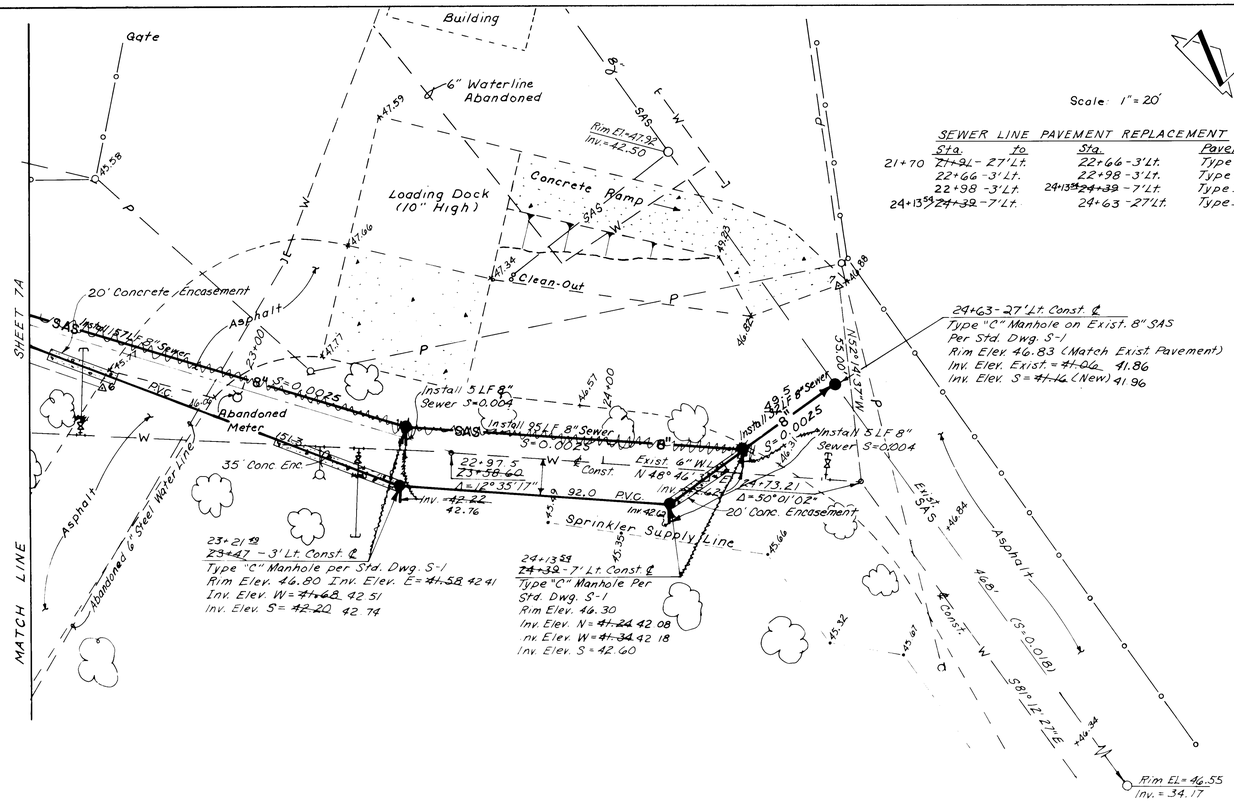

SEWER LINE PAVEMENT REPLACEMENT

Sta.	to	Sta.	Pavement
21+70	~~21+91~~ - 27' Lt.	22+66 - 3' Lt.	Type III
	22+66 - 3' Lt.	22+98 - 3' Lt.	Type II
	22+98 - 3' Lt.	24+13.59 ~~24+39~~ - 7' Lt.	Type III
24+13.59 ~~24+39~~ - 7' Lt.		24+63 - 27' Lt.	Type II

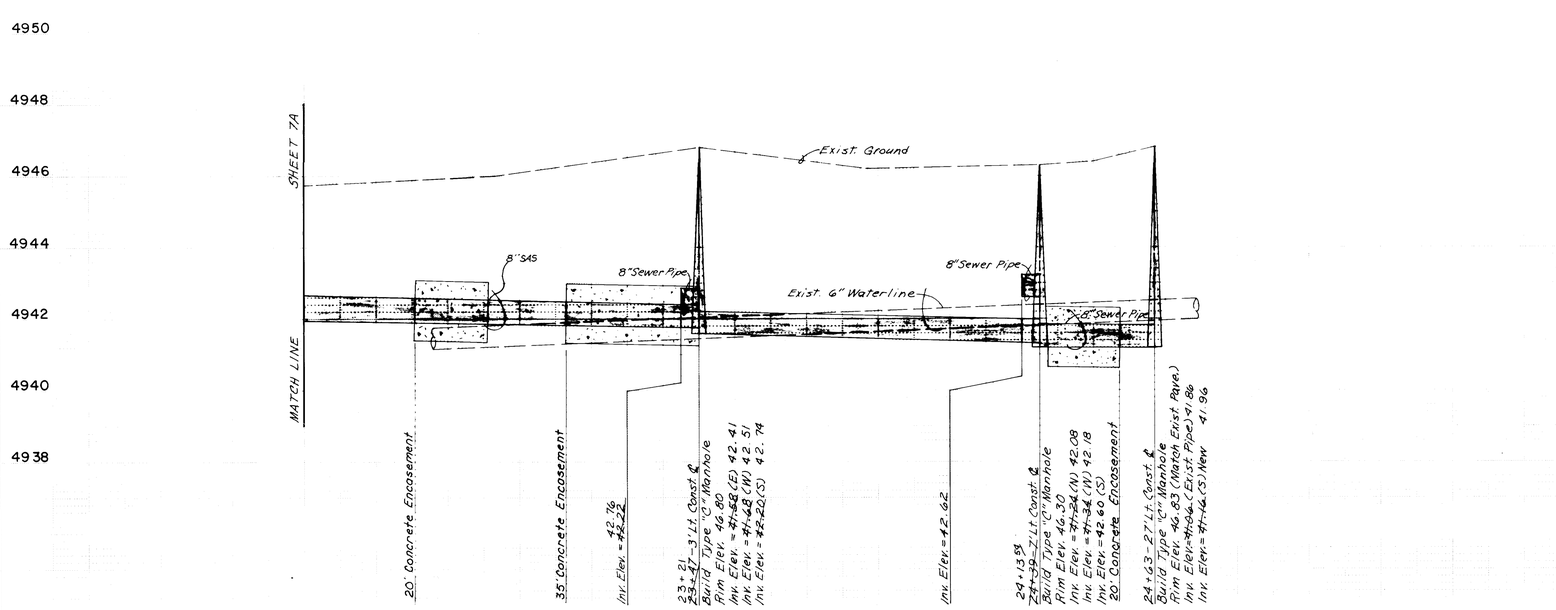

AS BUILT INFORMATION

CONTRACTOR	Pride Const.
WORK STAKED BY	Scanlon
DATE	
INSPECTOR'S ACCEPTANCE BY	
DATE	
FIELD VERIFICATION BY	Scanlon
DATE	4-86
DRAWINGS CORRECTED BY	Scanlon
DATE	4-86

MILRO-FILM INFORMATION

RECORDED BY	
DATE	
NO.	

BENCH MARKS

5K-13 B.W.H. Brass Cap	Elev.=4954.50
6K-13 3" B.W.H. Brass Cap	Elev.=4956.95
N.W. Corner Tingley & Alcalde	

SURVEY INFORMATION

FIELD NOTES

NO.	BY	DATE

ENGINEER'S SEAL

NO.	DATE	REMARKS	BY
	4-10-86	Revised per as Built	RLH

REVISIONS

DESIGN		
DESIGNED BY	N.F.G.	DATE Nov. 85
DRAWN BY	C.L.W.	DATE Nov. 85
CHECKED BY		DATE

2G 2251 0786

PROFILE

SCALE: 1" = 20' HORZ.
1" = 2' VERT.

CITY OF ALBUQUERQUE
MUNICIPAL DEVELOPMENT DEPARTMENT
ENGINEERING DIVISION

TITLE: 1985 RIO GRANDE ZOO
WATER LINE IMPROVEMENTS
PHASE I - CHANGE ORDER NO. 2

APPROVALS	ENGINEER	DATE	APPROVALS	ENGINEER	DATE
City Engineer			Liquid Waste		
A.C.E.-Design			Traffic		
A.C.E.-Hydrology			Water		

DRAWING NO.	MAP NO.	SHEET	OF
2251	K-13	7B	11

Scanlon Job No. 84120.3

RECORD DRAWING

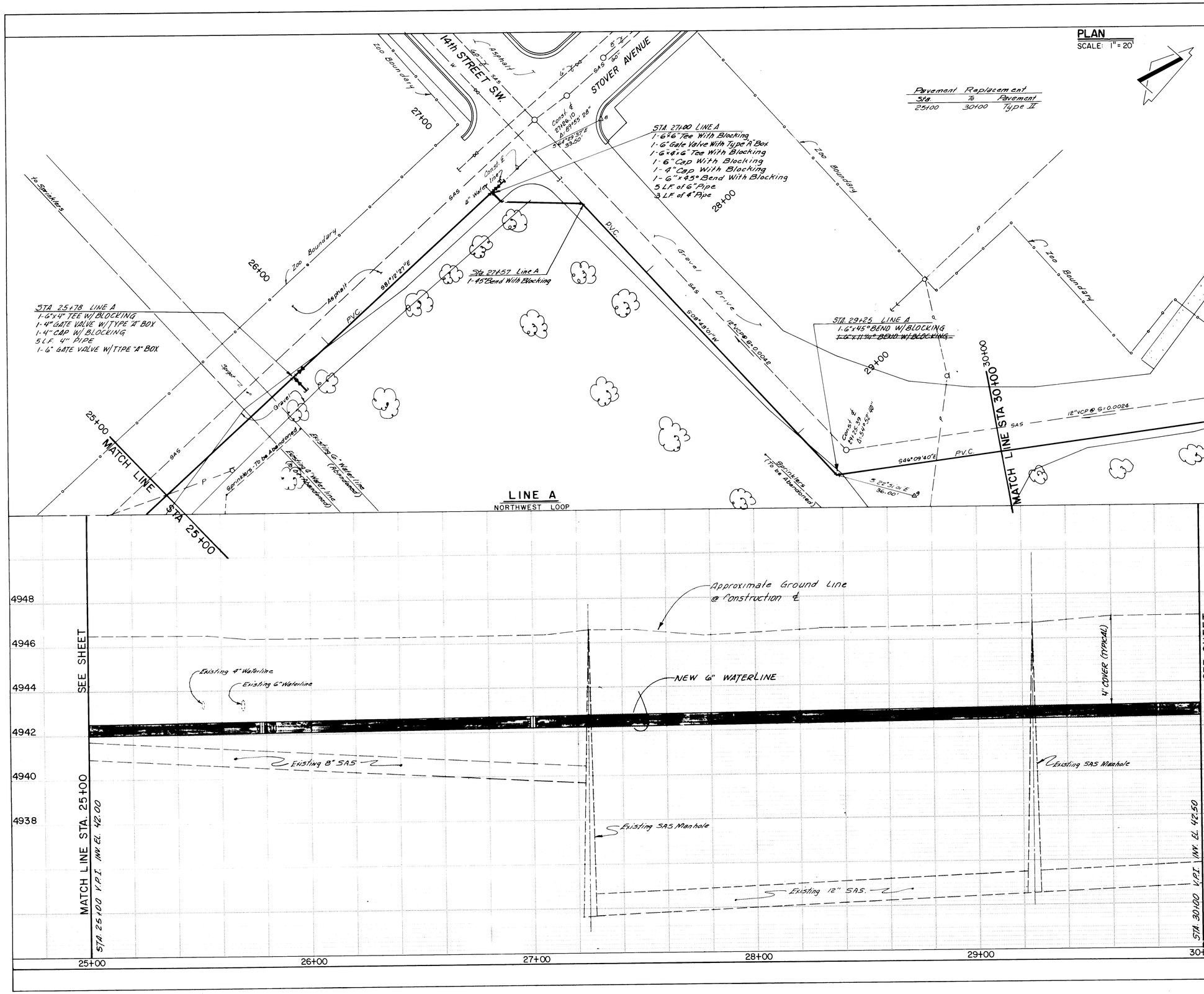

PROFILE
SCALE: 1" = 20' HORZ.
1" = 2' VERT.

2'6' 2251 0886

AS BUILT INFORMATION

CONTRACTOR Pride Const. DATE
WORK STAKED BY Scanlon
INSPECTORS
ACCEPTANCE BY DATE
FIELD VERIFICATION BY Scanlon DATE 4-86
DRAWINGS CORRECTED BY Scanlon DATE 4-86
MICRO-FILM INFORMATION
RECORDED BY DATE
NO.

BENCH MARKS
5 K-13 BWI Brass Cap Elev 4954.50
6 K-13 3" BWI Brass Cap Elev 4956.95
N.W. Corner Tinsley & Alcalde

SURVEY INFORMATION
FIELD NOTES

NO.	BY	DATE

ENGINEER'S SEAL
RAY S. FRIELD
NEW MEXICO
PROFESSIONAL ENGINEER
3/8/85

NO.	DATE	REMARKS	BY
	4-10-86	Revised per as Built	RLH

REVISIONS

DESIGNED BY K. S. F. DATE 1-85
DRAWN BY LMJ. JDR DATE 1-85
CHECKED BY DATE

CITY OF ALBUQUERQUE
MUNICIPAL DEVELOPMENT DEPARTMENT
ENGINEERING DIVISION

TITLE: 1985 RIO GRANDE ZOO WATER LINE IMPROVEMENTS PHASE I

APPROVALS	ENGINEER	DATE	APPROVALS	ENGINEER	DATE
City Engineer	[illegible]	4/26/85	Liquid Waste	[illegible]	4/26/85
A.C.E.-Design	H.L. Chen	4/30/85	Traffic	N/A D.W.H.	4/23/85
A.C.E.-Hydrology	N.A. [illegible]	4/25/85	Water	[illegible]	[illegible]

DRAWING NO. 2251 | MAP NO. K-13 | SHEET 8 OF 11

Scanlon Job No 84120

RECORD DRAWING

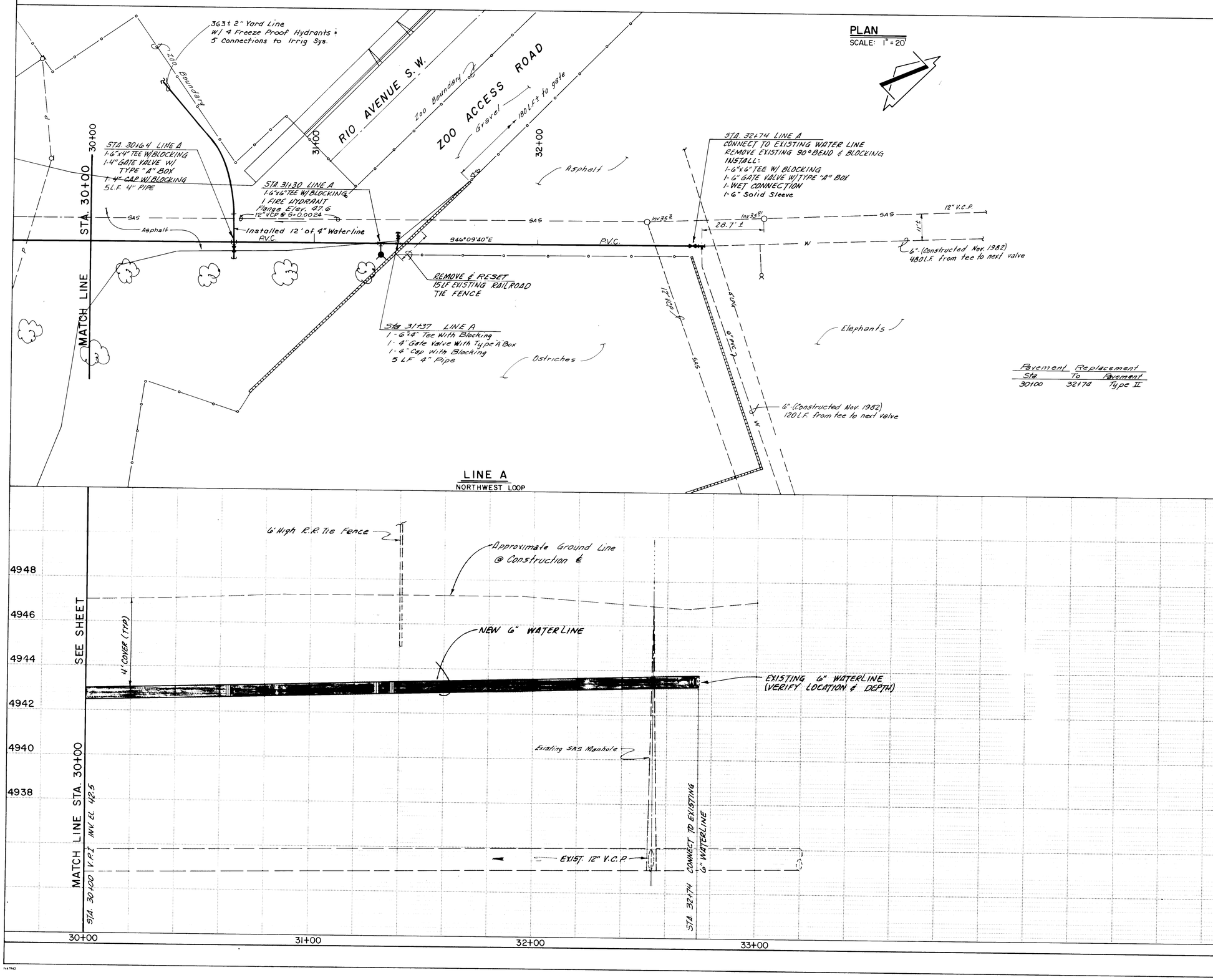

Pavement Replacement

Sta	To	Pavement
30100	32+74	Type II

PROFILE
SCALE: 1" = 20' HORZ.
1" = 2' VERT.

26 22510986

AS BUILT INFORMATION

CONTRACTOR	Pride Const.
WORK STAKED BY	Scanlon
INSPECTOR'S ACCEPTANCE	DATE
FIELD TOLERANCE BY	DATE
VERIFICATION BY	Scanlon DATE 4-86
CORRECTED BY	Scanlon DATE 4-86

MICRO-FILM INFORMATION

RECORDED BY	DATE
NO.	

BENCH MARKS

5-K-13	BWU Brass Cap	Elev. 4954.50	
6-K-13	3" BWU Brass Cap	Elev. 4956.95	
	N.W. Corner Tingley & Alcalde		

SURVEY INFORMATION

FIELD NOTES

NO.	BY	DATE

ENGINEER'S SEAL

JAMES S. TRUJILLO
NEW MEXICO
9795
REGISTERED PROFESSIONAL ENGINEER
4/18/85

NO.	DATE	REMARKS	BY
1	4-10-86	Revised per as built	RLH

REVISIONS

DESIGN

DESIGNED BY	K.S.F.	DATE 1-85
DRAWN BY	LAH-JDR	DATE 1-85
CHECKED BY		DATE

CITY OF ALBUQUERQUE
MUNICIPAL DEVELOPMENT DEPARTMENT
ENGINEERING DIVISION

TITLE: 1985 RIO GRANDE ZOO
WATER LINE IMPROVEMENTS
PHASE I

APPROVALS	ENGINEER	DATE	APPROVALS	ENGINEER	DATE
City Engineer			Liquid Waste		
A.C.E. - Design		4/30/85	Traffic	NA DWH	4/23/85
A.C.E. - Hydrology		4/25/85	Water		

DRAWING NO.	MAP NO.	SHEET	OF
2251	K-13	9	11

Scanlon Job NO. 84120

RECORD DRAWING

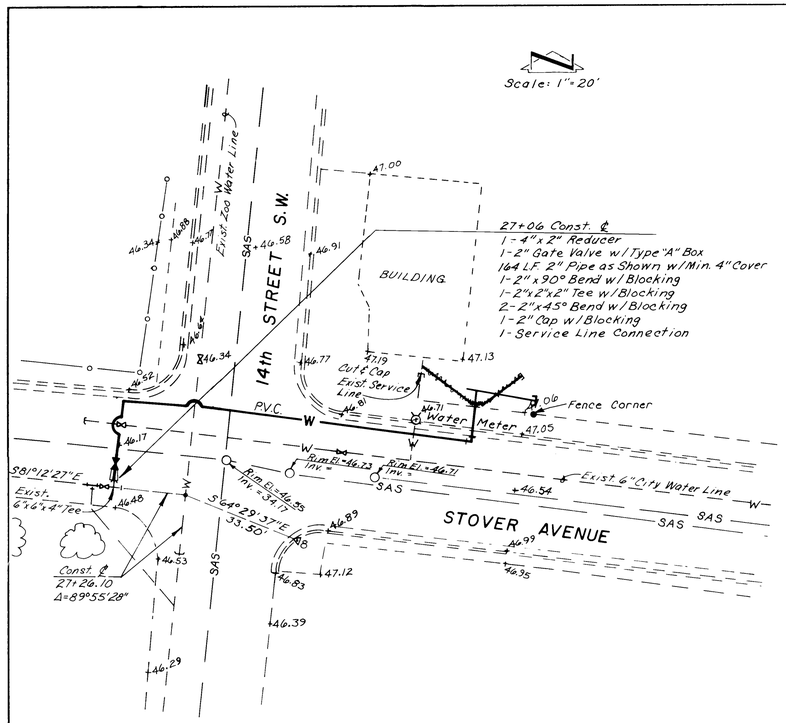

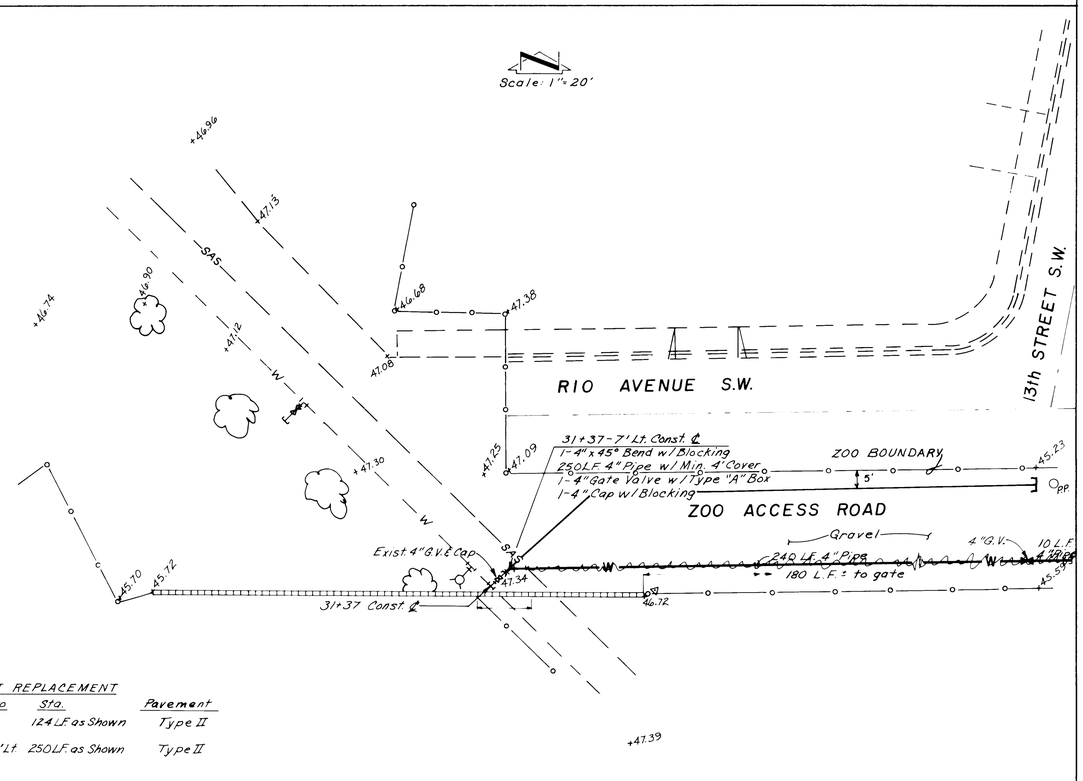

PAVEMENT REPLACEMENT

Sta.	to	Sta.	Pavement
27+06		124 L.F. as Shown	Type II
31+37	-7' Lt.	250 L.F. as Shown	Type II

AS BUILT INFORMATION
CONTRACTOR Pride Const.
WORK STAKED BY Scanlon DATE
INSPECTOR'S ACCEPTANCE DATE
FIELD VERIFICATION BY Scanlon DATE 4-86
DRAWINGS CORRECTED BY Scanlon DATE 4-86
MICRO-FILM INFORMATION
RECORDED BY DATE
NO.

BENCH MARKS
5K-13 B.W.H. Brass Cap Elev. 4934.50
6K-13 3" B.W.H. Brass Cap Elev. 4936.95
N.W. Corner Tingley & Alcalde

SURVEY INFORMATION
FIELD NOTES

NO.	BY	DATE

ENGINEER'S SEAL

REVISIONS

NO.	DATE	REMARKS	BY
	4-10-86	Revised per as Built	RLH

DESIGN
DESIGNED BY N.F.G. DATE Nov. 85
DRAWN BY C.L.W. DATE Nov. 85
CHECKED BY DATE

2G 22510986A

CITY OF ALBUQUERQUE
MUNICIPAL DEVELOPMENT DEPARTMENT
ENGINEERING DIVISION

TITLE: 1985 RIO GRANDE ZOO
WATER LINE IMPROVEMENTS
PHASE I - CHANGE ORDER NO. 2

APPROVALS	ENGINEER	DATE	APPROVALS	ENGINEER	DATE
City Engineer			Liquid Waste		
A C E - Design			Traffic		
A C E - Hydrology			Water		

DRAWING NO. 2251 | MAP NO. K-13 | SHEET 9A OF 11

Scanlon Job No. 84120.3

RECORD DRAWING

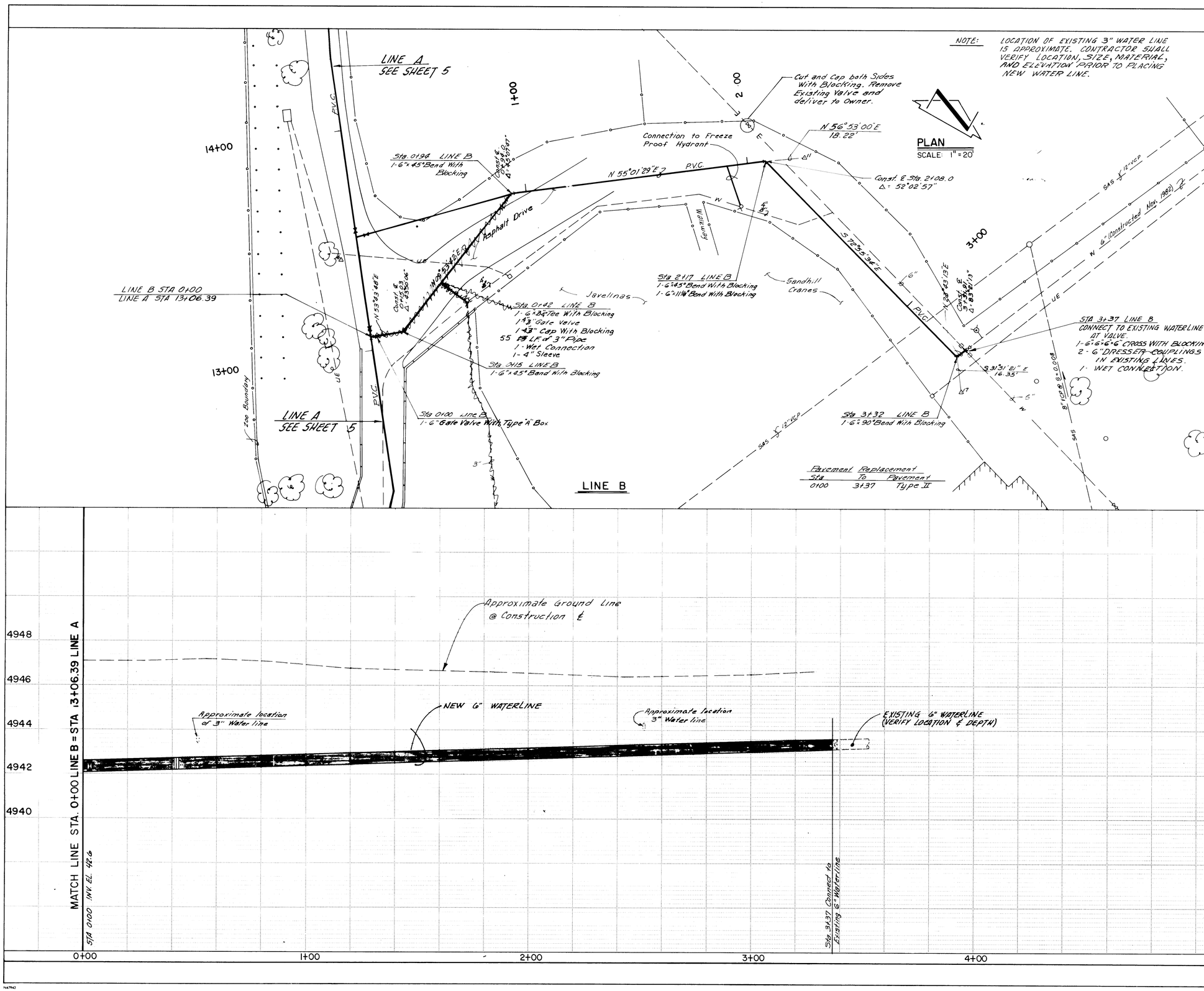

2G 22511086

PROFILE
SCALE: 1" = 20' HORZ.
1" = 2' VERT.

CITY OF ALBUQUERQUE
MUNICIPAL DEVELOPMENT DEPARTMENT
ENGINEERING DIVISION

TITLE: 1985 RIO GRANDE ZOO WATER LINE IMPROVEMENTS PHASE I

APPROVALS	ENGINEER	DATE	APPROVALS	ENGINEER	DATE
City Engineer		4/25/85	Liquid Waste		
A.C.E.-Design		4/30/85	Traffic		4/23/85
A.C.E.-Hydrology		4/25/85	Water		

DRAWING NO.	MAP NO.	SHEET	OF
2251	K-13	10	11

AS BUILT INFORMATION
CONTRACTOR Pride Const. DATE 4-86
WORK STAKED BY Scanlon DATE
INSPECTOR'S ACCEPTANCE BY DATE
FIELD DRAWINGS CORRECTED BY Scanlon DATE 4-86
DRAWINGS CORRECTED BY Scanlon DATE 4-86
MICRO-FILM INFORMATION
RECORDED BY DATE
NO.

BENCH MARKS
5L-13 BWH Brass Cap Elev. 4954.50
6L-13 3" BWH Brass Cap Elev. 4956.85
N.W. Corner Tingley & Alcalde

SURVEY INFORMATION
FIELD NOTES
NO. BY DATE

ENGINEER'S SEAL
JAMES TRUJILLO
NEW MEXICO
REGISTERED
4/18/85

NO.	DATE	REMARKS	BY
	4-10-86	Revised per as Built	RLH

REVISIONS

DESIGN
DESIGNED BY K.S.F. DATE 1-85
DRAWN BY L.A.W.-J.D.R. DATE 1-85
CHECKED BY DATE

Scanlon Job No. 84120

RECORD DRAWING

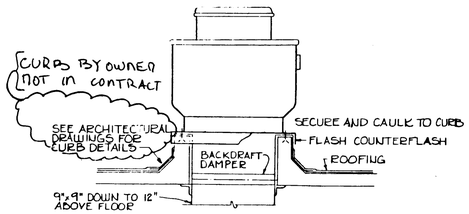

(6) EXHAUST FAN DETAIL
SCALE: NONE

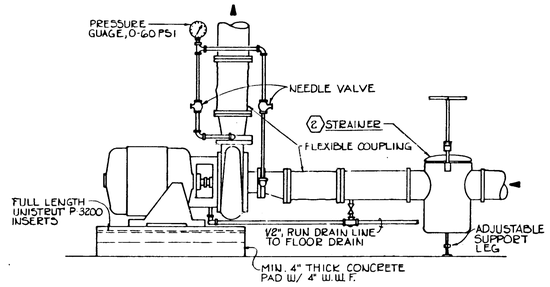

PUMP AND SUPPORT DETAIL
SCALE: NONE

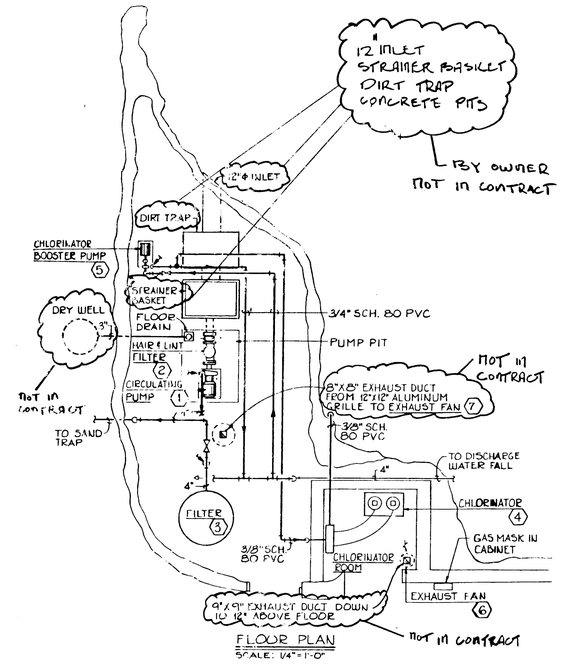

FLOOR PLAN
SCALE: 1/4"=1'-0"

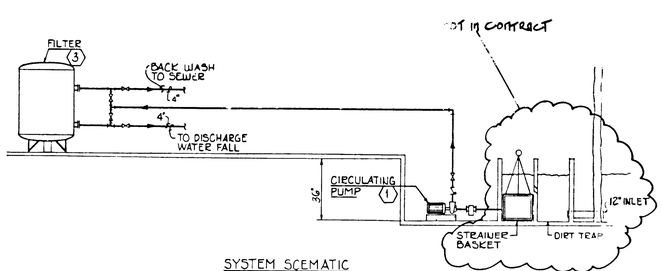

SYSTEM SCEMATIC
SCALE: NONE.

KEY NOTES

Number	Items	Specification Reference
(1)	Recirculating Pump	600.031
(2)	Hair and Lint Strainer	600.032
(3)	Hi-Rate Pressure Sand Filter	600.033
(4)	Gas Chlorinator System	600.034
(5)	Chlorine Booster Pump	600.035
(6)	Chlorine Room Exhauster	600.036

NOTE:
For Mechanical Equipment, See Section 600 of Specifications.

2G 22511186

NO.	DATE	REVISIONS REMARKS	BY
	4-10-86	Revised per as Built	RLH

DESIGNED BY D.B. DATE 1/85
DRAWN BY L.L.B. DATE 1/85
CHECKED BY DATE

REFERENCES
MAP NO. | EST. NO. | W.O. NO.

AS BUILT INFORMATION
CONTRACTOR Pride Const. DATE
WORK STAKED BY Scanlon DATE
INSPECTOR'S ACCEPTANCE DATE
FIELD VERIFICATION BY Scanlon DATE 4-86
DRAWINGS CORRECTED BY Scanlon DATE 4-86
MICRO-FILM INFORMATION
RECORDED BY DATE
NO.

BENCH MARKS

SURVEY INFORMATION
FIELD NOTES
NO. | BY | DATE

PLANS PREPARED UNDER THE DIRECTION OF
Richard B. Brown
BRIDGERS AND PAXTON CONSULTING ENGINEERS, INC.
APPROVED FOR CONSTRUCTION
CITY ENGINEER DATE

CITY OF ALBUQUERQUE
MUNICIPAL DEVELOPMENT DEPARTMENT
ENGINEERING DIVISION

TITLE:
MECHANICAL EQUIPMENT AT MOAT MECHANICAL ROOM

APPROVALS	ENGINEER	DATE	APPROVALS	ENGINEER	DATE
City Engineer	R. Wolhaupter	5/7/85	Liquid Waste		
A.C.E.-Design	R.B.Lay	4/30/85	Traffic	N A D W H	4/25/85
A.C.E.-Hydrology	N.A.	4/25/85	Water	P.B. Nelson	4/25/85

DRAWING NO 2251 | MAP NO. K-13 | SHEET 11 OF 11

SCANLON & ASSOC. JOB NO. 84120

RECORD DRAWING

NOTES

1. This unit will be supplied by Zoo.

2. 300 CFM Evaporative Air Cooler complete with pump, pads, motor and controls. Contractor will build 8' high steel stand.

3. Same as item 2, but will require an eight foot stand.

GAS FIRED HATING UNIT

Lennox Model G81-ZZOV with a minimum capacity of 132,800 BTUH output at 5,000 ft. (166,0000 BTUH output at sea level. 2400 CFM at ½" external static pressure, 1 hp, 208-3-60.

SIDEWALL REGISTERS

400 to 450 CFM----------20" X 8"
600 CFM to 1000 CFM-----30" X 8"
Ceiling Diffusers:-------24" X 24"

NOTE: All ceiling diffusers and sidewall registers shall be fabricated of aluminum, white enamel finish and opposed blade damper for volume controls.

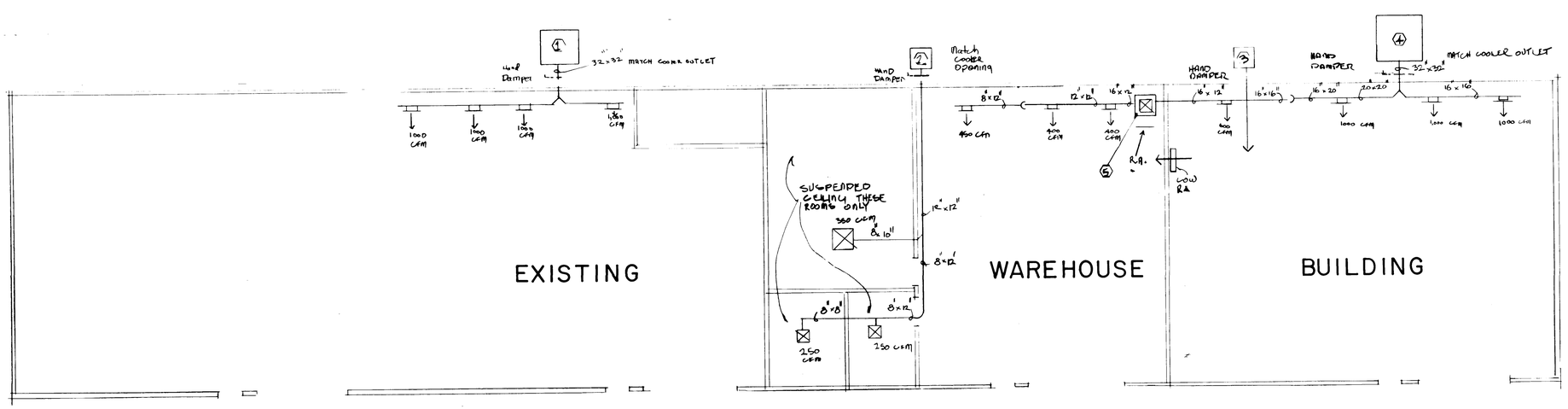

2-6 2251118GA

AS BUILT INFORMATION
CONTRACTOR Pride Const.
WORK STAKED BY Scanlon DATE
INSPECTOR'S ACCEPTANCE BY DATE
FIELD VERIFICATION BY Scanlon DATE 4-86
DRAWINGS CORRECTED BY Scanlon DATE 4-86
MICRO-FILM INFORMATION
RECORDED BY DATE
NO

BENCH MARKS

SURVEY INFORMATION
FIELD NOTES

NO.	BY	DATE

REFERENCES
MAP NO.
W.O. NO.
EST NO.

NO	DATE	REMARKS	BY
	4-10-86	Revised per as Builts	RLH

REVISIONS
DESIGN
DESIGNED BY Zoo Department DATE Nov. 85
DRAWN BY Zoo Department DATE Nov. 85
CHECKED BY Zoo Department DATE Nov. 85

PLANS PREPARED UNDER THE DIRECTION OF

APPROVED FOR CONSTRUCTION

CITY ENGINEER DATE

CITY OF ALBUQUERQUE
MUNICIPAL DEVELOPMENT DEPARTMENT
ENGINEERING DIVISION

TITLE 1985 RIO GRANDE ZOO
WAREHOUSE HEATING AND COOLING

APPROVALS	ENGINEER	DATE	APPROVALS	ENGINEER	DATE
City Engineer			Liquid Waste		
A.C.E.-Design			Traffic		
A.C.E.-Hydrology			Water		

DRAWING NO. 2251 SHEET 11A OF 11

Scanlon Job No. 84120.3

RECORD DRAWING