

**PLANS FOR**


**PUBLIC WORKS CONTRACT**

**87-2**

## BID LOT INDEX

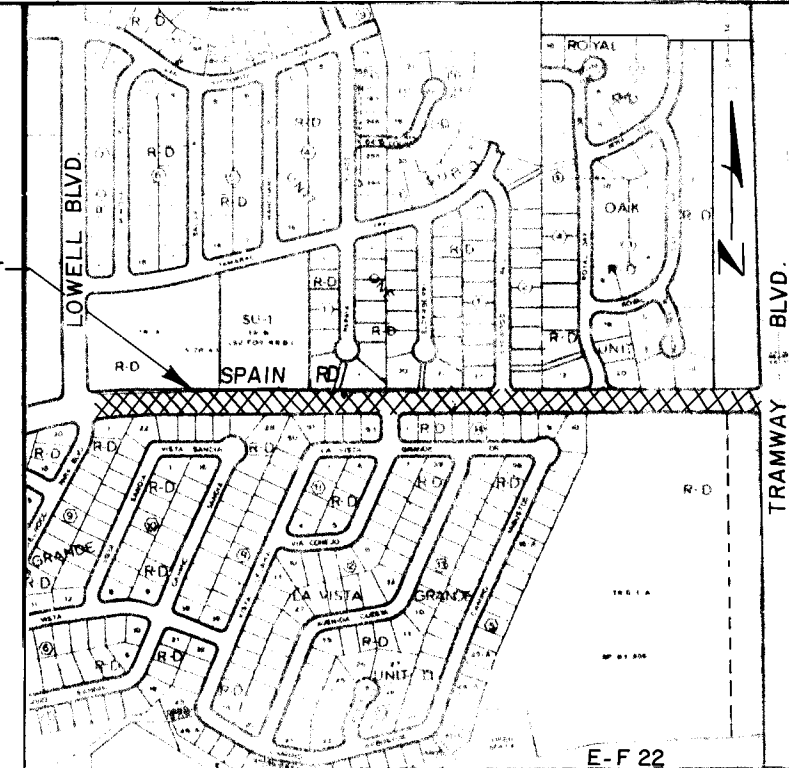
[illegible]

1	2	3	4	5	6	7	8	9	10	11
2	6		3	1	8	0	0	0	8	8

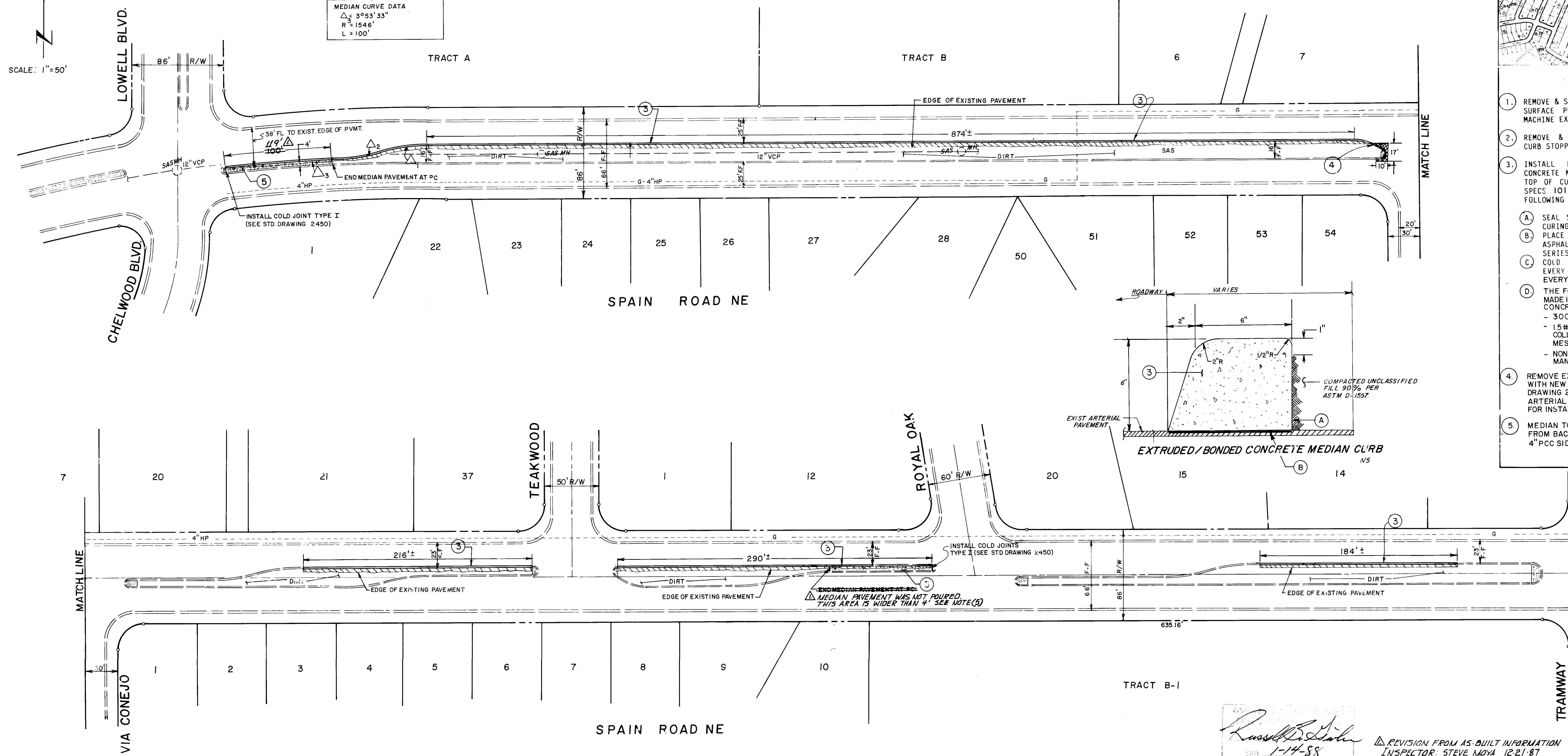


MEDIAN CURVE DATA			
$\Delta_1 = 17^\circ 53' 24''$	$\Delta_2 = 14^\circ 46' 30''$		
$R_1 = 150'$	$R_2 = 150'$		
$L_1 = 46.84'$	$L_2 = 38.68'$		

MEDIAN CURVE DATA			
$\Delta_3 = 3^\circ 53' 33''$			
$R_3 = 1546'$			
$L_3 = 100'$			



- KEYED NOTES
1. REMOVE & SWEEP EXISTING DIRT ON EXISTING SURFACE PRIOR TO INSTALLATION OF NEW MACHINE EXTRUDED CONCRETE MEDIAN CURB.
  2. REMOVE & DISPOSE OF EXISTING ASPHALT CURB STOPPERS (5 LOCATIONS)
  3. INSTALL NEW MACHINE EXTRUDED/BONDED CONCRETE MEDIAN CURB MATCH TO EXISTING TOP OF CURB ELEVATIONS: PER COA STD. SPECS 101 AND 340 AND THE FOLLOWING DIRECTIONS:
    - (A) SEAL SURFACES WITH TROWEL PRIOR TO CURING
    - (B) PLACE EPOXY RESIN ON CONCRETE OR ASPHALTIC PAVEMENTS (PROBOND 820 SERIES OR APPROVED EQUIVALENT)
    - (C) COLD JOINTS SHALL BE INSTALLED EVERY 10' LINEAL FEET W/ 1/2" EXP. JT. AT EVERY 50' & AT PC/PT OF RETURNS.
    - (D) THE FOLLOWING EXCEPTIONS SHALL BE MADE IN MANUFACTURING THE CURB CONCRETE MIX:
      - 3000 PSI COMP STRENGTH AT 28 DAYS
      - 15# PER CY OF POLYPROPYLENE, COLLATED FIBRILLATED FIBERS (FIBER MESH OR APPROVED EQUIVALENT)
      - NON-CHLORIDE RETARDER PER MANUFACTURERS RECOMMENDATION.
  4. REMOVE EXISTING MEDIAN NOSE AND REPLACE WITH NEW NOSE PER COA STANDARD DETAIL DRAWING 2502. THIS WILL INCLUDE SOME ARTERIAL PAVEMENT REMOVAL & REPLACEMENT FOR INSTALLATION OF MEDIAN CURB.
  5. MEDIAN TO BE PAVED (4' OR LESS IN WIDTH) FROM BACK OF CURB TO BACK OF CURB WITH 4" PCC SIDEWALK TO LIMITS SHOWN.



**GENERAL NOTES**  
**NOTICE TO CONTRACTORS**

1. All work detailed on these plans to be performed under contract shall, except as otherwise stated or provided for hereon, be constructed in accordance with the City of Albuquerque Standard Specifications for Public Works Construction, 1986.
2. Two (2) working days prior to any excavation, the contractor must contact Line Locating Service, 765-1234, for location of existing utilities.
3. Prior to construction, the contractor shall excavate and verify the horizontal and vertical locations of all obstructions. Should a conflict exist, the contractor shall notify the engineer or surveyor so that the conflict can be resolved with minimum amount of delay.

**THE FOLLOWING NOTES ALSO APPLY WHEN CHECKED**

- ☐ All utilities and utility service lines shall be installed prior to paving.
- ☒ Backfill compaction shall be according to specified street use.
- ☒ Tack coat requirements shall be determined by the City Engineer.
- ☐ Sidewalks and wheelchair ramps within the curb returns shall be constructed wherever a new curb return is constructed.
- ☐ If curb is depressed for a driveway or a handicap ramp, the driveway or ramp shall be constructed prior to acceptance of the curb and gutter.
- ☐ All storm drainage facilities shall be completed prior to final acceptance.

**TRAFFIC CONTROLL**



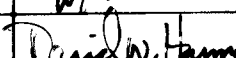
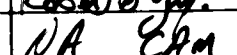
CONTRACTOR SHALL SUBMIT A TRAFFIC CONTROLL / DETOUR PLAN TO THE CITY TRAFFIC ENGINEERING DEPARTMENT FOR APPROVAL NO LESS THAN 48 HOURS PRIOR TO INITIATING CONSTRUCTION. NO TRAFFIC OBSTRUCTIONS, OR OTHER HAZARDS SHALL BE PLACED ON PUBLIC RIGHT OF WAY WITHOUT THE APPROPRIATE PERMIT.

**NOTE:**  
**ALL ASPHALT CONCRETE PAVEMENT REMOVALS AS SHOWN HEREON SHALL BE SAWCUT TO A MINIMUM DEPTH OF 2"**

**LEGEND**

- NEW EXTRUDED/BONDED CONC. MEDIAN CURB
- EXISTING CURB & GUTTER
- EXISTING GAS LINE
- ARTERIAL PAVEMENT REMOVAL & REPLACEMENT
- EXISTING SAS LINE

REVISION FROM AS BUILT INFORMATION  
INSPECTOR: STEVE MOYA 12-21-87  
CONTRACTOR: M.C.C. CONSTRUCTION

DESIGNED BY	D. ZAMORA	DATE	3/87		
DRAWN BY	D. ZAMORA	DATE	3/87		
CHECKED BY	P. GUERRERORTIZ	DATE	3/16/87		
CITY OF ALBUQUERQUE PUBLIC WORKS DEPARTMENT ENGINEERING DIVISION					
TITLE: MEDIAN CONSTRUCTION FOR MISSING CURB & GUTTER ON SPAIN ROAD FROM LOWELL TO TRAMWAY BLVD.					
APPROVALS	ENGINEER	DATE	APPROVALS	ENGINEER	DATE
City Engineer		5/5/87	Liquid Waste	W/TW	4-24-87
A.C.E. - Design		4-22-87	Traffic		4-22-87
A.C.E. - Hydrology		4-24-87	Water	W/TW	4-24-87
DRAWING NO.	3180	MAP NO.	E.F- 22	SHEET	1 OF 1