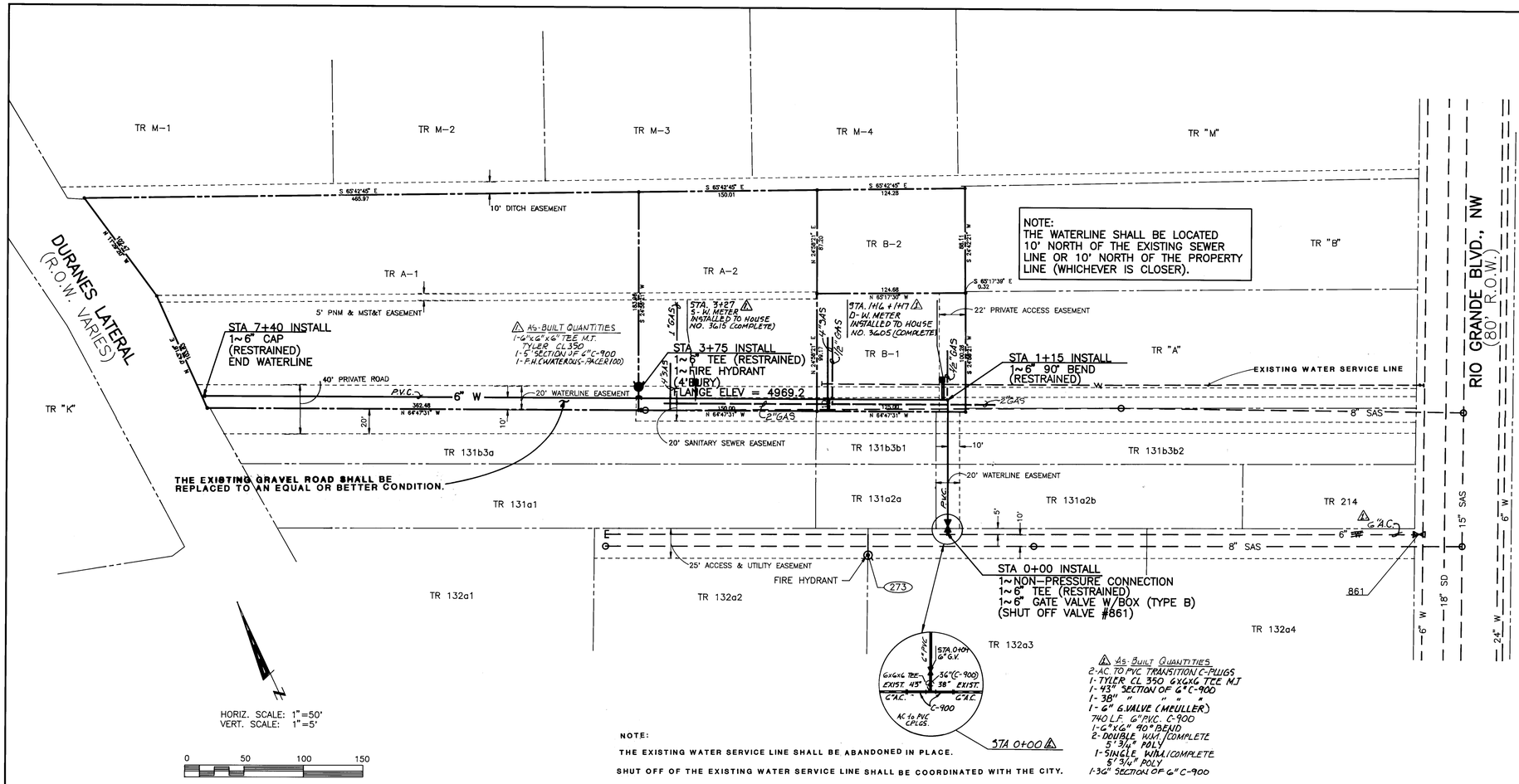

NOTE:

THE EXISTING WATER SERVICE LINE SHALL BE ABANDONED IN PLACE.

SHUT OFF OF THE EXISTING WATER SERVICE LINE SHALL BE COORDINATED WITH THE CITY.

THE EXISTING SERVICE SHALL BE TRANSFERED TO THE NEW 6" WATERLINE.

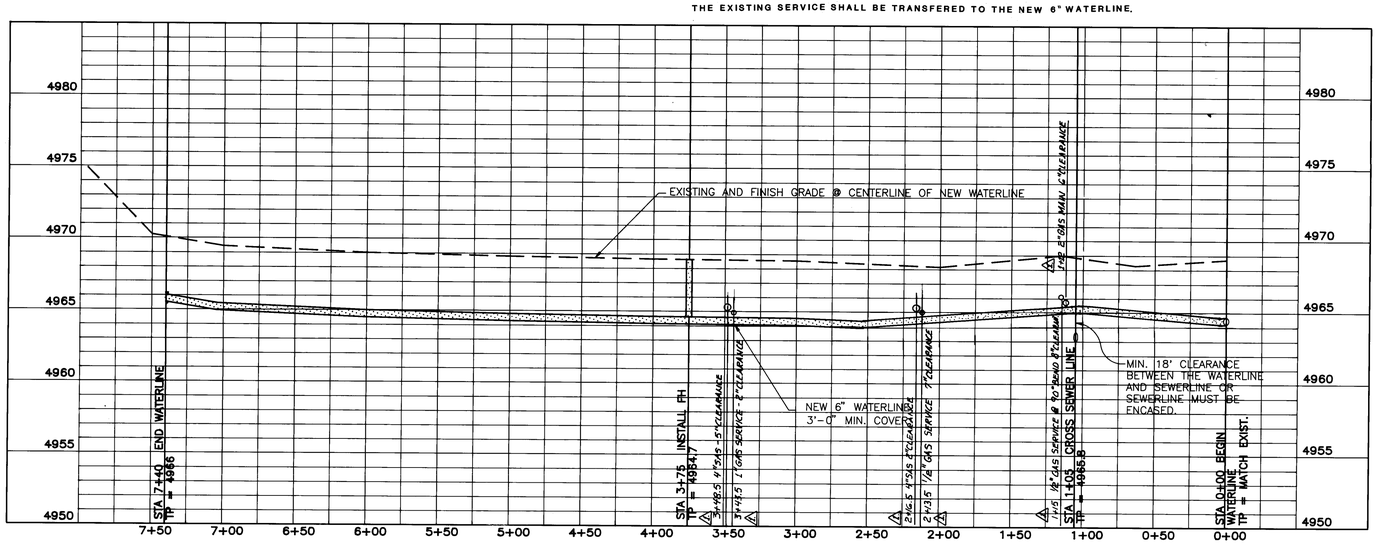

GENERAL NOTES:

1. ALL WORK DETAILED ON THESE PLANS TO BE PERFORMED UNDER CONTRACT SHALL, EXCEPT AS OTHERWISE STATED OR PROVIDED FOR HERON, BE CONSTRUCTED IN ACCORDANCE WITH THE "CITY OF ALBUQUERQUE, STANDARD SPECIFICATIONS FOR PUBLIC WORKS CONSTRUCTION, 1986" (COA STND).
2. TWO (2) WORKING DAYS PRIOR TO ANY EXCAVATION, CONTRACTOR MUST CONTACT LINE LOCATING SERVICE, 765-1234, FOR LOCATION OF EXISTING UTILITIES.
3. PRIOR TO CONSTRUCTION, THE CONTRACTOR SHALL EXCAVATE AND VERIFY THE HORIZONTAL AND VERTICAL LOCATIONS OF ALL OBSTRUCTIONS. SHOULD A CONFLICT EXIST, THE CONTRACTOR SHALL NOTIFY THE ENGINEER OR SURVEYOR SO THAT THE CONFLICT CAN BE RESOLVED WITH MINIMUM AMOUNT OF DELAY.
4. THE CONTRACTOR SHALL ASSIST THE ENGINEER/INSPECTOR IN THE RECORDING OF DATA ON ALL UTILITY LINES AND ACCESSORIES AS REQUIRED BY THE OWNERS FOR THE PREPARATION OF "RECORD DRAWINGS". THE CONTRACTOR SHALL NOT COVER UTILITY LINES AND ACCESSORIES UNTIL ALL DATA HAS BEEN RECORDED.
5. ALL WORK ON THIS PROJECT SHALL BE PERFORMED IN ACCORDANCE WITH APPLICABLE FEDERAL, STATE AND LOCAL LAWS, RULES AND REGULATIONS CONCERNING CONSTRUCTION SAFETY AND HEALTH.
6. ALL FITTINGS ON WATERLINES SHALL HAVE MECHANICALLY RESTRAINED JOINTS, EXCEPT WHERE SPECIFICALLY INDICATED OTHERWISE.
7. ELECTRONIC MARKER DISCS SHALL BE PLACED IN ACCORDANCE WITH SECTION 170 OF THE CITY OF ALBUQUERQUE, STANDARD SPECIFICATIONS, PUBLIC WORKS CONSTRUCTION.
8. WATERLINES SHALL HAVE A MINIMUM COVER OF 3'-0" UNLESS OTHERWISE NOTED.
9. FIRE HYDRANTS SHALL BE INSTALLED IN ACCORDANCE WITH CITY STD.DWG. 2340.
10. WATERLINE CONNECTIONS SHALL BE CONSTRUCTED IN ACCORDANCE WITH CITY STD. DWG. 2301.
11. VALVE BOXES SHALL BE CONSTRUCTED IN ACCORDANCE WITH CITY STD.DWG. 2325 OR 2326.
12. STATIONING IS AT CENTERLINE OF NEW WATERLINE.
13. ALL CONSTRUCTION WITHIN CITY RIGHT-OF-WAY OR EASEMENTS MUST BE DONE FROM APPROVED WORK ORDER DOCUMENTS FROM THE CITY OF ALBUQUERQUE AND PREPARED BY MOLZEN-CORBIN & ASSOCIATES.
14. ALL WATER VALVE BOXES AND SEWER MANHOLES IN THE CONSTRUCTION AREA ARE TO BE ADJUSTED TO FINISH GRADE.
15. THE CONTRACTOR SHALL NOT WILLFULLY INSTALL ITEMS AS SHOWN ON THE PLANS WHEN IT IS OBVIOUS IN THE FIELD THAT CONDITIONS EXIST THAT MIGHT NOT HAVE BEEN CONSIDERED IN THE DESIGN. SUCH CONDITIONS SHOULD BE BROUGHT TO THE ATTENTION OF THE ENGINEER. IN THE EVENT THE CONTRACTOR DOES NOT NOTIFY THE ENGINEER, THE CONTRACTOR ASSUMES FULL RESPONSIBILITY FOR ANY REVISIONS NECESSARY.
16. THE CONTRACTOR SHALL COORDINATE THE WATER VALVE SHUT-OFF OPERATION WITH THE CITY WATER SYSTEMS DIVISION (823-4200) NOT LESS THAN TWO (2) WORKING DAYS PRIOR TO INITIATING ANY WORK AFFECTING EXISTING WATER UTILITIES.

1	2	3	4	5	6	7	8	9	10	11	12
2	6	3	9	6	7	0	1	9	0		

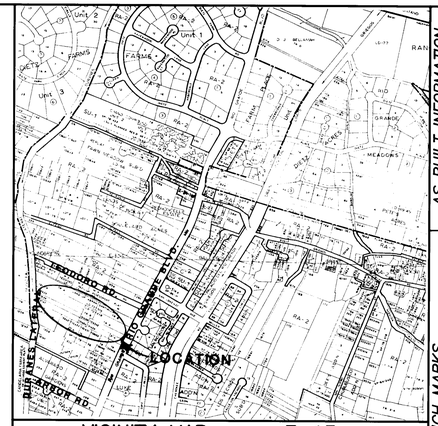

VICINITY MAP F-13

AS BUILT INFORMATION
CONTRACTOR JD EXCAVATIONS INC.
WORK STAKED BY
STAKES CHECKED BY DATE
ACCEPTANCE BY RICHARD PENA DATE 3/6/90
FIELD REVISION BY DATE
FINAL REVISION BY DATE 3/90
DRAWINGS CORRECTED BY EJ
MICRO-FILM INFORMATION
RECORDED BY DATE
NO.

BENCH MARKS
ACS BM 8-F13:
AT THE INTERSECTION OF TEODORA RD., AND RIO GRANDE BLVD., NW, IN THE SOUTHWEST QUADRANT OF THE INTERSECTION.
A SQUARE, , CHISLED ON THE TOP OF CONCRETE CURB AT THE SSW CURB RETURN.
ELEVATION = 4968.61 FEET

SURVEY INFORMATION
FIELD NOTES

NO.	BY	DATE
	M/C & A	

ENGINEER'S SEAL
LEE S. McDONNELL JACK E. SAUNDERS NEW MEXICO LICENSED PROFESSIONAL ENGINEER 10/27/89

NO.	DATE	REMARKS	BY
1	3-26-90	Revised from As-built mark-up	EJ

REVISIONS

DESIGN		
DESIGNED BY	JSM	DATE 11-16-89
DRAWN BY	STAFF	DATE 11-16-89
CHECKED BY		DATE

APPROVAL OF AS BUILT DRAWINGS
CHIEF CONSTRUCTION ENGINEER
DATE 3/29/90

APPROVED FOR CONSTRUCTION
CITY ENGINEER 2-6-90

MOLZEN-CORBIN & Associates

CITY OF ALBUQUERQUE
PUBLIC WORKS DEPARTMENT
ENGINEERING GROUP

TITLE: GARCIA & FAJARDO WATERLINE & FIRE HYDRANT

APPROVALS	ENGINEER	DATE	APPROVALS	ENGINEER	DATE
DRC CHAIRMAN	Roger L. Hoos	12/90	WATER	R.W. Kane	12-21-89
TRANSPORTATION	R. Schmuck	12-20-89	WASTE WATER	R.W. Kane	12-21-89
HYDROLOGY	N/A	12-20-89			

PROJECT NO. 3967 | MAP NO. F-13 | SHEET 1 OF 1

RIOGRNDF