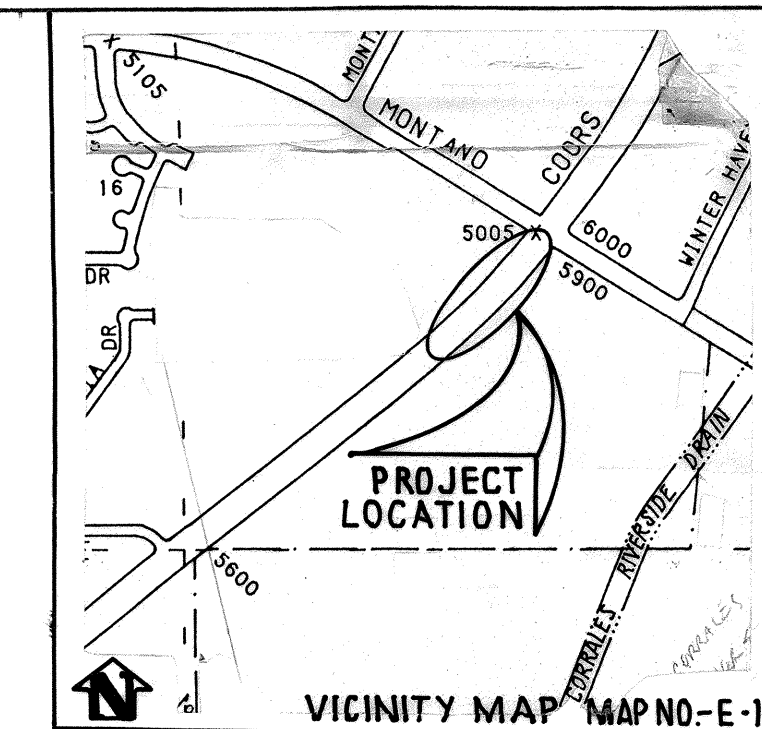


DOORS

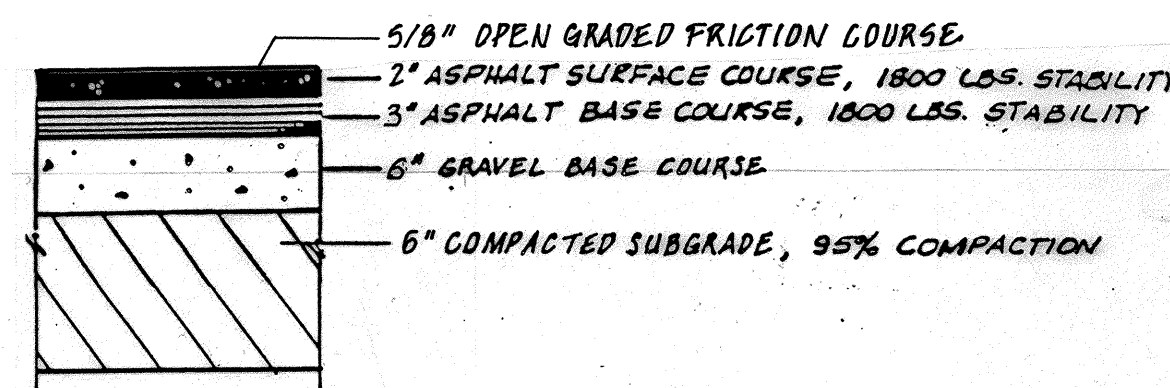
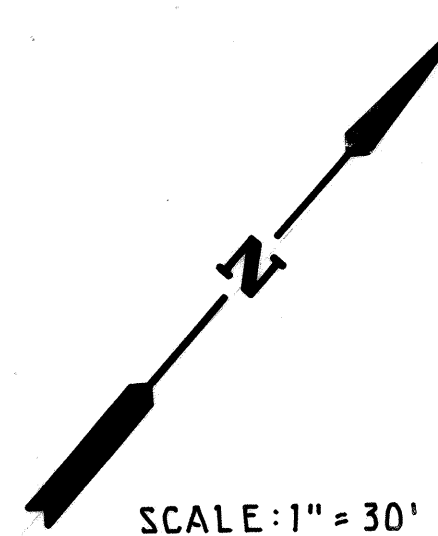
BLVD.



MONTANO

ROAD

APPROVED: John C. Tang
DISTRICT TRAFFIC ENGINEER
DATE: 2/10/92



ARTERIAL PAVEMENT SECTION
THIS SECTION EXCEEDS EXISTING SECTION
NOT TO SCALE

- ## CONSTRUCTION NOTES
- 1) Sawcut remove and dispose of 375LF header curb.
 - 2) Remove and dispose 3CY of existing median fill complete. (Excavate to proposed subgrade)
 - 3) Sawcut, remove and dispose of 605Y of existing patterned concrete complete.
 - 4) Install 60LF of pinned curb type I per std. dtl. DWG. 2415; affix curb to asphalt with concrete epoxy.
 - 5) Install 1055Y of A.C. pavement complete with subbase & subgrade prep., per detail this sheet.
 - 6) Apply 4" plastic solid white turn lane delineation stripe from sta. 5+50 to 10+00, per N.M.S.H.D. std. specs., sec. 704, as shown.
 - 7) Apply 4" wide plastic yellow striping as shown.
 - 8) Install 505F 4" patterned concrete per std. det. DWG. 2408 (Davis color no. 160, Baja Red).
 - 9) Apply 8" wide plastic yellow striping as shown.
 - 10) Apply turn arrow and lettering as shown on plan per M.U.T.C.D. stds.
 - 11) Paint existing median bull-nose yellow.
 - 12) Apply 4" wide plastic yellow striping with raised pavement markings as shown.

APPROVED FOR CONSTRUCTION 2/10/92
Date

[illegible]

CITY OF ALBUQUERQUE							
PUBLIC WORKS DEPARTMENT							
ENGINEERING GROUP							
TITLE:		TURN BAY REVISION					
		COORS BLVD. SOUTH OF MONTANO					
APPROVALS	ENGINEER	DATE	APPROVALS	ENGINEER	DATE		
D.R.C. Chair			Water				
Trans. Dev.	<i>E. Adams</i>	<i>1-23-92</i>	Wastewater				
Hydrology			Parks & Rec.				
DRAWING NO.		MAP NO.		SHEET		OF	
4411.90		E-12		1		1	