

IRRIGATION LEGEND

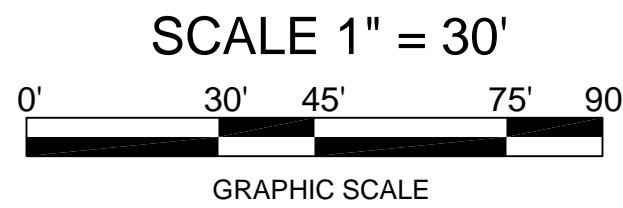
- RAINBIRD #1401 .25 GPM FULL CIRCLE TRICKLE PATTERN BUBBLER (SEE COA STANDARD DETAIL DRAWINGS: 2710, 2711, 2711-A & 2712)
- RAINBIRD #1402 .50 GPM FULL CIRCLE UMBRELLA PATTERN BUBBLER (SEE COA STANDARD DETAIL DRAWINGS: 2710, 2711, 2711-A & 2712)
- RAINBIRD #1404 1.00 GPM FULL CIRCLE UMBRELLA PATTERN BUBBLER (SEE COA STANDARD DETAIL DRAWINGS: 2710, 2711, 2711-A & 2712)
- ELECTRIC VALVE: RAINBIRD #150-PEB 1 1/2" PLASTIC ELECTRIC VALVE WITH FLOW CONTROL (SEE COA STANDARD DETAIL DRAWING: 2703)
- ELECTRIC VALVE: RAINBIRD #100-PEB 1" PLASTIC ELECTRIC VALVE WITH FLOW CONTROL (SEE COA STANDARD DETAIL DRAWING: 2703)
- MOTOROLA IRRINET ACE CONTROLLER WITH STRONGBOX ENCLOSURE, KEYPAD AND DOMED ANTENNA. UNIT SHALL COMMUNICATE ON COA RADIO FREQUENCY. (SEE DETAIL DRAWING: B/4 & D/4) (16 STATION OUTPUT)
- ISOLATION VALVE ASSEMBLY (LINE SIZE) - SEE COA STANDARD DETAIL #2707)
- FEBCO #825Y-A-2 2" REDUCED PRESSURE BACKFLOW PREVENTER WITH MASTER VALVE ASSEMBLY INSTALLED IN "CLAY" COLORED HOTBOX "HOT ROK" HEATED AND INSULATED BACKFLOW DEVICE ENCLOSURE - SEE PLAN FOR BACKFLOW SIZE (SEE DETAIL DRAWING: C/4)
- MASTER METER 2" INTERMEDIATE SERIES FLOW METER WITH ELECTRICAL OUTPUT REGISTER - 1 PULSE = 1 GALLON (SEE DETAIL DRAWING: C/4)
- 2" CITY WATER METER - SENSUS SR SERIES (SEE COA STANDARD DETAIL DRAWING: 2362 OR 2363) SEE PLAN FOR WATER METER SIZE
- CRISPEN #UL10.1 1" UNIVERSAL AIR RELEASE VALVE ASSEMBLY

IRRIGATION LEGEND

- MAINLINE PIPING - 2 1/2" SCH.40 PVC SOLVENT WELD PIPE
- LATERAL PIPING - SCH.40 PVC SOLVENT WELD (SIZE INDICATED ON PLAN - UNSIZED PIPE IS 3/4")
- SLEEVE PIPING - CLASS 200 PVC (TWO SIZES LARGER THAN PIPE TO BE SLEEVED)
- 120 VOLT ELECTRICAL POWER WIRE ROUTE
- VALVE ID NUMBER
- FLOW IN GALLONS PER MINUTE

REDRAWN FOR RECORD PURPOSES

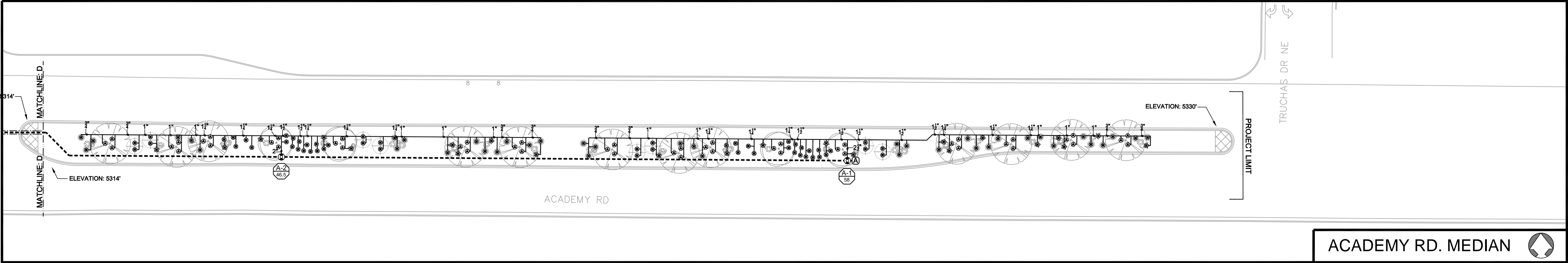
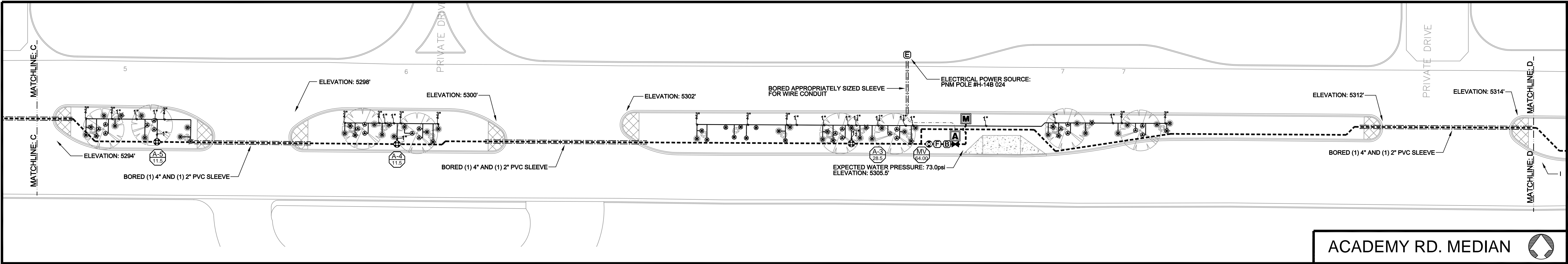
RECORD DRAWINGS
THIS RECORD DRAWING HAS BEEN PREPARED, BASED UPON INFORMATION FURNISHED BY THE CONTRACTOR. THE DESIGN PROFESSIONAL HAS NOT INDEPENDENTLY REVIEWED THE ACCURACY OF THE INFORMATION PROVIDED. THESE RECORD DRAWINGS ACCURATELY DEPICT THE FIELD CHANGES WHICH WERE REPORTED BY THE CONTRACTOR.



Irrigation Services
IRRIGATION DESIGNERS & CONSULTANTS
44 GOOD DRIVE - BELEN, NM 87002
PHONE: (505) 861-1536
FAX: (505) 864-3212
EMAIL: irrservices@red.com

CITY OF ALBUQUERQUE CAPITAL IMPLEMENTATION PROGRAM DEPARTMENT OF MUNICIPAL DEVELOPEMENT			
TITLE: PROTOTYPE MEDIAN & INTERSTATE LANDSCAPES FY09-B ACADEMY ROAD: McKinney Dr. to Truchas Dr.			
WORK ORDER #1		IRRIGATION SYSTEM AS-BUILT RECORDS	
Design	Review	Committee	City Engineer Approval
MO./DAY/YR. 03/16/10		MO./DAY/YR. 03/16/10	
Last Design Update			
City Project No. 745704		Zone Map No. E-18, E-19	
Sheet 1		Of 2	

SURVEY INFORMATION		BENCHMARK		AS BUILT INFORMATION	
NO.	FIELD NOTES BY	DATE		CONTRACTOR: Mountain West GolfScapes	
				WORK STAKED BY: BN	Feb, 2010
				INSPECTOR'S APPROVAL: JC	
				FIELD VERIFICATION BY: BN	Feb, 2010
				DRAWING CORRECTED BY: BN / JS LLC	
MICRO-FILM INFORMATION					
RECORDED BY		DATE:			
				NO.	



IRRIGATION LEGEND

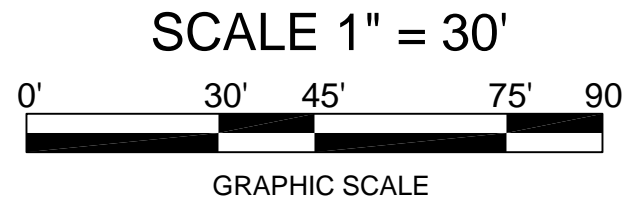
- RAINBIRD #1401 .25 GPM FULL CIRCLE TRICKLE PATTERN BUBBLER (SEE COA STANDARD DETAIL DRAWINGS: 2710, 2711, 2711-A & 2712)
- RAINBIRD #1402 .50 GPM FULL CIRCLE UMBRELLA PATTERN BUBBLER (SEE COA STANDARD DETAIL DRAWINGS: 2710, 2711, 2711-A & 2712)
- RAINBIRD #1404 1.00 GPM FULL CIRCLE UMBRELLA PATTERN BUBBLER (SEE COA STANDARD DETAIL DRAWINGS: 2710, 2711, 2711-A & 2712)
- ELECTRIC VALVE: RAINBIRD #150-PEB 1 1/2" PLASTIC ELECTRIC VALVE WITH FLOW CONTROL (SEE COA STANDARD DETAIL DRAWING: 2703)
- ELECTRIC VALVE: RAINBIRD #100-PEB 1" PLASTIC ELECTRIC VALVE WITH FLOW CONTROL (SEE COA STANDARD DETAIL DRAWING: 2703)
- MOTOROLA IRRINET ACE CONTROLLER WITH STRONGBOX ENCLOSURE, KEYPAD AND DOMED ANTENNA. UNIT SHALL COMMUNICATE ON COA RADIO FREQUENCY. (SEE DETAIL DRAWING: B/4 & D/4) (16 STATION OUTPUT)
- ISOLATION VALVE ASSEMBLY (LINE SIZE) - SEE COA STANDARD DETAIL #2707)
- FEBCO #825Y A-2 2" REDUCED PRESSURE BACKFLOW PREVENTER WITH MASTER VALVE ASSEMBLY INSTALLED IN "CLAY" COLORED HOTBOX "HOT ROK" HEATED AND INSULATED BACKFLOW DEVICE ENCLOSURE - SEE PLAN FOR BACKFLOW SIZE (SEE DETAIL DRAWING: C/4)
- MASTER METER 2" INTERMEDIATE SERIES FLOW METER WITH ELECTRICAL OUTPUT REGISTER - 1 PULSE = 1 GALLON (SEE DETAIL DRAWING: C/4)
- 2" CITY WATER METER - SENSUS SR SERIES (SEE COA STANDARD DETAIL DRAWING: 2362 OR 2363) SEE PLAN FOR WATER METER SIZE
- CRISPEN #UL10.1 1" UNIVERSAL AIR RELEASE VALVE ASSEMBLY

IRRIGATION LEGEND

- MAINLINE PIPING - 2 1/2" SCH.40 PVC SOLVENT WELD PIPE
- LATERAL PIPING - SCH.40 PVC SOLVENT WELD (SIZE INDICATED ON PLAN - UNSIZED PIPE IS 3/4")
- SLEEVE PIPING - CLASS 200 PVC (TWO SIZES LARGER THAN PIPE TO BE SLEEVED)
- 120 VOLT ELECTRICAL POWER WIRE ROUTE
- VALVE ID NUMBER
- FLOW IN GALLONS PER MINUTE

REDRAWN FOR RECORD PURPOSES

RECORD DRAWINGS
THIS RECORD DRAWING HAS BEEN PREPARED, BASED UPON INFORMATION FURNISHED BY THE CONTRACTOR. THE DESIGN PROFESSIONAL HAS NOT INDEPENDENTLY REVIEWED THE ACCURACY OF THE INFORMATION PROVIDED. THESE RECORD DRAWINGS ACCURATELY DEPICT THE FIELD CHANGES WHICH WERE REPORTED BY THE CONTRACTOR.



CITY OF ALBUQUERQUE CAPITAL IMPLEMENTATION PROGRAM DEPARTMENT OF MUNICIPAL DEVELOPEMENT			
TITLE: PROTOTYPE MEDIAN & INTERSTATE LANDSCAPES FY09-B ACADEMY ROAD: McKinney Dr. to Truchas Dr.			
WORK ORDER #1		IRRIGATION SYSTEM AS-BUILT RECORDS	
Design	Review	Committee	City Engineer Approval
MO / DAY / YR. 03/16/10		MO / DAY / YR. 03/16/10	
Last Design Update			
City Project No. 745704		Zone Map No. E-18, E-19	
Sheet 2		Of 2	