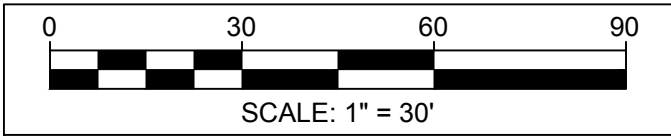


IRRIGATION LEGEND

- RAINBIRD #1400 SERIES BUBBLER (SEE COA STANDARD DETAIL DRAWINGS: 2710, 2711, 2711-A & 2712)
#1402 - 50 GPM
#1404 - 1.0 GPM
- ELECTRIC VALVE: RAINBIRD #150-PEB 1 1/2" PLASTIC ELECTRIC VALVE WITH FLOW CONTROL (SEE COA STANDARD DETAIL DRAWING: 2703)
- ELECTRIC VALVE: RAINBIRD #100-PEB 1" PLASTIC ELECTRIC VALVE WITH FLOW CONTROL (SEE COA STANDARD DETAIL DRAWING: 2703)
- ISOLATION VALVE ASSEMBLY (LINE SIZE) - SEE COA STANDARD DETAIL #2707
- FEBCO #860YA REDUCED PRESSURE BACKFLOW PREVENTER WITH MASTER VALVE ASSEMBLY INSTALLED IN "CLAY" COLORED HOTBOX "HOT ROK" HEATED AND INSULATED BACKFLOW DEVICE ENCLOSURE - SEE PLAN FOR BACKFLOW SIZE (SEE DETAIL DRAWING: C/4)
- MASTERMETER FLOW METER WITH ELECTRICAL OUTPUT REGISTER - 1 PULSE = 1 GALLON - SEE DRAWING FOR SIZE (SEE DETAIL DRAWING: C/4)
- CRISPEN #UL10.1 1" UNIVERSAL AIR RELEASE VALVE ASSEMBLY
- CITY WATER METER - SENSUS WATER METER (SEE COA STANDARD DETAIL DRAWING: 2362 OR 2363) SEE PLAN FOR WATER METER SIZE
- MOTOROLA IRRINET "M" CONTROLLER WITH STRONGBOX ENCLOSURE, KEYPAD AND DOMED ANTENNA. UNIT SHALL COMMUNICATE ON COA RADIO FREQUENCY. (SEE DETAIL DRAWING: B/4 & D/4) (12 STATION OUTPUT)
- PULL BOX FOR PIPE OR ELECTRIC
- MAINLINE PIPING - SCH.40 PVC SOLVENT WELD PIPE (SEE PLAN FOR SIZE)
- LATERAL PIPING - SCH.40 PVC SOLVENT WELD (SIZE INDICATED ON PLAN - UNSIZED PIPE IS 3/4")
- SLEEVE PIPING - CLASS 200 PVC (TWO SIZES LARGER THAN PIPE TO BE SLEEVED)
- 120 VOLT ELECTRICAL POWER WIRE ROUTE
- VALVE ID NUMBER
- FLOW IN GALLONS PER MINUTE



Irrigation Services LLC
Designers & Consultants
44 GOOD DRIVE BELEN, NM 87002
PHONE: (505) 861-1536
FAX: (505) 864-3212
EMAIL: info@IrrServices.com
WEB: IrrServices.com



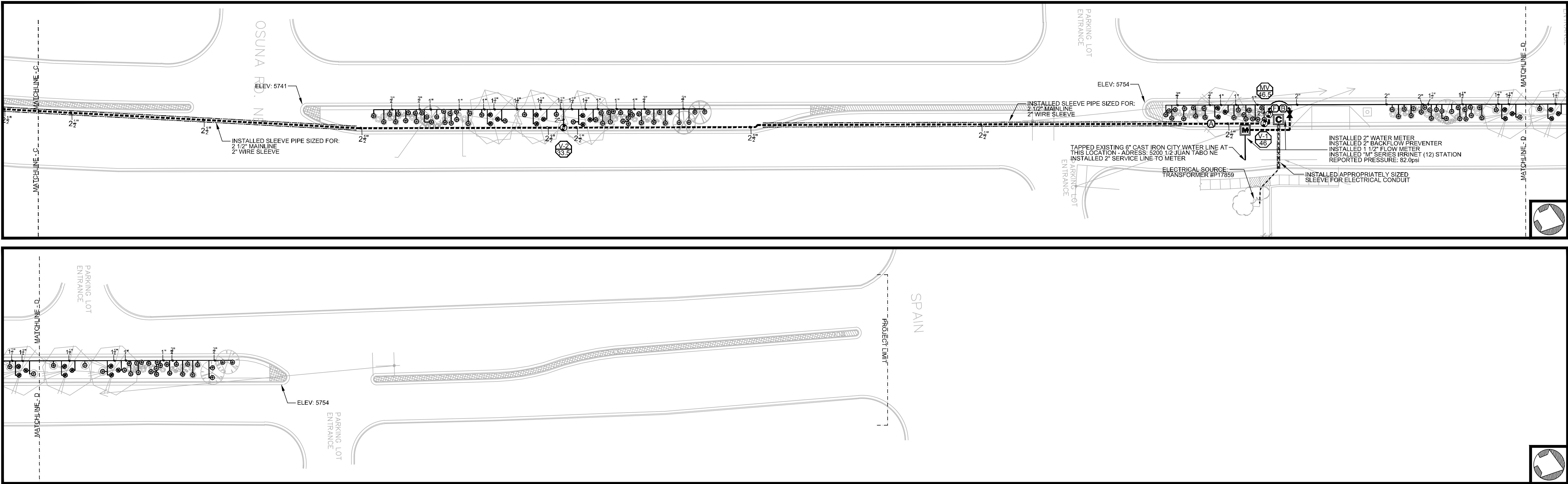
**REDRAWN FOR
RECORD PURPOSES**
RECORD DRAWINGS

THIS RECORD DRAWING HAS BEEN PREPARED, BASED UPON INFORMATION FURNISHED BY THE CONTRACTOR. THE DESIGN PROFESSIONAL HAS NOT INDEPENDENTLY REVIEWED THE ACCURACY OF THE INFORMATION PROVIDED. THESE RECORD DRAWINGS ACCURATELY DEPICT THE FIELD CHANGES WHICH WERE REPORTED BY THE CONTRACTOR.

CITY OF ALBUQUERQUE CAPITAL IMPLEMENTATION PROGRAM DEPARTMENT OF MUNICIPAL DEVELOPEMENT			
TITLE: PROTOTYPE MEDIAN & INTERSTATE LANDSCAPES FY10-A JUAN TABO MEDIAN: MONTGOMERY TO SPAIN (WO #5) IRRIGATION SYSTEM AS-BUILT RECORDS 12/13/11			
Design Review Committee	City Engineer Approval	Last Design Update	MO/DAY/YR
City Project No. 771705	Zone Map No. F-21	Sheet 1	Of 2

SURVEY INFORMATION		BENCHMARK		AS BUILT INFORMATION	
NO.	FIELD NOTES		BY	DATE	CONTRACTOR: Mountain West GolfScapes
					WORK STAKED BY: RM DATE: 11/11
					INSPECTOR'S APPROVAL: JC DATE: 11/11
					FIELD VERIFICATION BY: RM DATE: 11/11
					DRAWING CORRECTED BY: IS, LLC DATE: 12/11
					MICRO-FILM INFORMATION
					RECORDED BY
					DATE:
					NO.

DESIGNED BY: JG/JW
DATE: 08/11
DRAWN BY: JG / JW
DATE: 08/11
CHECKED BY: JG
DATE: 08/11



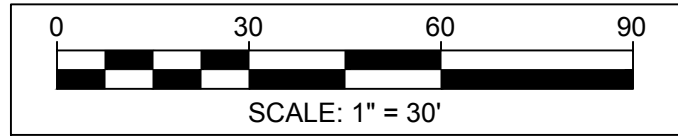
IRRIGATION LEGEND

	RAINBIRD #1400 SERIES BUBBLER (SEE COA STANDARD DETAIL DRAWINGS: 2710, 2711, 2711-A & 2712) #1402 - .50 GPM #1404 - 1.0 GPM
	ELECTRIC VALVE: RAINBIRD #150-PEB 1 1/2\" PLASTIC ELECTRIC VALVE WITH FLOW CONTROL (SEE COA STANDARD DETAIL DRAWING: 2703)
	ELECTRIC VALVE: RAINBIRD #100-PEB 1\" PLASTIC ELECTRIC VALVE WITH FLOW CONTROL (SEE COA STANDARD DETAIL DRAWING: 2703)
	ISOLATION VALVE ASSEMBLY (LINE SIZE) - SEE COA STANDARD DETAIL #2707)
	FEBCO #860YA REDUCED PRESSURE BACKFLOW PREVENTER WITH MASTER VALVE ASSEMBLY INSTALLED IN \"CLAY\" COLORED HOTBOX \"HOT ROK\" HEATED AND INSULATED BACKFLOW DEVICE ENCLOSURE - SEE PLAN FOR BACKFLOW SIZE (SEE DETAIL DRAWING: C/4)
	MASTERMETER FLOW METER WITH ELECTRICAL OUTPUT REGISTER - 1 PULSE = 1 GALLON - SEE DRAWING FOR SIZE (SEE DETAIL DRAWING: C/4)
	CRISPEN #UL10.1 1\" UNIVERSAL AIR RELEASE VALVE ASSEMBLY
	CITY WATER METER - SENSUS WATER METER (SEE COA STANDARD DETAIL DRAWING: 2362 OR 2363) SEE PLAN FOR WATER METER SIZE
	MOTOROLA IRRINET \"M\" CONTROLLER WITH STRONGBOX ENCLOSURE, KEYPAD AND DOMED ANTENNA. UNIT SHALL COMMUNICATE ON COA RADIO FREQUENCY. (SEE DETAIL DRAWING: B/4 & D/4) (12 STATION OUTPUT)
	PULL BOX FOR PIPE OR ELECTRIC
	MAINLINE PIPING - SCH.40 PVC SOLVENT WELD PIPE (SEE PLAN FOR SIZE)
	LATERAL PIPING - SCH.40 PVC SOLVENT WELD (SIZE INDICATED ON PLAN - UNSIZED PIPE IS 3/4\")
	SLEEVE PIPING - CLASS 200 PVC (TWO SIZES LARGER THAN PIPE TO BE SLEEVED)
	120 VOLT ELECTRICAL POWER WIRE ROUTE
	VALVE ID NUMBER
	FLOW IN GALLONS PER MINUTE



Irrigation Services LLC
Designers & Consultants

44 GOOD DRIVE BELEN, NM 87002
PHONE: (505) 861-1536
FAX: (505) 864-3212
EMAIL: info@IrrServices.com
WEB: IrrServices.com



REDRAWN FOR RECORD PURPOSES

RECORD DRAWINGS

THIS RECORD DRAWING HAS BEEN PREPARED, BASED UPON INFORMATION FURNISHED BY THE CONTRACTOR. THE DESIGN PROFESSIONAL HAS NOT INDEPENDENTLY REVIEWED THE ACCURACY OF THE INFORMATION PROVIDED. THESE RECORD DRAWINGS ACCURATELY DEPICT THE FIELD CHANGES WHICH WERE REPORTED BY THE CONTRACTOR.

CITY OF ALBUQUERQUE CAPITAL IMPLEMENTATION PROGRAM DEPARTMENT OF MUNICIPAL DEVELOPEMENT			
TITLE: PROTOTYPE MEDIAN & INTERSTATE LANDSCAPES FY10-A JUAN TABO MEDIAN: MONTGOMERY TO SPAIN (WO #5)			
IRRIGATION SYSTEM AS-BUILT RECORDS 12/13/11			
Design Review Committee	City Engineer Approval	Last Design Update	MO/DAY/YR
City Project No. 771705	Zone Map No. F-21	Sheet 2	Of 2

NO. DATE		REVISIONS / REMARKS		BY	SEAL	SURVEY INFORMATION		BENCHMARK	AS BUILT INFORMATION	
						FIELD NOTES			CONTRACTOR: Mountain West GolfScapes	
						NO.	BY	DATE		WORK STAKED BY: RM
										DATE: 11/11
										INSPECTOR'S APPROVAL: JC
										DATE: 11/11
										FIELD VERIFICATION BY: RM
										DATE: 11/11
										DRAWING CORRECTED BY: IS, LLC
										DATE: 12/11
										MICRO-FILM INFORMATION
										RECORDED BY
										DATE:
										NO.