

781981

SCANNED BY
PLANNING

2 3 4 5 6 7 8 9 10 11 12 13 14 15
26-781981-1-811-09d

X:\Home\p\wd\Eng\Share\Hydrant\hydrant.dwg /mm/9/16/2002

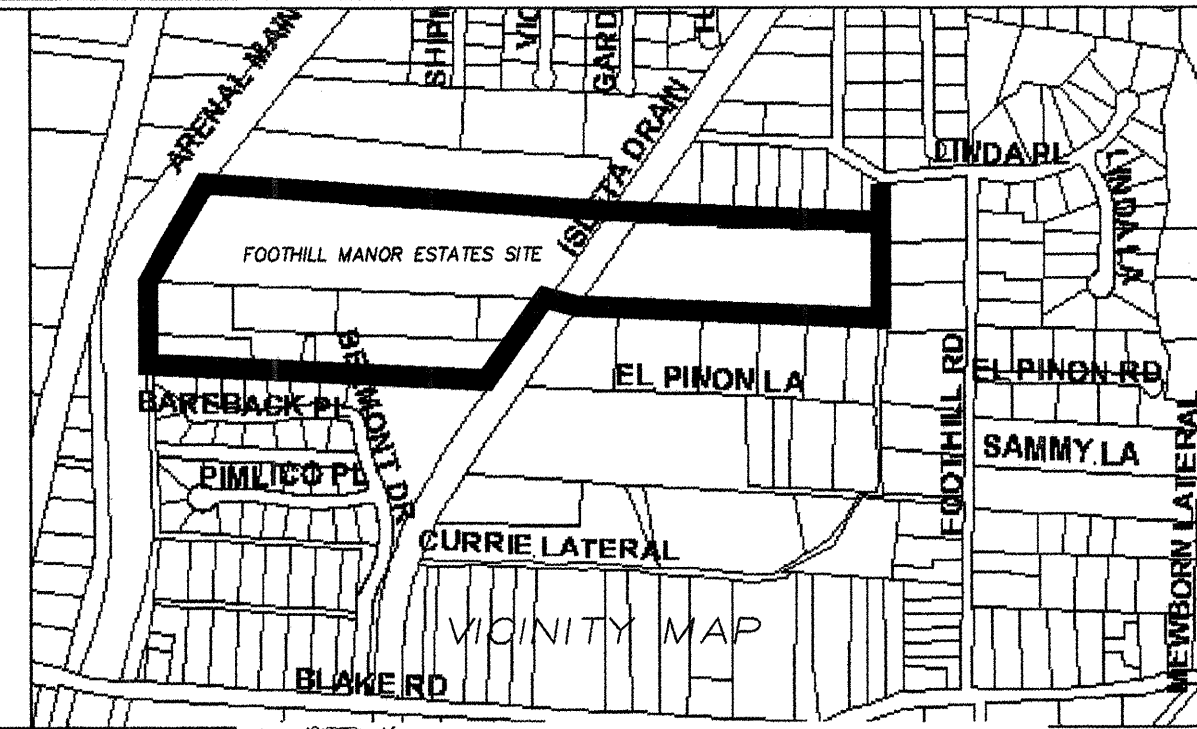
CITY OF ALBUQUERQUE PUBLIC FIRE HYDRANT INSTALLATION PROCEDURE

The following procedure has been established to expedite the installation of fire hydrants required as a result of a subdivision or a service request and to insure proper record keeping.

This procedure eliminates the need for a design by a licensed professional engineer, the processing of a SIA, and the need for a formal DRC and Work Order Process. It is intended for use only when no other construction of public infrastructure is required and the City Engineer/Utility Development determines that the normal design, review, and Work Order Process is not required. This procedure is for construction within or adjacent to local streets.

- Owner or contractor: submit plans using the attached City Standard format to the City Engineer/Utility Development at One Stop (Plaza del Sol, 600 2nd St. NW) for review and approval. Plans must include: Zone Atlas pg number, legal description, and location of fire hydrant(s) relative to nearest property corner or intersection. Must provide: one set of original mylars, 4 copies of the originals, and a fee of \$150 (checks only) FOR EACH hydrant or fire line. Provide name & phone no. of Contractor, Designer/Engineer, and name and phone no. of the Owner of the Project. Provide Shut-Off Plan if required.
- City Engineer/Utility Development will obtain new project number from the DRC Master Scheduler.
- City Engineer/Utility Development will forward the approved plan to Construction Division for review and to assign a city inspector to the project.
- Construction Division will forward a copy of the approved plan to the owner or owner's contractor. Prior to construction, the contractor must obtain the necessary permits from the City, County and/or Village. A copy of the approved design must accompany the request for a permit. The contractor must be properly licensed and bonded to do work on the City Water System. This must be verified through the City's Permits office.
- Any soil compaction, asphalt, concrete, or any material testing required by the standard specifications shall be done by the contractor at no expense to the City.
- Upon construction of the fire hydrant the contractor will obtain the city inspector's approval of the construction, the Inspector will sign the original which will then be forwarded to the Maps & Records Division for As-Built processing.
- The Construction Engineer will provide the City Engineer/Utility Development and DRC Master Scheduler written certification that the construction has been completed and accepted.
- If the construction does not pass inspection and a revised design is required, then steps "A-E" must be reinstated. No plat will be signed or meter released until the construction has been accepted by the Construction Division.

CITY OF ALBUQUERQUE PUBLIC FIRE HYDRANT INSTALLATION



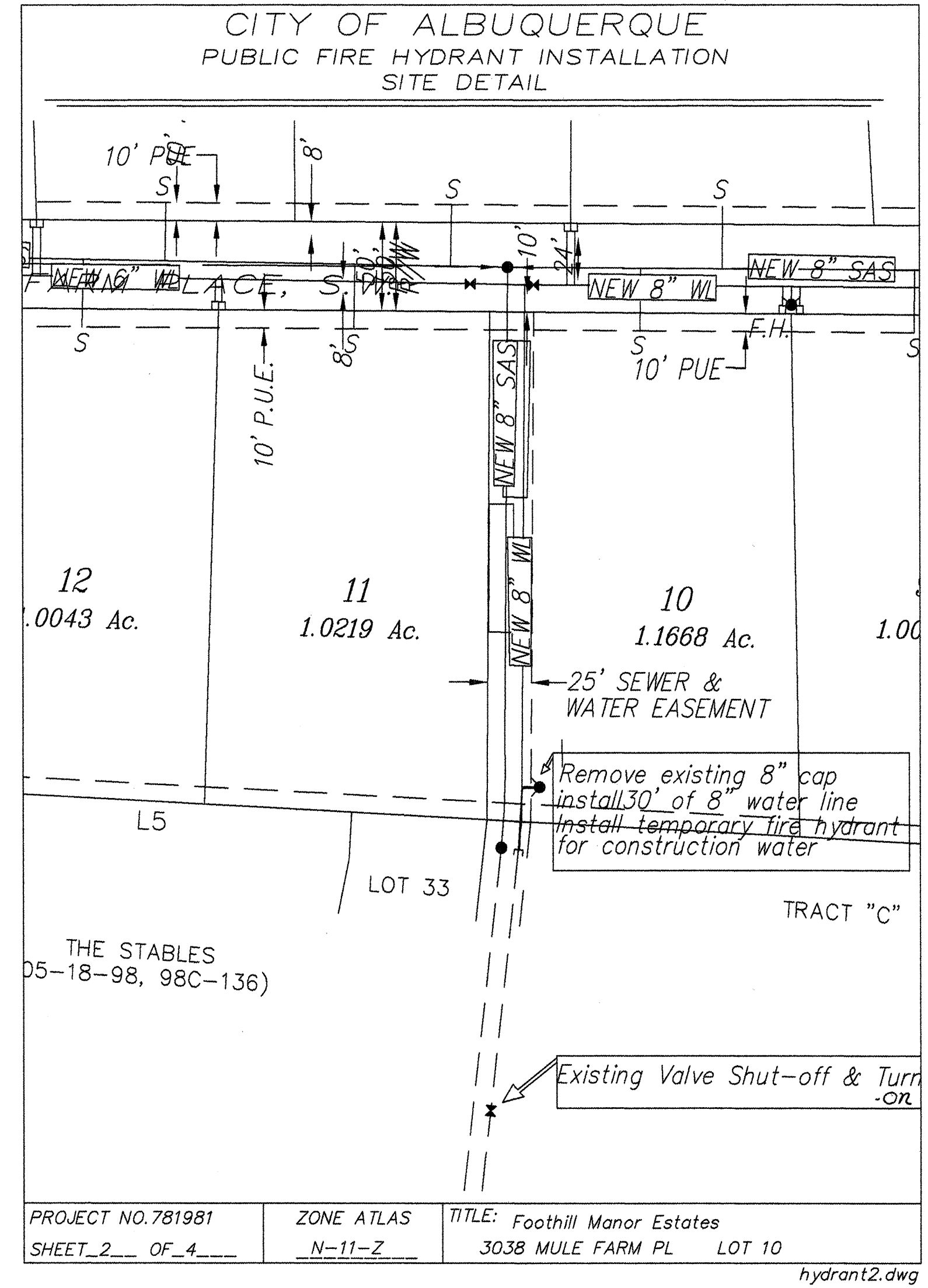
DESCRIPTION
Tracts 12-B-2-B, 13-A, 13-B, 149-A-1-A, 149-A-1-2, 149-A-1-B, 149-A-1-C, 149-A-2, 149-B and 149-C N.R.G.C.D., MAP NO. 46 within the TOWN OF ATRISCO GRANT, Projected Section 2, Township 9 North, Range 2 East, N.M.P.M., Bernalillo County, New Mexico and Containing 28.4821 acres, more or less.

NOTICE TO CONTRACTORS

- An excavation/barricade permit will be required before beginning any work within City, County, or Village right-of-way. An approved copy of these plans must be submitted at the time of application for these permits.
- All work detailed on these plans to be done, except as otherwise stated or provided hereon, will be constructed in accordance with "City of Albuquerque Interim Standard Specification for Public Works Construction, 1986," latest revision.
- Two working days prior to any excavation, the contractor must contact New Mexico One Call System, Inc., 260-1990, for location of existing utilities.
- Prior to construction, the contractor will excavate and verify the horizontal and vertical locations of all construction. Should a conflict exist, the contractor will notify the Construction Engineer so that the conflict can be resolved with a minimum amount of delay.
- The contractor will be responsible for coordinating the water shutoff with the Water Division seven (7) working days prior to construction.
- The contractor will be responsible for performing soil density tests as required by the City of Albuquerque.

APPROVALS FOR	NAME	DATE	TITLE OF PROJECT:
DESIGN: UTILITY DEVELOPMENT	William G. Babb	4/7/06	Foothill Manor Estates 3038 MULE FARM PL LOT 10
CONSTRUCTION: CONSTRUCTION ENGINEER	Laura H. Long	11/15/06	
ACCEPTANCE: CONSTRUCTION INSPECTOR	Mike Stuckler	11/14/06	PROJECT NO. 781981 SHEET 1 OF 4 ZONE ATLAS N-11-Z

hydrant1.dwg

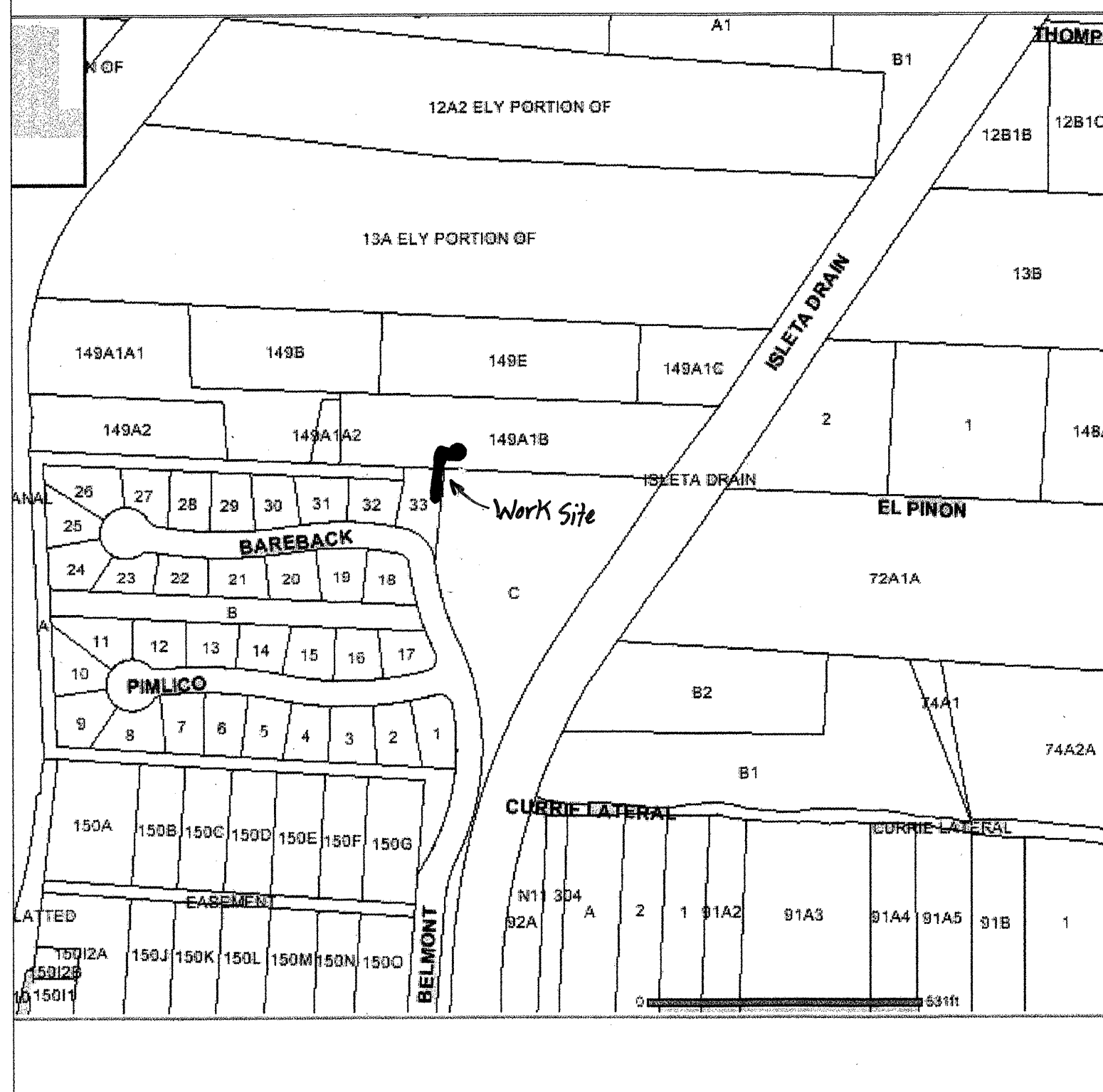


FOOTHILL MANOR ESTATES CONTACT INFORMATION

ENGINEER - D.MARK GOODWINN & ASSOCIATES, P.A.
CONTACT - JOHN MACKENZIE 828-2200
P.O. BOX 90606 ALBUQUERQUE, NM 87199

OWNER - MFP, INC.
CONTACT - MARK F. PAGELS SR. 505-797-7057
P.O. BOX 7416 ALBUQUERQUE, NM 87194

CONTRACTOR - PCL CONSTRUCTION NEW MEXICO, INC.
CONTACT - JESSE A. MAY 505-797-4970
5100 SAN FRANCISCO RD. NE STE C
ALBUQUERQUE, NM 87109



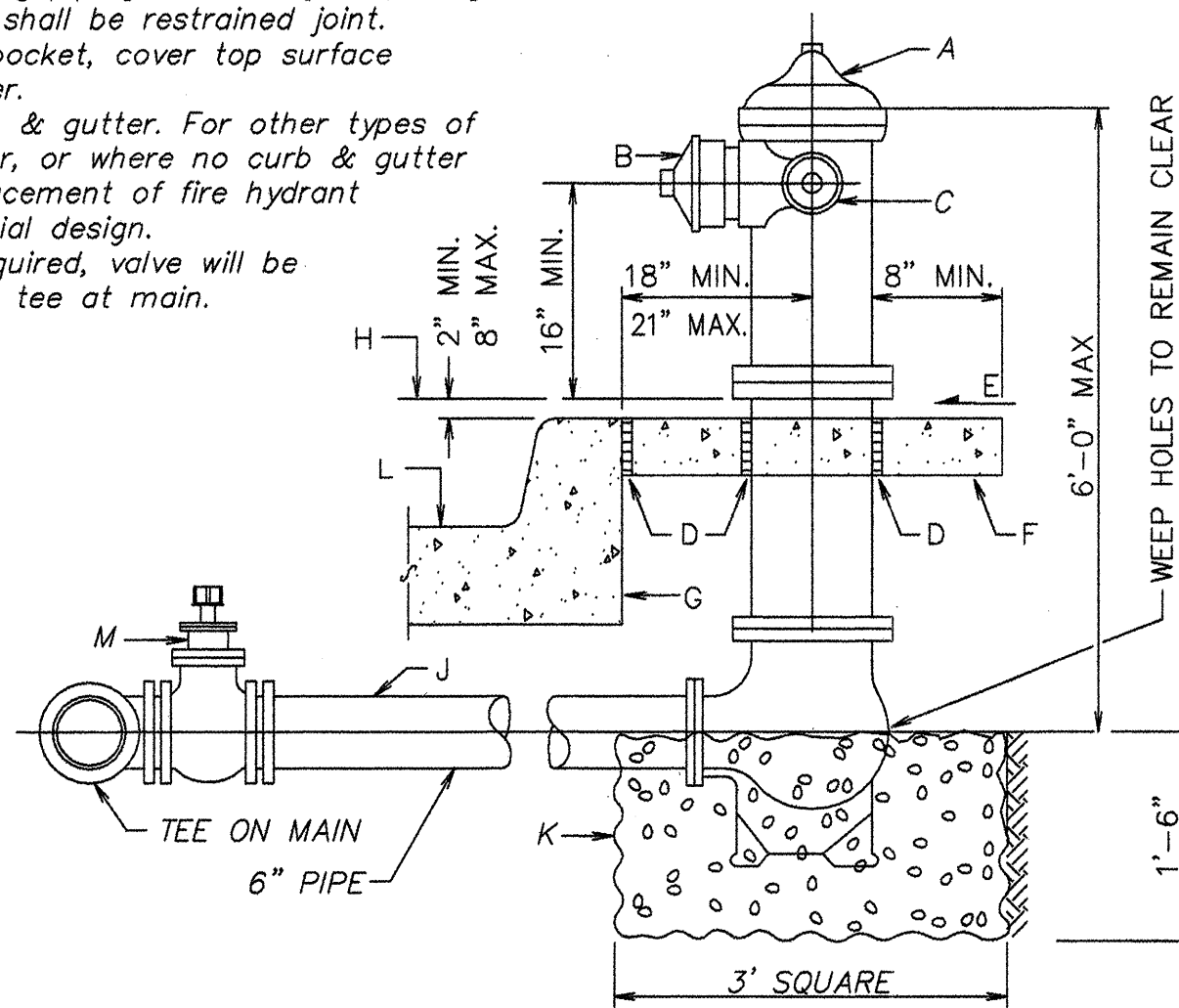
CITY OF ALBUQUERQUE PUBLIC FIRE HYDRANT INSTALLATION STANDARD DRAWING 2340-A

GENERAL NOTES

- No obstruction will be permitted within 3'-0" of fire hydrant.
- Hydrant leg shall be valved from mains 10" diameter and larger and in arterial streets located in commercial areas.
- Contractor shall be responsible for setting top flange of fire hydrant to the dimensions shown.
- For fire hydrant locations, see dwg. 2347-A.
- When new or existing sidewalk abuts curb, reconstruct sidewalk per dwg. 2430, 2431.
- Pumper nozzle to be set facing the traveled way, unless otherwise noted on plans.

CONSTRUCTION NOTES

- Fire hydrant per specifications
- Pumper nozzle 4 1/2"
- Hose nozzle 2 1/2"
- 1/2" expansion joint material
- Slope 1/4" per foot
- 3' x 3' x 6" concrete square pad, to be constructed around fire hydrant's centerline when not located within sidewalk or concrete area.
- Back of curb
- Controlled elevation line, level in all directions.
- Use of restrained joints is mandatory. All fire hydrant leg piping and fittings including tee on main shall be restrained joint.
- Gravel drain pocket, cover top surface with tar paper.
- Standard curb & gutter. For other types of curb & gutter, or where no curb & gutter exist, the placement of fire hydrant requires special design.
- If valve is required, valve will be connected to tee at main.



DETAIL OF FIRE HYDRANT SETTING

PROJECT NO. 781981	ZONE ATLAS	TITLE: Foothill Manor Estates
SHEET 3 OF 4	N-11-Z	3038 MULE FARM PL LOT 10

hydrant3.dwg

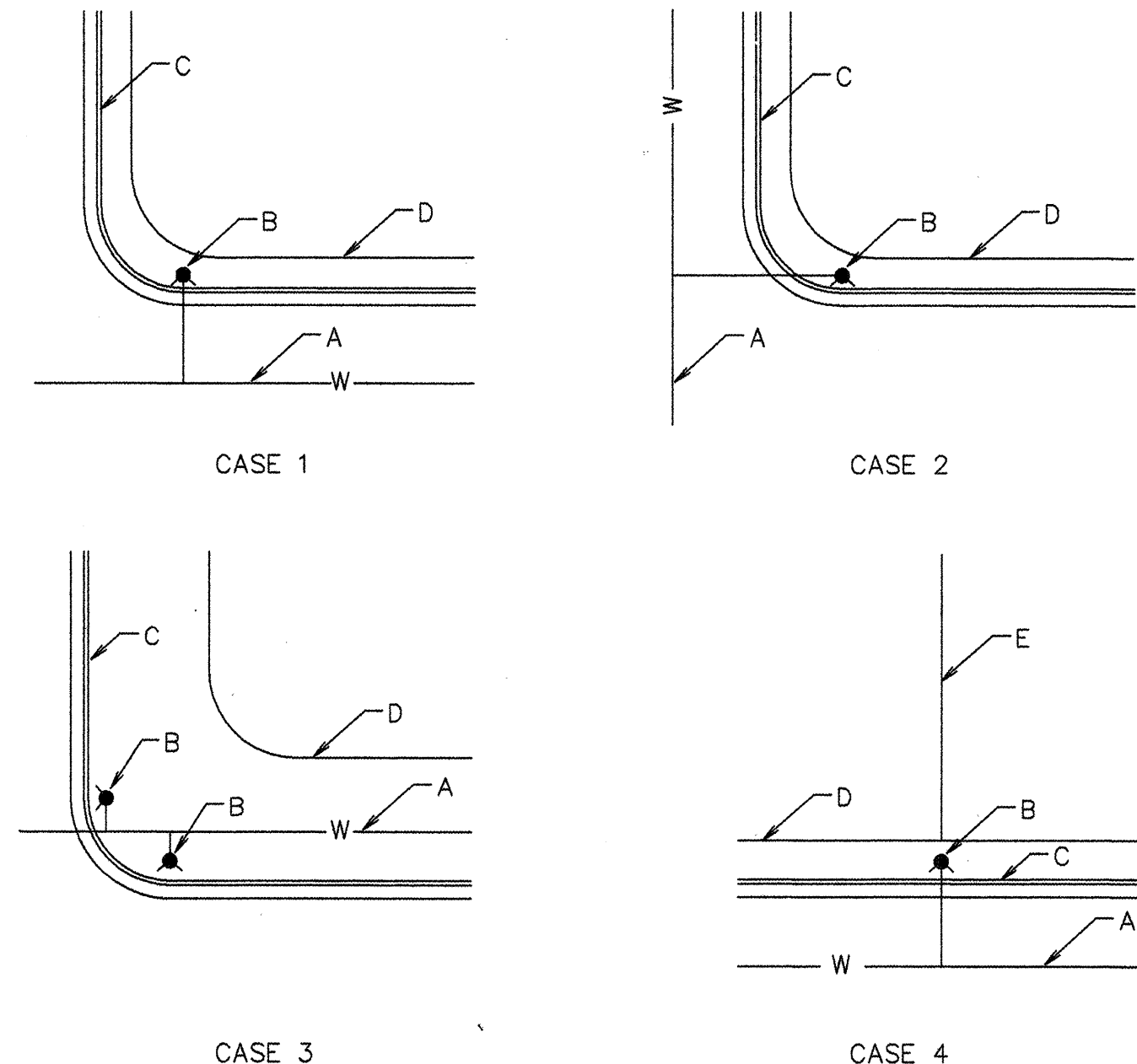
CITY OF ALBUQUERQUE PUBLIC FIRE HYDRANT INSTALLATION STANDARD DRAWING 2347-A

GENERAL NOTES

- Normally, fire hydrants are located at end of curb return; hydrants will not be located within the curb return area. Fire hydrants to be located within the block length will be installed at a property line (Case 4).
- A minimum clearance of 3'-0" will be provided between a fire hydrant and a permanent obstruction (utility pole, light standard, traffic signal, etc.).
- For installation of fire hydrant, see dwg 2340-A.
- See dwg 2431 for sidewalk configuration when fire hydrant is located in sidewalk.

CONSTRUCTION NOTES

- Water main
- Fire hydrant
- Curb and gutter
- Right-of-way line
- Property line



TYPICAL LOCATIONS

PROJECT NO. 781981	ZONE ATLAS	TITLE: Foothill Manor Estates
SHEET 4 OF 4	N-11-Z	3038 MULE FARM PL LOT 10

hydrant4.dwg