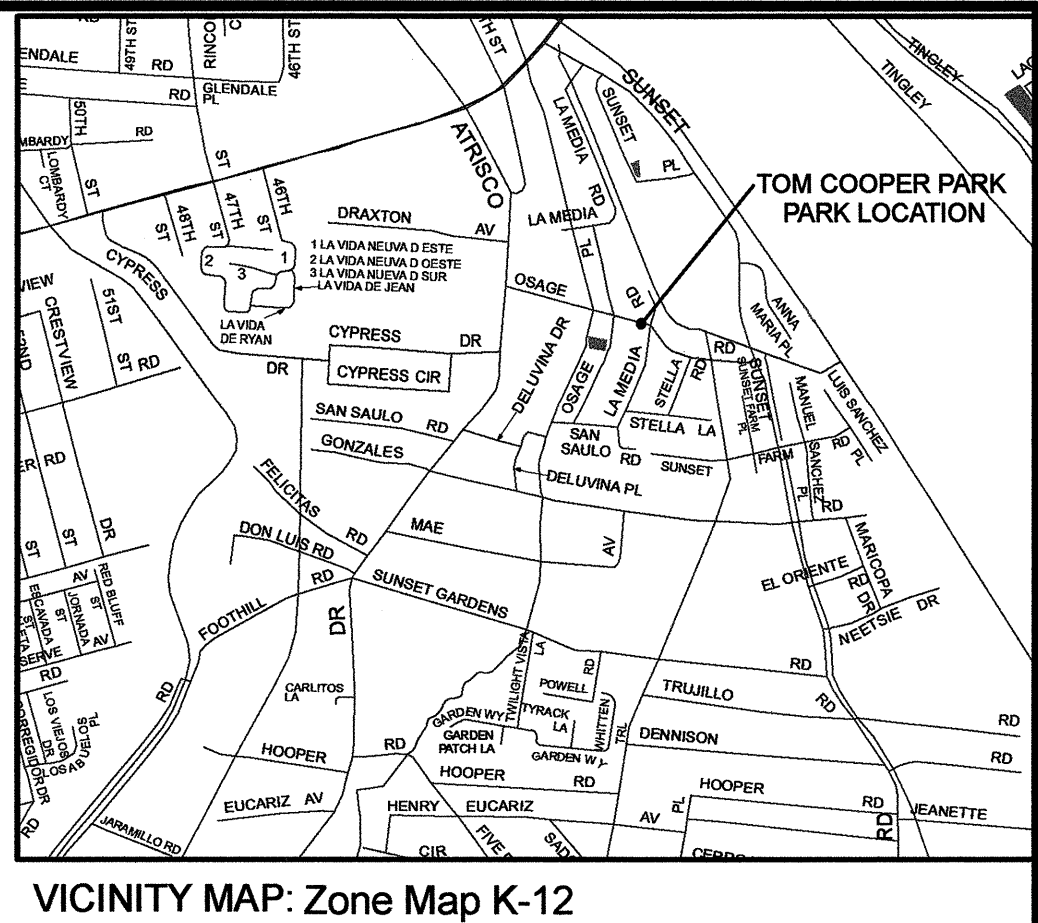




**TOM COOPER PARK**  
**PLAY EQUIPMENT REPLACEMENT**



VICINITY MAP: Zone Map K-12

**CITY OF ALBUQUERQUE**  
**DEPARTMENT OF MUNICIPAL DEVELOPMENT** – Managing Department  
Park Design & Construction Division

OCTOBER 7, 2008  
Parks & Recreation Department-Owner

**Property Information**

Property Address: 305 Osage Pl. SW  
Zone : RA-1  
Play Equipment Replacement  
Total Turf Removed: 545 sf

**Legal Description**

Lot numbered Three (3) in Block Nufmbered Five (5) of the osage addition number 3, a subdivision in school District number 28, Bernalillo County, New Mexico, as the same is shown and designated on the map of said subdivision, filed in the office of the Clerk of Bernalillo County, New Mexico, on July 30, 1952.

**Index of Drawings**

- 1. Cover Sheet
- 2. General Notes
- 3. Demolition & Construction Plan
- 4. Project Information Form

**UTILITY COMPANY CONTACTS**

**CITY OF ALBUQUERQUE  
UTILITY DEVELOPMENT**  
P.O. Box 1293  
Albuquerque, New Mexico 87103  
(505) 768-2719

**PNM-ELECTRIC**  
4201 Edith Boulevard NE  
Albuquerque, New Mexico 87107  
(505)-241-0525

**PNM-GAS**  
4625 Edith Boulevard NE  
Albuquerque, New Mexico 87107  
(505)-241-7745

**CALL BEFORE YOU DIG!**

**STATEWIDE  
1-800-321-ALERT  
ALBUQUERQUE  
260-1990**

**QWEST**  
201 Third Street NW Suite 700  
Albuquerque, New Mexico 87103  
(505) 245-8706

**QWEST**  
201 Third Street NW Suite 700  
Albuquerque, New Mexico 87103  
(505) 245-8706

REV.	SHEETS	CITY ENGINEER	DATE	USER DEPARTMENT	DATE	USER DEPARTMENT	DATE
ENGINEERS STAMP & SIGNATURE		APPROVED	ENGINEER	DATE			
DATE:		PROJECT # 790691			SHEET 1 OF 4		



- 1 FIVE (5) WORKING DAYS PRIOR TO BEGINNING CONSTRUCTION, THE CONTRACTOR WILL SUBMIT A DETAILED CONSTRUCTION SCHEDULE TO THE CITY CONSTRUCTION COORDINATION DIVISION. TWO (2) DAYS PRIOR TO CONSTRUCTION, THE CONTRACTOR WILL OBTAIN A BARRICADING PERMIT FROM THE CONSTRUCTION COORDINATION DIVISION. CONTRACTOR SHALL NOTIFY BARRICADE ENGINEER (924-3400) PRIOR TO OCCUPYING AN INTERSECTION. REFER TO SECTION 19 OF SPECIFICATIONS.
- 2 THE CONTRACTOR WILL NOTIFY THE FIELD ENGINEER NOT LESS THAN SEVEN (7) DAYS PRIOR TO STARTING WORK, IN ORDER THAT THE CITY SURVEY SECTION MAY TAKE NECESSARY MEASURES TO INSURE THE PRESERVATION OF SURVEY MONUMENTS. THE CONTRACTOR WILL NOTIFY THE ENGINEER IF A MONUMENT IS DISTURBED. REPLACEMENT WILL BE DONE ONLY BY THE CITY OF ALBUQUERQUE SURVEY SECTION AT THE CONTRACTOR'S EXPENSE. WHEN A CHANGE IS MADE IN THE FINISHED ELEV. OF THE PAVEMENT OF ANY ROADWAY IN WHICH A PERMANENT SURVEY MONUMENT IS LOCATED, CONTRACTOR WILL, AT HIS OWN EXPENSE, HAVE THE CITY SURVEY SECTION ADJUST THE MONUMENT COVER TO THE NEW GRADE UNLESS OTHERWISE SPECIFIED. REFER TO SECTION 4 OF SPECIFICATIONS.
- 3 THE SPECIFICATIONS USED FOR THIS PROJECT ARE THE CITY OF ALBUQUERQUE STANDARD SPECIFICATIONS FOR PUBLIC WORKS CONSTRUCTION, 1986 EDITION, UPDATE NO. 7.
- 4 ALL NEW MANHOLES SHALL BE TYPE "E" (COA DWG. 2102) UNLESS OTHERWISE NOTED ON THE PLANS.
- 5 THE CONTRACTOR WILL BE RESPONSIBLE FOR DISPOSING OF ALL DEBRIS, INCLUDING, BUT NOT LIMITED TO HAZARDOUS WASTE AT DISPOSAL SITES APPROVED BY GOVERNMENTAL AGENCIES REGULATING THE DISPOSAL OF SUCH MATERIALS.
- 6 ALL WATER VALVE BOXES AND MANHOLES IN THE STREET CONSTRUCTION ARE TO BE ADJUSTED TO FINISH GRADE AND WILL BE MEASURED AND PAID PER EACH.
- 7 SUBGRADE PREPARATION UNDER SIDEWALKS AND DRIVE PADS, AND SUBGRADE AND SUBBASE PREPARATION UNDER CURB AND GUTTER IS CONSIDERED INCIDENTAL TO THE CONSTRUCTION OF SUCH, AND NO DIRECT PAYMENT SHALL BE MADE FOR THOSE ITEMS OF WORK.
- 8 THE CONTRACTOR WILL REPLACE ANY STRIPPING THAT HAS BEEN RUINED OR REMOVED IN THE COURSE OF CONSTRUCTION.
- 9 ALL EXCAVATION WILL BE GOVERNED BY FEDERAL, STATE AND LOCAL LAWS, RULES, AND REGULATIONS CONCERNING CONSTRUCTION SAFETY AND HEALTH.
- 10 ALL SIGNS AND CODING WILL BE IN ACCORDANCE WITH THE "MANUAL OF UNIFORM TRAFFIC CONTROL DEVICES FOR STREETS AND HIGHWAYS" CURRENT EDITION PUBLISHED BY THE U.S. DEPARTMENT OF TRANSPORTATION.
- 11 THE CONTRACTOR IS TO EXERCISE CARE TO AVOID DISTURBING ANY EXISTING UNDERGROUND UTILITIES. IT WILL BE HIS RESPONSIBILITY TO COORDINATE WITH THE UTILITY COMPANIES IN ORDER TO PREVENT ANY SERVICE DISRUPTION. SEE SECTION 18 "UTILITIES", CITY OF ALBUQUERQUE, STANDARD SPECIFICATIONS FOR CONTRACTOR REQUIREMENTS.
- 12 WHEN ABUTTING NEW PAVEMENT TO EXISTING INTERSECTING STREETS, SAW CUT EXISTING PAVEMENT TO A STRAIGHT LINE AND AT RIGHT ANGLES AND REMOVE ANY
- 13 ALL GAS VALVES, GAS MANHOLES, ELECTRICAL MANHOLES, TELEPHONE MANHOLES, AND UTILITY POLES WILL BE ADJUSTED TO GRADE BY EACH UTILITY COMPANY. CONTRACTOR WILL COORDINATE THROUGH CITY UTILITY COORDINATOR.
- 14 WHEN REMOVAL OF EXISTING CURB AND GUTTER OR SIDEWALK IS REQUIRED, REMOVE BACK TO NEAREST SUITABLE JOINT UNLESS OTHERWISE DIRECTED BY THE CITY FIELD ENGINEER.
- 15 THE CONTRACTOR WILL NOTIFY THE NEW MEXICO ONE CALL SYSTEM 260-1990 TWO (2) WORKING DAYS PRIOR TO COMMENCING WORK IN NEW AREAS.
- 16 CONTRACTOR WILL MAKE ALL WATER VALVES AND MANHOLES ACCESSIBLE TO THE CITY AT ALL TIMES.
- 17 CONTRACTOR WILL PLACE BITUMINOUS MATERIAL WITH THE USE OF A LAYDOWN MACHINE WHERE PAVEMENT IS 8 FEET IN WIDTH OR WIDER.
- 18 ALL SUBGRADE AND SUBBASE MATERIAL ENCOUNTERED IN PAVEMENT REMOVAL AND REPLACEMENT THAT IS DETERMINED BY THE FIELD ENGINEER TO MEET THE SPECIFICATIONS, CAN BE REUSED. HOWEVER, THE MATERIAL WILL BE PROCESSED AND COMPACTED TO MEET MOISTURE CONTENT AND PERCENT COMPACTION REQUIRED BY THE SPECIFICATIONS.
- 19 CONTRACTOR WILL NOT PAVE OVER ANY SURFACE FEATURE, I.E., GAS VALVE, MANHOLE COVER, ETC. WITHOUT PRIOR APPROVAL FROM THE CITY FIELD ENGINEER.
- 20 CONTRACTOR WILL CONFINE HIS WORK WITHIN THE CONSTRUCTION EASEMENT LIMITS AND/OR RIGHT-OF-WAY, OR PROVIDE COPIES OF AGREEMENTS WITH ADJACENT LANDOWNERS TO THE CITY OF ALBUQUERQUE.
- 21 ALL WATER VALVES AND FIRE HYDRANTS REMOVED TO BE SALVAGED AND RETURNED TO THE C.O.A.
- 22 MINIMUM BOTTOM WIDTH OF TRENCHES FOR RIGID PIPE SHALL BE EQUAL TO THE OUTSIDE DIAMETER PLUS 16 INCHES. BEDDING MATERIAL SHALL BE CLASS II, III, OR IV UNLESS OTHERWISE SPECIFICALLY NOTED ON THE PLANS.
- 23 MINIMUM BOTTOM WIDTH OF TRENCHES FOR NON-RIGID PIPE SHALL BE EQUAL TO THE OUTSIDE DIAMETER PLUS 12 INCHES. BEDDING MATERIAL SHALL BE CLASS I, II, OR III.
- 24 THE CONTRACTOR AGREES TO TAKE NECESSARY SAFETY PRECAUTIONS AS REQUIRED BY FEDERAL, STATE AND LOCAL AUTHORITIES TO PROTECT PEDESTRIAN AND VEHICULAR TRAFFIC IN THE CONSTRUCTION AREA, WHICH INCLUDE BUT ARE NOT LIMITED TO, MAINTAINING ADEQUATE WARNING SIGNS, BARRICADES, LIGHTS, GUARD FENCES, WALKS AND BRIDGES.
- 25 ALL STRUCTURAL CONCRETE WILL BE 3000 PSI UNLESS OTHERWISE NOTED ON PLANS.
- 26 ALL REINFORCING STEEL WILL BE GRADE 60.

- 27 ALL EXPOSED EDGES ON CAST-IN-PLACE CONCRETE STRUCTURES WILL HAVE A 1" CHAMFER UNLESS OTHERWISE NOTED.
- 28 ALL SPLICES IN REINFORCING STEEL TO BE 2-FOOT 6-INCH MINIMUM UNLESS OTHERWISE NOTED.
- 29 PRIOR TO CONSTRUCTION, THE CONTRACTOR WILL EXCAVATE AND VERIFY THE HORIZONTAL AND VERTICAL LOCATIONS OF ALL POTENTIAL CONFLICTING UTILITIES. SHOULD A CONFLICT EXIST BETWEEN THE FIELD INFORMATION AND THE PLANS, THE CONTRACTOR WILL NOTIFY THE FIELD ENGINEER SO THE CONFLICT CAN BE RESOLVED WITH MINIMUM AMOUNT OF DELAY.
- 30 THE REPLACEMENT OF THE EXISTING UTILITIES AND THE INSTALLATION OF NEW UTILITY LINES WILL BE COMPLETED IN ADVANCE OF STARTING THE PAVEMENT WORK. TEMPORARY PAVEMENT WILL BE PLACED IN ALL TRENCHES REQUIRED FOR THE UTILITY REPLACEMENTS IN THOSE AREAS THAT MUST MAINTAIN TRAFFIC UNTIL THE FINAL PAVEMENT WORK STARTS IN EACH AREA. TEMPORARY STRIPING SHALL BE THE CONTRACTOR'S RESPONSIBILITY. MAINTENANCE OF THE TEMPORARY PAVING AND STRIPING WILL BE AT THE CONTRACTOR'S EXPENSE.
- 31 TACK COAT FOR SURFACE COURSE REQUIREMENTS WILL BE DETERMINED BY THE FIELD ENGINEER.
- 32 THE CONTRACTOR WILL CONTACT THE CITY OF ALBUQUERQUE TRAFFIC DIVISION 857-8025, ONE (1) WEEK IN ADVANCE OF ANY CHANGES REQUIRED IN THE TRAFFIC SIGNALIZATION OF THIS PROJECT. ALL WORK ASSOCIATED WITH NEW TRAFFIC SIGNALIZATION SHALL BE THE RESPONSIBILITY OF THE CONTRACTOR.
- 33 ALL NEW STREET PAVING, DRIVEWAYS, SIDEWALKS, AND CURB AND GUTTERS, ABUTTING EXISTING AREAS SHALL MATCH THE ELEVATION OF THOSE AREAS.
- 34 PERMANENT PAVEMENT STRIPING AND MARKINGS WILL BE PLACED BY THE CONTRACTOR. ROAD SHALL NOT BE OPENED TO TRAFFIC UNTIL IT IS STRIPED. ALL STRIPING, PAVEMENT MARKINGS INCLUDING CROSSWALKS, ARROWS AND LINE MARKINGS ARE TO BE CONSTRUCTED OF HOT PLASTIC OR COLD PLASTIC IN ACCORDANCE WITH THE MANUAL OF UNIFORM TRAFFIC CONTROL DEVICES.
- 35 ALL EXCAVATED MATERIAL THAT IS NOT REQUIRED TO BE REUSED MUST BE REMOVED FROM THE PROJECT AREA WITHIN FOUR DAYS OF EXCAVATION. SPOIL PILES WILL BE ALLOWED ONLY AS DIRECTED BY THE CITY FIELD ENGINEER.
- 36 THE CONTRACTOR WILL COORDINATE THE CONSTRUCTION ACTIVITIES WITH ALL OTHER CONTRACTORS AND UTILITY COMPANIES WORKING IN THE SAME AREA. THE CONTRACTOR MAY BE REQUIRED TO RESCHEDULE THEIR ACTIVITIES TO ALLOW UTILITY CREWS TO PERFORM THEIR REQUIRED WORK. NO ADDITIONAL COMPENSATION WILL BE ALLOWED FOR DELAYS OR INCONVENIENCE CAUSED BY UTILITY COMPANY WORK CREWS. A CONTRACT EXTENSION MAY BE ALLOWED AS DELINEATED IN CITY OF ALBUQUERQUE STANDARD SPECIFICATIONS.
- 37 ALL CONSTRUCTION EASEMENTS ON PRIVATE PROPERTY WILL BE OBTAINED BY THE CITY OF ALBUQUERQUE PRIOR TO THE BEGINNING OF CONSTRUCTION.
- 38 EXISTING MEDIAN CURB AND GUTTER AND STANDARD CURB AND GUTTER, NOT DISTURBED BY CONTRACTOR, BUT OUT OF ALIGNMENT, DISPLACED VERTICALLY, BADLY
- 39 ALL TRAFFIC CONTROL DEVICES REQUIRED FOR DRIVEWAY CLOSURES, UTILITY CONSTRUCTION OR FOR OTHER REASONS AND NOT SHOWN ON THE SIGNING PLANS WILL BE FURNISHED BY THE CONTRACTOR AND WILL BE PAID AS SPECIFIED IN THE TECHNICAL SPECIFICATIONS AND BID PROPOSAL. PRIOR TO PLACING THE TRAFFIC CONTROL DEVICES, THE CONTRACTOR WILL NOTIFY THE AFFECTED OWNERS IN ACCORDANCE WITH THE SPECIFICATIONS. CONTRACTOR MUST MAKE PROVISIONS TO PROVIDE ACCESS TO PROPERTIES. REFER TO SECTION 19 OF THE SPECIFICATIONS.
- 40 ALL UTILITY LINES WHICH ARE NOT SPECIFICALLY DESIGNATED TO BE REMOVED AND REPLACED ON THE PLANS, WILL BE MAINTAINED IN SERVICE. SHORING, SHEETING AND OTHER MEANS OF SUPPORT SHALL BE EMPLOYED BY THE CONTRACTOR TO PREVENT DAMAGE OR LOSS OF THESE EXISTING UTILITIES AND THESE SHORING, SHEETING, AND SUPPORTS ARE CONSIDERED INCIDENTAL TO THIS PROJECT. BEAM AND CABLE OR OTHER ADEQUATE SUPPORTS WILL BE USED FOR TEMPORARY SUPPORT OF ALL UTILITY LINES WHICH CROSS THE TRENCH. ANY DAMAGE TO EXISTING UTILITIES WILL PROMPTLY BE REPAIRED AT THE CONTRACTOR'S EXPENSE. THE CONTRACTOR WILL NOTIFY THE ENGINEER IMMEDIATELY OF ANY SIGNIFICANT DEVIATION OF EXPOSED UTILITIES FROM THE LOCATIONS SHOWN ON THE PLANS SO THAT CONFLICTS CAN BE RESOLVED IN A TIMELY MANNER.
- 41 THE CONTRACTOR WILL ASSUME RESPONSIBILITY FOR ANY DAMAGE TO EXISTING COA INFRASTRUCTURE (C & G, PAVING, ETC.) DURING CONSTRUCTION, APART FROM THOSE SECTIONS INDICATED FOR REMOVAL ON THE PLANS, AND WILL REPAIR OR REPLACE SAME AT HIS OWN EXPENSE. HE WILL SUITABLY PROTECT THE CURB AND GUTTER FROM INCIDENTAL SPLASHING DURING THE TACK COAT APPLICATION AND WILL BE RESPONSIBLE FOR CLEANING SAME AT HIS OWN COST SHOULD SPLASHING OCCUR.
- 42 ALL INTERFERING PORTIONS OF ABANDONED UTILITY LINES WHICH ARE EXPOSED AS A RESULT OF CONSTRUCTION WILL BE REMOVED AND DISPOSED OF BY THE CONTRACTOR.
- 43 STATIONS OF STORM DRAIN INLETS ARE TO THE CENTER OF GRATE. ALL STORM DRAIN INLETS WILL BE TYPE "A" UNLESS OTHERWISE NOTED ON THE PLANS.
- 44 SHORING COSTS WILL BE CONSIDERED INCIDENTAL TO THE TRENCH AND BACKFILL COSTS.
- 45 THE CONTRACTOR WILL BE RESPONSIBLE FOR SECURING NPDES PERMITS REQUIRED BY APPLICABLE CITY, STATE, AND FEDERAL REGULATIONS.
- 46 ALL STORM DRAIN AND CONNECTOR PIPE WILL BE CLASS IV REINFORCED CONCRETE PIPE UNLESS OTHERWISE NOTED ON THE PLANS.
- 47 THE TERM REMOVE USED IN THIS PLAN SET INCLUDES THE DISPOSAL OF SAID MATERIAL IN ACCORDANCE WITH CITY OF ALBUQUERQUE SPECIFICATIONS, LATEST EDITION.
- 48 CONTRACTOR WILL SURVEY AND LOG EXISTING ELEVATIONS OF CURB-AND-GUTTER, SIDEWALK, AND PAVEMENT WHICH WILL BE REMOVED FOR CONSTRUCTION OF IMPROVEMENTS. CONTRACTOR WILL REPLACE REMOVED CURB-AND-GUTTER, SIDEWALK, DRIVE PADS, AND PAVEMENT TO ELEVATIONS PRIOR TO REMOVAL UNLESS OTHERWISE INDICATED ON THE PLANS.


- 49 CONTRACTOR WILL CONSTRUCT TEMPORARY ASPHALT PAVEMENT AS DIRECTED BY THE FIELD ENGINEER TO PROVIDE ACCESS TO LOCAL BUSINESS, ETC. TEMPORARY PAVEMENT SHALL BE REMOVED AND DISPOSED OF PRIOR TO PLACEMENT OF FULL WIDTH PAVEMENT SECTION. TEMPORARY PAVING SHALL BE PER COA STD. DWG. 2415 AND PAID FOR PER COA STD. SPECIFICATIONS.
- 50 ALL CLASSES OF SEEDING SHALL BE DRY LAND MIX PLACED AT 1.5 LBS/1000 S.F. WITH FERTILIZER 21-12-12 PLACED AT 5 LBS/1000 S.F.
- 51 ALL ASPHALTIC CONCRETE SHALL BE MINIMUM 1800 LB. STABILITY AND COMPACTED TO 95% MODIFIED MARSHALL DENSITY UNLESS OTHERWISE NOTED ON THE PLANS.
- 52 ANY WORK OCCURRING WITHIN AN ARTERIAL ROADWAY REQUIRES TWENTY-FOUR (24) HOUR CONSTRUCTION.
- 53 ALL EXCAVATION, TRENCHING AND SHORING ACTIVITIES MUST BE CARRIED-OUT IN ACCORDANCE WITH OSHA 29 CFR 1926.650 SUBPART P.
- 54 THE CONTRACTOR SHALL BE RESPONSIBLE FOR TIMING AND COORDINATION OF WATER SHUTOFF AT LEAST SEVEN (7) WORKING DAYS PRIOR TO CONSTRUCTION. CONTRACTOR SHALL CONTACT THE WATER SYSTEMS DIVISION, 857-8200, TO INITIATE IMPLEMENTATION OF THE NON-PRESSURIZED CONNECTION PLAN.
- 55 FOR STORM DRAIN CONSTRUCTION, RCP PIPE JOINTS SHALL NOT BE GROUTED PRIOR TO FINAL INSPECTION. FINAL INSPECTION WILL DETERMINE JOINTS TO BE GROUTED FOR FINAL ACCEPTANCE OF THE CONSTRUCTION.
- 56 CONTRACTOR SHALL MAINTAIN A GRAFFITI-FREE WORK SITE. CONTRACTOR SHALL PROMPTLY REMOVE ANY AND ALL GRAFFITI FROM EQUIPMENT, WHETHER PERMANENT OR TEMPORARY.
- 57 CONTRACTOR SHALL ERECT TEMPORARY CHAIN LINK CONSTRUCTION FENCE. SUCH FENCE SHALL BE MAINTAINED THROUGHOUT THE DURATION OF THE CONSTRUCTION PERIOD AND REMOVED ONLY UPON FINAL ACCEPTANCE OF THE PROJECT BY THE CITY.
- 58 QUANTITIES PROVIDED ON THE PLANS ARE FOR THE CONTRACTOR'S CONVENIENCE ONLY. PLANS SHALL TAKE PRECEDENCE IN ALL CASES.

REMARKS		DATE		ENGINEER'S SEAL		SURVEY INFORMATION FIELD NOTES		BENCH MARKS		AS BUILT INFORMATION	
NO.	BY:					NO.	BY:			CONTRACTOR	DATE
										STAMPED BY	DATE
										SYSTEMS ACCEPTANCE BY	DATE
										FIELD VERIFICATION BY	DATE
										CONTRACTOR'S CORRECTION BY	DATE
										MICRO-FILM INFORMATION	
										RECORDED BY	DATE



REVISIONS

DESIGNED BY:  
DRAWN BY:DAY  
CHECKED BY: OKF



**CITY OF ALBUQUERQUE**  
DEPARTMENT OF MUNICIPAL DEVELOPMENT  
Park Design & Construction Division

**TITLE:**  
**TOM COOPER PARK**  
**PLAY EQUIPMENT REPLACEMENT**  
**GENERAL NOTES**

Design Review Committee	City Engineer Approval	LAST DESIGN UPDATE	Mo./Day/Yr.	Mo./Day/Yr.

Project #	790691	Zone Map	K-12	Sheet 2 of 4
-----------	--------	----------	------	--------------

**RECORD DRAWING**

**THIS RECORD DRAWING HAS BEEN PREPARED, BASED UPON INFORMATION FURNISHED BY THE CONTRACTOR. THE DESIGN PROFESSIONAL HAS NOT INDEPENDENTLY REVIEWED THE ACCURACY OF THE INFORMATION PROVIDED. THESE RECORD DRAWINGS ACCURATELY DEPICT THE FIELD CHANGES WHICH WERE REPORTED BY THE CONTRACTOR.**

FINAL FOR CONSTRUCTION

TOM COOPER PARK  
PLAY EQUIPMENT REPLACEMENT

Project # 790691

X


RECORD DRAWINGS  
OCTOBER 7, 2008





THIS RECORD DRAWING HAS BEEN PREPARED, BASED UPON INFORMATION FURNISHED BY THE CONTRACTOR. THE DESIGN PROFESSIONAL HAS NOT INDEPENDENTLY REVIEWED THE ACCURACY OF THE INFORMATION PROVIDED. THESE RECORD DRAWINGS ACCURATELY DEPICT THE FIELD CHANGES WHICH WERE REPORTED BY THE CONTRACTOR.





City of Albuquerque  
Martin J. Chavez, Mayor

Department of Municipal Development  
John R. Castillo, P.E., Director

### Project Information Form

Date: 07/26/07  
Subject: Tom Cooper Park  
As of (date):  
Project ID#: 790691  
Name of Facility: Tom Cooper Park/Play Area Renovation  
Address: 305 Osage Rd SW  
Albuquerque, NM 87105  
CD: 3  
Park Zoning: RA-1

☐ Developed ☒ Renovation

#### Detailed Park Summary Information:

Total Park Acreage: .204 - play area

Acres Developed or Renovated: .204 - play area

Acres of Irrigated Turf: 545 SF TURF REMOVED

Warm Season: n/a

#### Description of Project

Park property developed as per approved plans and City of Albuquerque specifications. Play area renovation. Removal of existing play equipment, sand and railroad ties. Installation of new edger wall, play equipment, wood fibers, ADA accessible handicap ramp and concrete pads for picnic table and bench. Existing planter bed area to remain.

Effective date: 07/26/07

NO MORE CHARGES for new water, electric and gas

...will be accepted by the contractor: City of Albuquerque, Class II Crews

...are to occur against activity numbers: 7294130

Water Meter Reading: n/a	Electric Meter Reading: n/a	Gas Meter Reading: n/a
Water Meter Number: n/a	Electric Meter Number: n/a	Gas Meter Number: n/a

#### Project Name: Tom Cooper Park/Play Area Renovation

Amenities	Total Existing	# Removed	# Added	Current Total
Backstops				
Baseball Fields (Lit)				
Basketball Courts (Full)				
Basketball Courts (Half)				
BBQ Grills		1		0
Benches	2	1	0	1
Bike Racks				
Bleachers				
Concrete Sidewalks	0	0	61.5 lf	61.5 lf
Crusher Fines/Trail/Distance				
Diggers				
Exercise Stations				
Fence(LF/Height)				
Chain Link Fence				
Modular Skate Facility				
Mutt Mitt Box				
Parking Spaces				
Parking Spaces (ADA)				
Pedestrian Bridge				
Picnic Tables	1	1	1	1
Play Areas	1	1	1	1
Play Structures (2 to 5 yrs)	0	0	1	1
Play Structures (5 to 12 yrs)	1	1	1	1
Pools (Indoor)				
Pools (Outdoor)				
Recreation Fields				
Shade Structures				
Skate Area				
Softball Fields (Lit)				
Softball Fields (Unlit)				
Tennis Courts (Lit)				
Tennis Courts (Unlit)				
Trash Receptacles	1	1	1	1
Turf Acres				
Visitors Center				
Volleyball Courts				
Walking Paths(LF)				
Youth Baseball Fields				
Stone Paving				
Tetherball Post				

#### Warranty and Vendor Information:

The following is a listing of all labor, vendors and product warranties pertaining to project: **Tom Cooper Park/Play Area Renovation.**

During the first year all calls regarding warranty information will go to the contractor. After one year calls regarding warranty go directly to the vendor.

Contractor: City of Albuquerque, Class II Crews Contact Name: John A. Casados Phone: (505) 857-8664 Warranty: 1 yr. One (1) year labor and materials	
Landscape Architect of Record: Colleen K. Frenz Address: CABQ, P.O. Box 1293, Alb., NM, 87103 Phone: (505) 768-3826 Email: cfrenz@cabq.gov	Play Equipment Inspection & Audit Information Vendor: PlaySafe, LLC Phone: (505) 899-9532 Inspector: Sam DeFillippo Inspection Date: 07/18/07
Vendor: Exerplay, Inc. Phone: (505) 281-0151 Application: Landscape Structures Site Furnishings Product: Play Structure Model#: #403 Playsense Manufacture warranty: 1 yr.	Vendor: Exerplay, Inc. Phone: (505) 281-0151 Application: Landscape Structures Site Furnishings Product: Single Post Swing 2place unswung chain toddler swing single Model#: LSI 122837A, LSI 151852A Manufacture warranty: 1 yr.
Vendor: Exerplay, Inc. Phone: (505) 281-0151 Application: Dumor Site Furnishings Product: 4-Seat Picnic Table Black frame cedar slats Model#: 63-128 32PLR/S1 Manufacture warranty: 1 yr.	Vendor: Exerplay, Inc. Phone: (505) 281-0151 Application: Dumor Site Furnishing Product: 6' Bench black frame cedar slats Model#: 103-60PLC/S2 Manufacture warranty: 1 yr.
Vendor: McClintock Metals Phone: (909) 665-1697 Application: McClintock Metals Site Furnishings Product: Trash Receptacles green Model#: RSO 25, 32 gallon Manufacture warranty: 1 yr.	Vendor: Phone: Application: Product: Model#: Manufacture warranty: 1 yr.
Vendor: Phone: Application: Product: Model#: Manufacture warranty: 1 yr.	Vendor: Phone: Application: Product: Model#: Manufacture warranty: 1 yr.

#### Other amenities:

The DMD, Project Manager from Park Design and Construction Division for this Capital Project,  
**Tom Cooper Park/Play Area Renovation.**  
(project name)

- ☐ John Casados  
☒ David Flores  
☐ Colleen Frenz

#### Other Documents:

- ☐ Punchlist complete date: \_\_\_\_\_  
☐ Water bill showing paid  
☐ Electric bill showing paid  
☐ Irrigation water audit  
☐ Backflow Prevention audit/Aest  
☒ Playground audit  
☐ Record drawings  
☐ Red line markups  
☐ CD (3 copies)  
☐ 11"x17" laminated irrigation layout plan and irrigation schedule  
☐ Manuals/maintenance documents  
☐ Lights  
☐ Play equipment  
☐ Site furnishings  
☐ Shade structure engineered drawings  
☐ Maintenance kits  
☐ Keys (gates, trash receptacles, information boards, electrical boxes, controllers, hotboxes, mutt mitts)  
☐ Tools  
☐ Touch up paint  
☐ Assembly instructions:  
☐ Benches  
☐ Tables  
☐ Play structures  
☐ Shade structures

#### Email copies to:

jayhart@cabq.gov, szuschlag@cabq.gov, gyoung@cabq.gov, cfrenz@cabq.gov, jcasados@cabq.gov, rlofstrom@cabq.gov, jeffnhart@cabq.gov, Rgabaldon@cabq.gov, Jdunn@cabq.gov, DFlores@cabq.gov, emsandoval@cabq.gov

#### RECORD DRAWING

THIS RECORD DRAWING HAS BEEN PREPARED, BASED UPON INFORMATION FURNISHED BY THE CONTRACTOR. THE DESIGN PROFESSIONAL HAS NOT INDEPENDENTLY REVIEWED THE ACCURACY OF THE INFORMATION PROVIDED. THESE RECORD DRAWINGS ACCURATELY DEPICT THE FIELD CHANGES WHICH WERE REPORTED BY THE CONTRACTOR.

**CITY OF ALBUQUERQUE**  
DEPARTMENT OF MUNICIPAL DEVELOPMENT  
Park Design & Construction Division

#### TITLE: TOM COOPER PARK PLAY EQUIPMENT REPLACEMENT PROJECT INFORMATION FORMS

Design Review Committee	City Engineer Approval	DATE	Mo./Day/Yr.	Mo./Day/Yr.
Project # 790691	Zone Map K-12			Sheet 4 of 4

RECORD DRAWINGS  
OCTOBER 7, 2008

Project # 790691

TOM COOPER PARK  
PLAY EQUIPMENT REPLACEMENT

FINAL FOR CONSTRUCTION