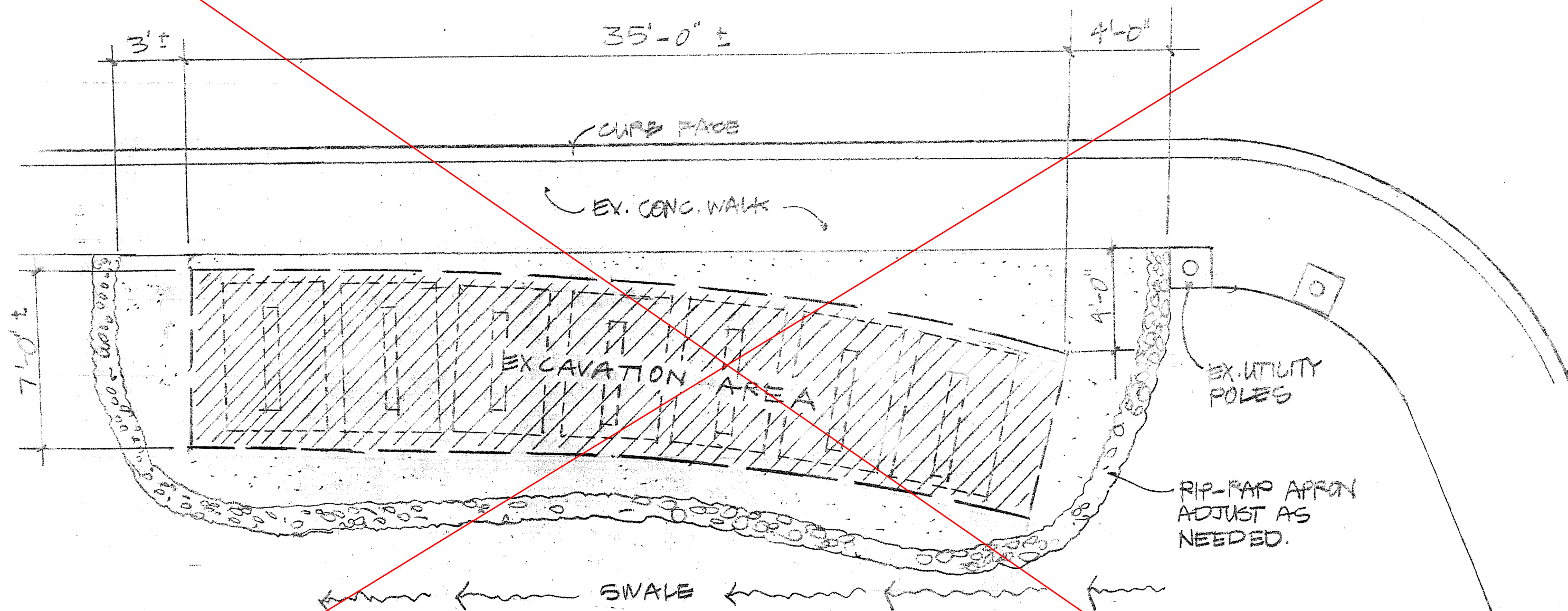


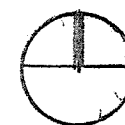
SEE REVISED SHEET

AVENIDA CESAR CHAVEZ



NOTES:

1. Remove top 4" of existing gravel area and set aside for backfilling.
2. Excavate 7' x 35' long x 15" deep trench, compact and level pad for sculpture placement.
3. After sculpture placement (by others), backfill aggregate base course, compact and pitch sub-grade at 2% away from sidewalk edge. Provide 4" clear to walk finish grade.
4. Apply weed barrier fabric around all sculptures and exposed surface areas.
5. Apply 3" compact grey crusher fines surface. Provide 1" clear below sidewalk finish grade.
6. Adjust graded rip-rap apron as-needed. Compact into position.
7. Sweep, rake and clean project area of debris.



CESAR CHAVEZ PLAZA SCULPTURE PLACEMENT / EXCAVATION AREA

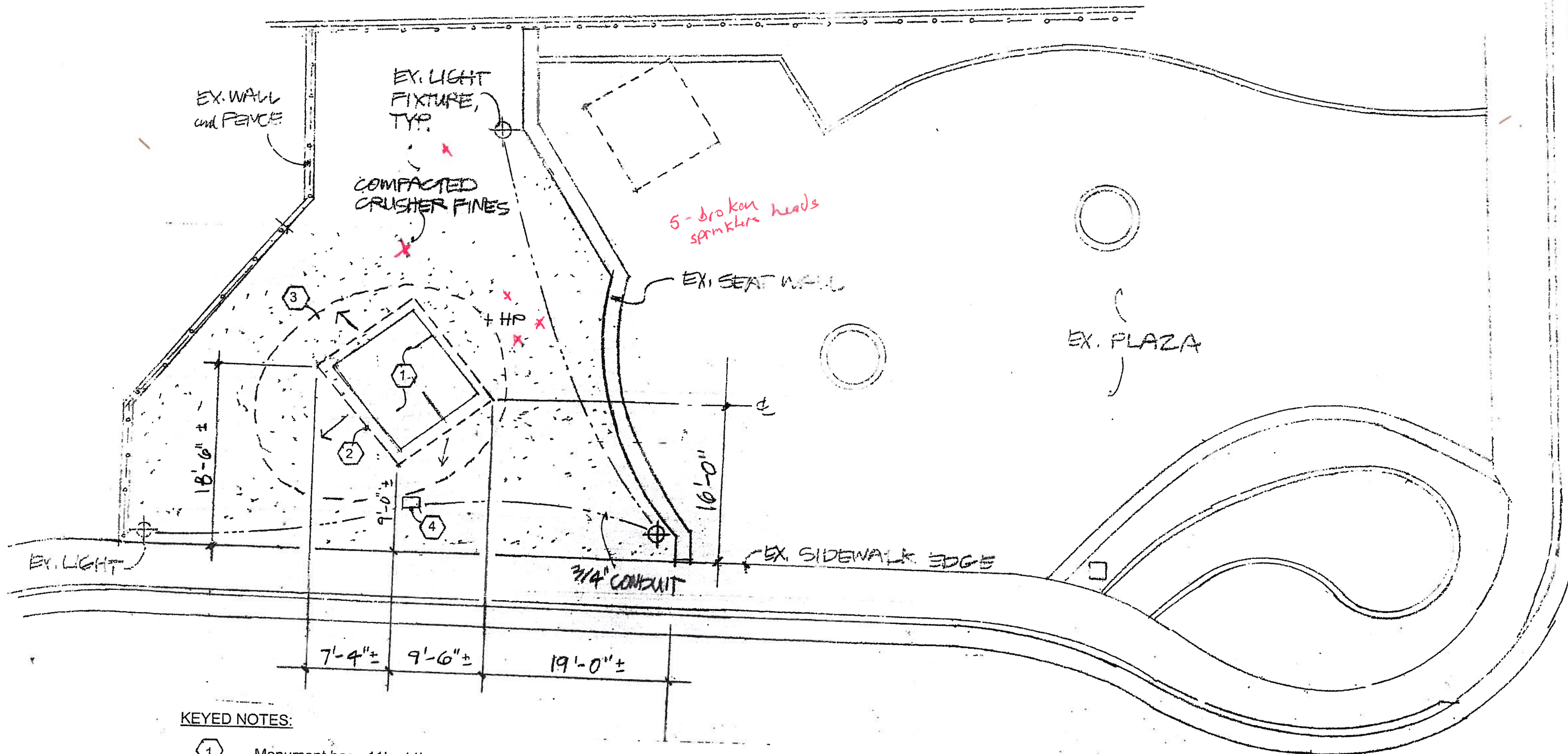
SW CORNER OF BROADWAY

City of Albuquerque
Department of Municipal Development
Capital Implementation Program

1/4" = 1'-0"

12-29-09

L1



KEYED NOTES:

- 1 Monument base 11' x 11' square. Flush to finish grade.
- 2 Top of compacted aggregate base footing, 13' x 13' square x 12" deep. ±
Taper slope 12:1 max. (2%) to meet existing grade. Field verify.
- 3 Bottom of tapered fill slope. Location may vary. Field verify.
- 4 Existing junction box to remain. Protect during construction. Adjust access to finish grade as needed.
- 5 Compacted grey crusher fines over weed barrier fabric. Blend smoothly to meet existing grade. Provide 1" clear below existing sidewalk finish grade.

CESAR CHAVEZ PLAZA
SCULPTURE PLACEMENT / EXCAVATION AREA

NW CORNER OF BROADWAY

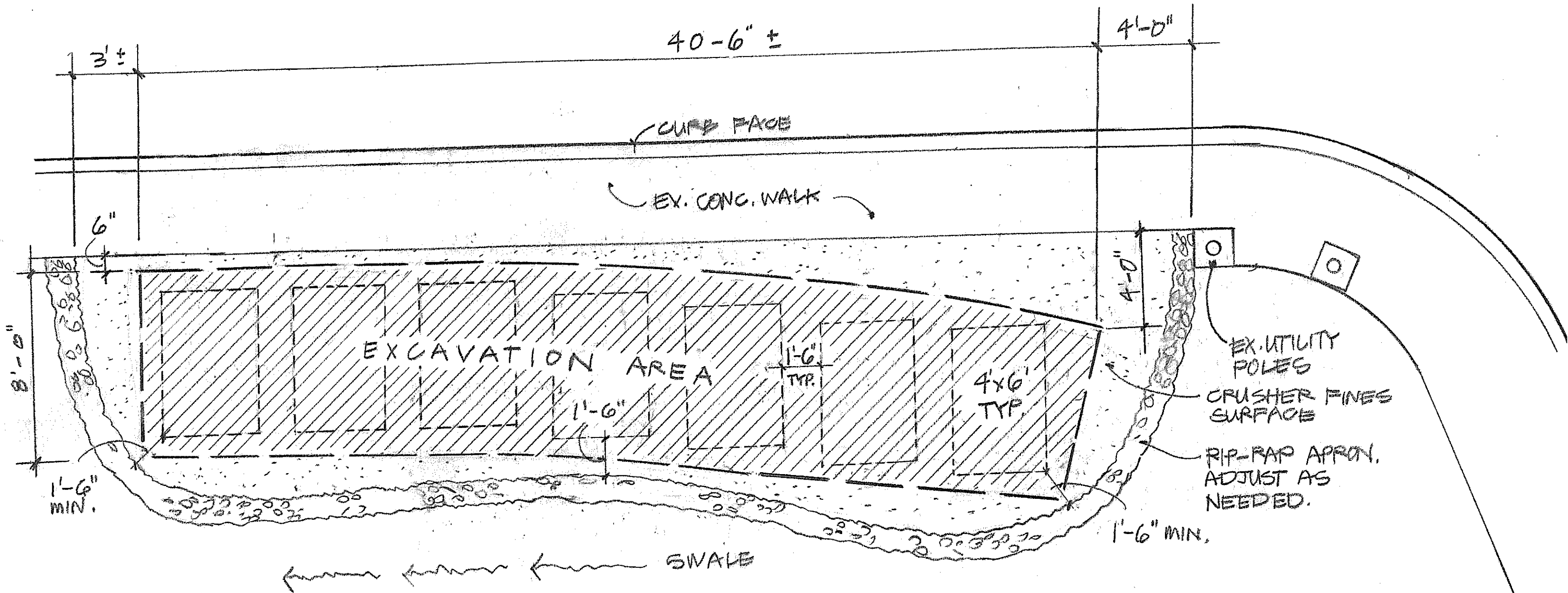
City of Albuquerque
Department of Municipal Development
Capital Implementation Program

1" = 10'

12-29-09

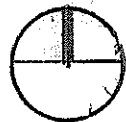
L3

AVENIDA CESAR CHAVEZ



NOTES:

1. Remove top 4" of existing gravel area and set aside for backfilling.
2. Excavate 8' x 40' long x 15" deep trench, compact and level pad for sculpture placement. Utilize excavated material to extend sculpture pad.
3. After sculpture placement (by others), backfill aggregate base course, compact and pitch sub-grade at 2% away from sidewalk edge. Provide 4" clear to walk finish grade.
4. Apply weed barrier fabric around all sculptures and exposed surface areas.
5. Apply 3" compact grey crusher fines surface. Provide 1" clear below sidewalk finish grade.
6. Adjust graded rip-rap apron as-needed. Compact into position.
7. Sweep, rake and clean project area of debris.



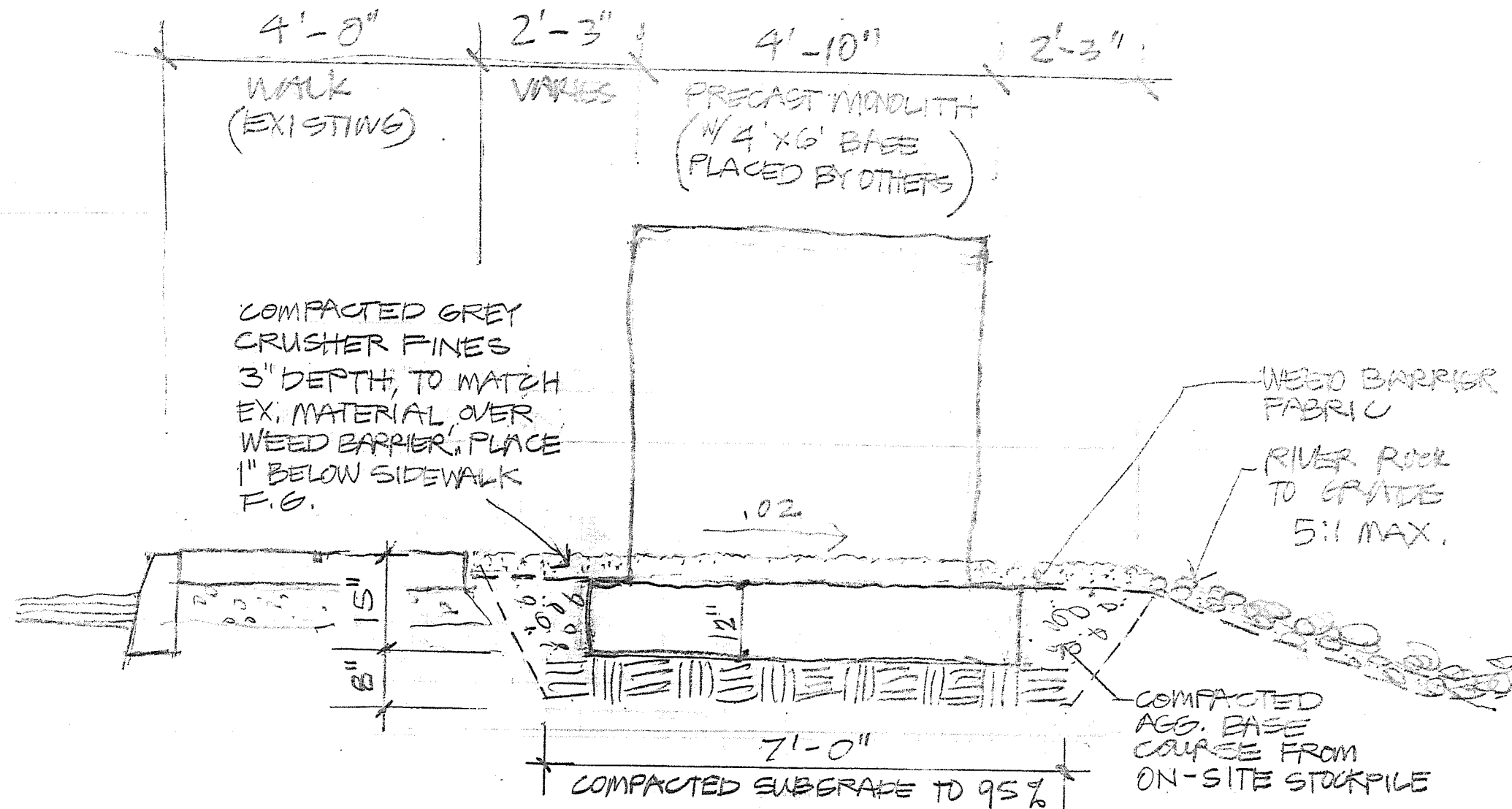
CESAR CHAVEZ PLAZA
SCULPTURE PLACEMENT / EXCAVATION AREA

SW CORNER OF BROADWAY

City of Albuquerque
Department of Municipal Development
Capital Implementation Program

1/4" = 1'-0"

Revised: 1-14-10

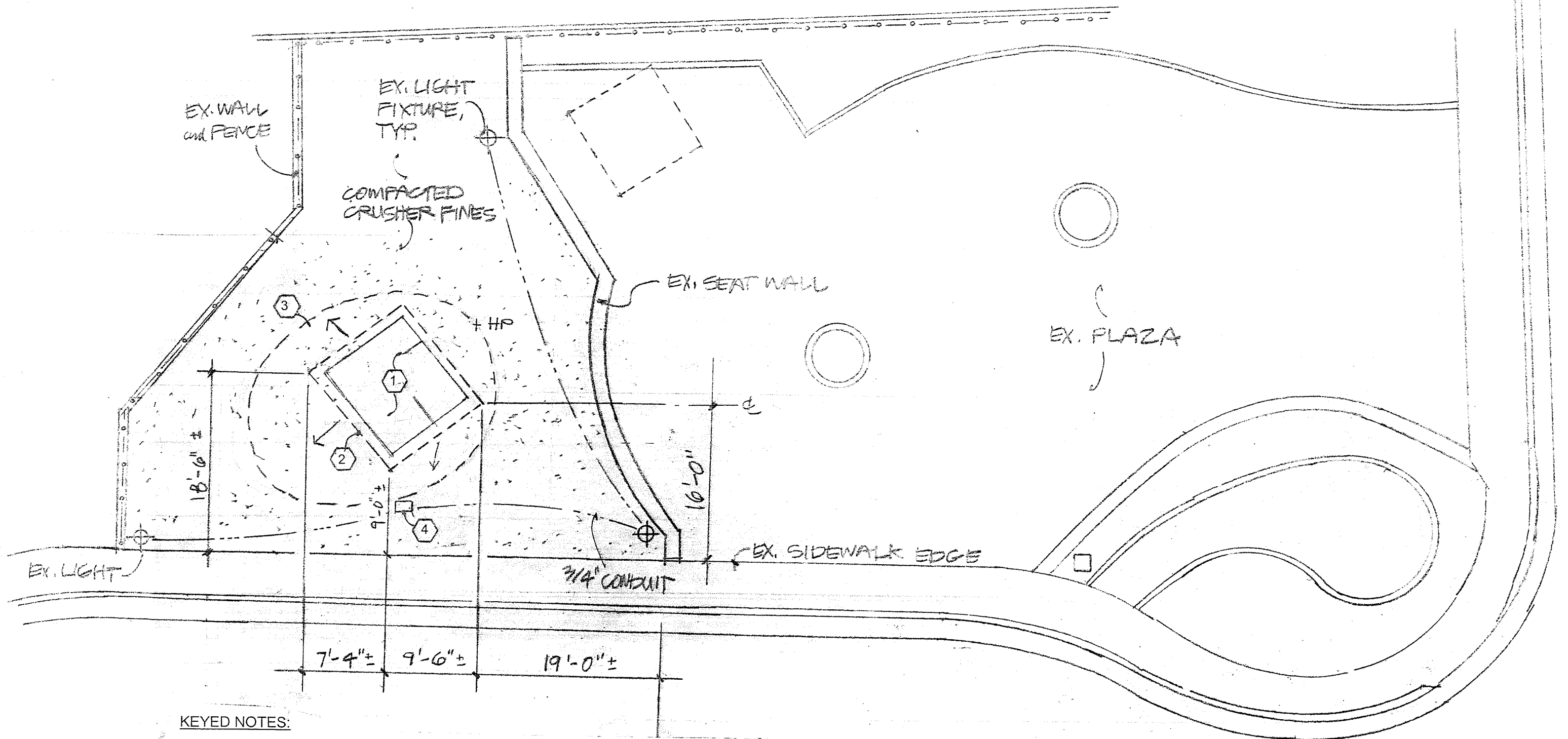


MONOLITH FOOTING SECTION

CESAR CHAVEZ PLAZA
SCULPTURE PLACEMENT / EXCAVATION AREA

SW CORNER OF BROADWAY

City of Albuquerque
Department of Municipal Development
Capital Implementation Program



KEYED NOTES:

- ① Monument base 11' x 11' square. Flush to finish grade.
- ② Top of compacted aggregate base footing, 13' x 13' square x 12" deep. \pm Taper slope 12:1 max. (2%) to meet existing grade. Field verify.
- ③ Bottom of tapered fill slope. Location may vary. Field verify.
- ④ Existing junction box to remain. Protect during construction. Adjust access to finish grade as needed.
- ⑤ Compacted grey crusher fines over weed barrier fabric. Blend smoothly to meet existing grade. Provide 1" clear below existing sidewalk finish grade.

CESAR CHAVEZ PLAZA
SCULPTURE PLACEMENT / EXCAVATION AREA

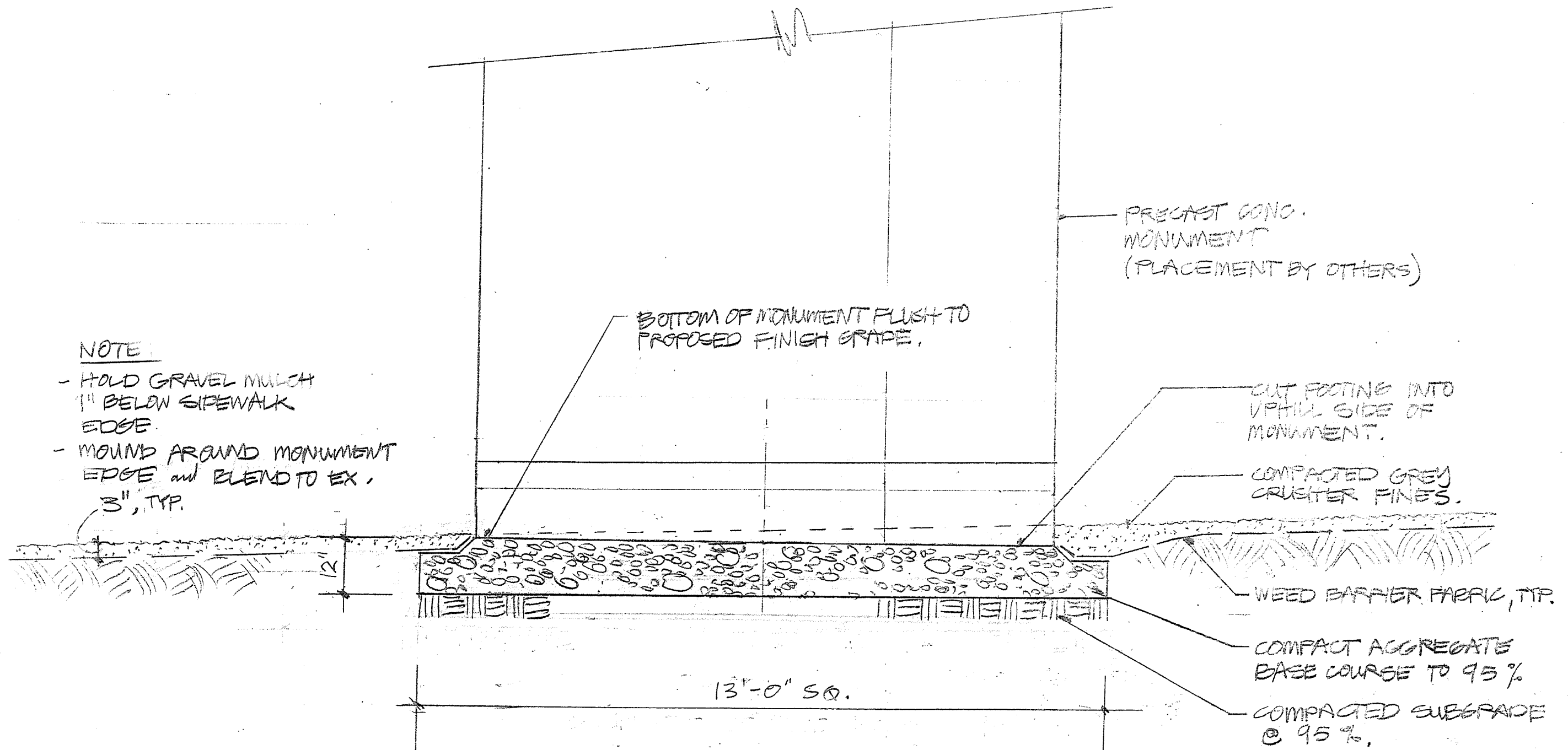
NW CORNER OF BROADWAY

City of Albuquerque
Department of Municipal Development
Capital Implementation Program

1" = 10'

12-29-09

L3



NOTES:

1. Remove existing gravel platform and dispose of material.
2. Locate and verify proposed monument location.
3. Excavate and place a 13' x 13' x 12" deep compacted aggregate base course to 95% so top of footing is 3" below finish grade.
4. After monument placing (by others), place weed barrier fabric to all exposed areas.
5. Add 3" compacted grey crusher fines and blend to existing. Mound up around monument as-needed to hide concrete footing. Provide 1" clear below existing sidewalk finish grade.
6. Sweep, rake and clean project area of debris.

CESAR CHAVEZ PLAZA
SCULPTURE PLACEMENT / EXCAVATION AREA

NW CORNER OF BROADWAY

City of Albuquerque
Department of Municipal Development
Capital Implementation Program