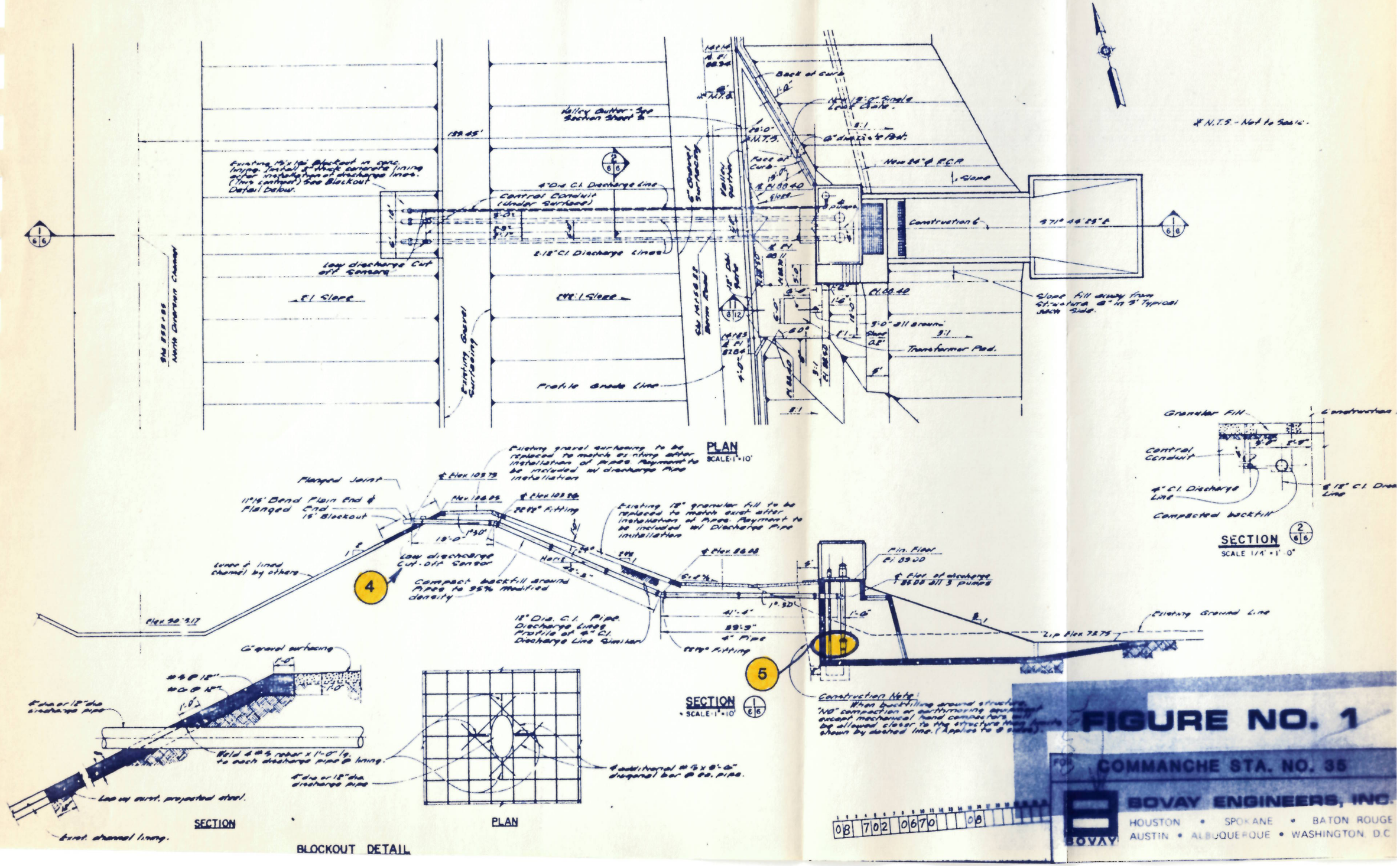
PLAN
SCALE: 1" = 10'
SECTION
SCALE 1/4" = 1'-0"
SECTION
SCALE: 1" = 10'
SECTION
PLAN
BLOCKOUT DETAIL
Construction Note
Existing Ground Line
Transformer Pad
Slope fill away from structure 6" in 3' typical each side.
Compacted backfill
Granular Fill
Control Conduit
4" C.I. Discharge Line
Low discharge Cut-off Corner
Compact backfill around Pipes to 95% modified density
Flanged Joint
11°19' Bend Plain End & Flanged End
15' Blockout
Existing gravel surfacing to be replaced to match existing after installation of pipes. Payment to be included w/ discharge pipe installation
Existing 18" granular fill to be replaced to match exist. after installation of pipes. Payment to be included w/ Discharge Pipe installation
Min. Floor El 89.00
Construction 6
Back of curb
Profile Grade Line
Existing Gravel Surfacing
Hallock Gutter
Control Conduit (Under Surface)
4" Dia C.I. Discharge Line
Low discharge Cut off Corner
El. Slope
Slope
Existing Gravel Surfacing
Hallock Gutter
Existing ditch blocked in order to install & thick concrete lining after installation of discharge lines. (Two Locations) See Blockout Detail below.
Hallock Gutter - See Section Sheet 2
Face of Curb
Back of curb
New 84" ø R.C.P.
Slope
Existing gravel surfacing to be replaced to match existing after installation of pipes. Payment to be included w/ discharge pipe installation
Flanged Joint
11°19' Bend Plain End & Flanged End
15' Blockout
Low discharge Cut-off Corner
Compact backfill around Pipes to 95% modified density
Existing 18" granular fill to be replaced to match exist. after installation of pipes. Payment to be included w/ Discharge Pipe installation
Min. Floor El 89.00
Existing Ground Line
18" Dia. C.I. Pipe Discharge Lines Profile of 4" C.I. Discharge Line Similar
Lined channel by others
Flex 90'-9.17
Flex 103.79
Flex 103.96
Flex 86.88
Flex 78.79
Flex of discharge 86.00 all 3 pumps
Construction Note
When backfilling around structure, "NO" compaction or earthmoving equipment except mechanical hand compactors will be allowed closer to the structure than shown by dashed line. (Applies to 6 sides).
Weld 4 ø 5 rebar x 1'-0" lg. to each discharge pipe & lining.
4" dia or 18" dia discharge pipe
4 additional ø 5 x 8'-0" diagonal bar @ 90. pipe.
Low ov. strut. projected steel.
Exist. channel lining.
6" gravel surfacing
4" dia or 18" dia discharge pipe
FIGURE NO. 1
FOR
COMMANCHE STA. NO. 35
BOVAY ENGINEERS, INC.
HOUSTON • SPOKANE • BATON ROUGE
AUSTIN • ALBUQUERQUE • WASHINGTON, D.C.
BOVAY
08 702 0670 09

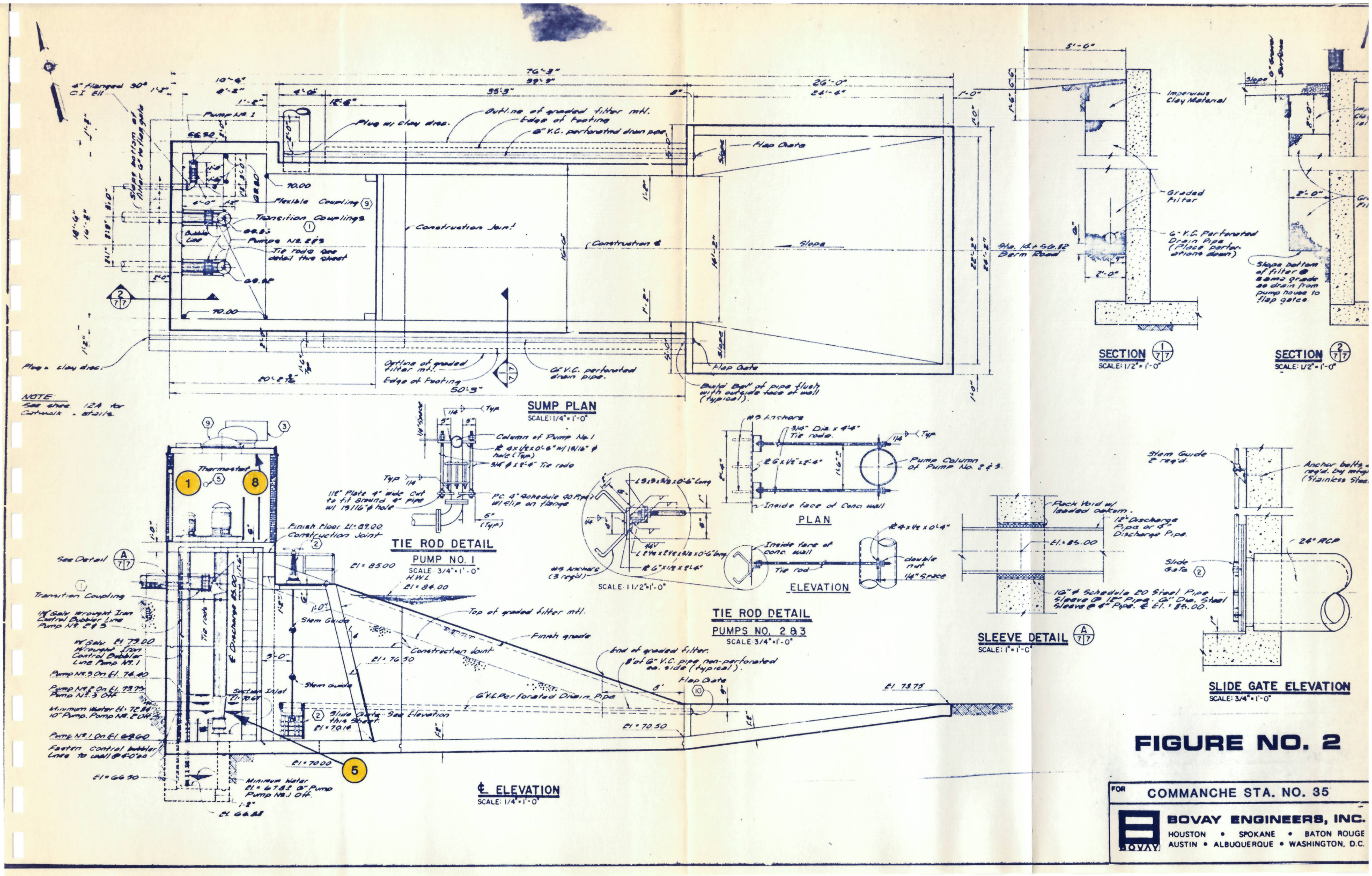

FIGURE NO. 2

FOR COMMANCHE STA. NO. 35

BOVAY ENGINEERS, INC.

HOUSTON • SPOKANE • BATON ROUGE
AUSTIN • ALBUQUERQUE • WASHINGTON, D.C.

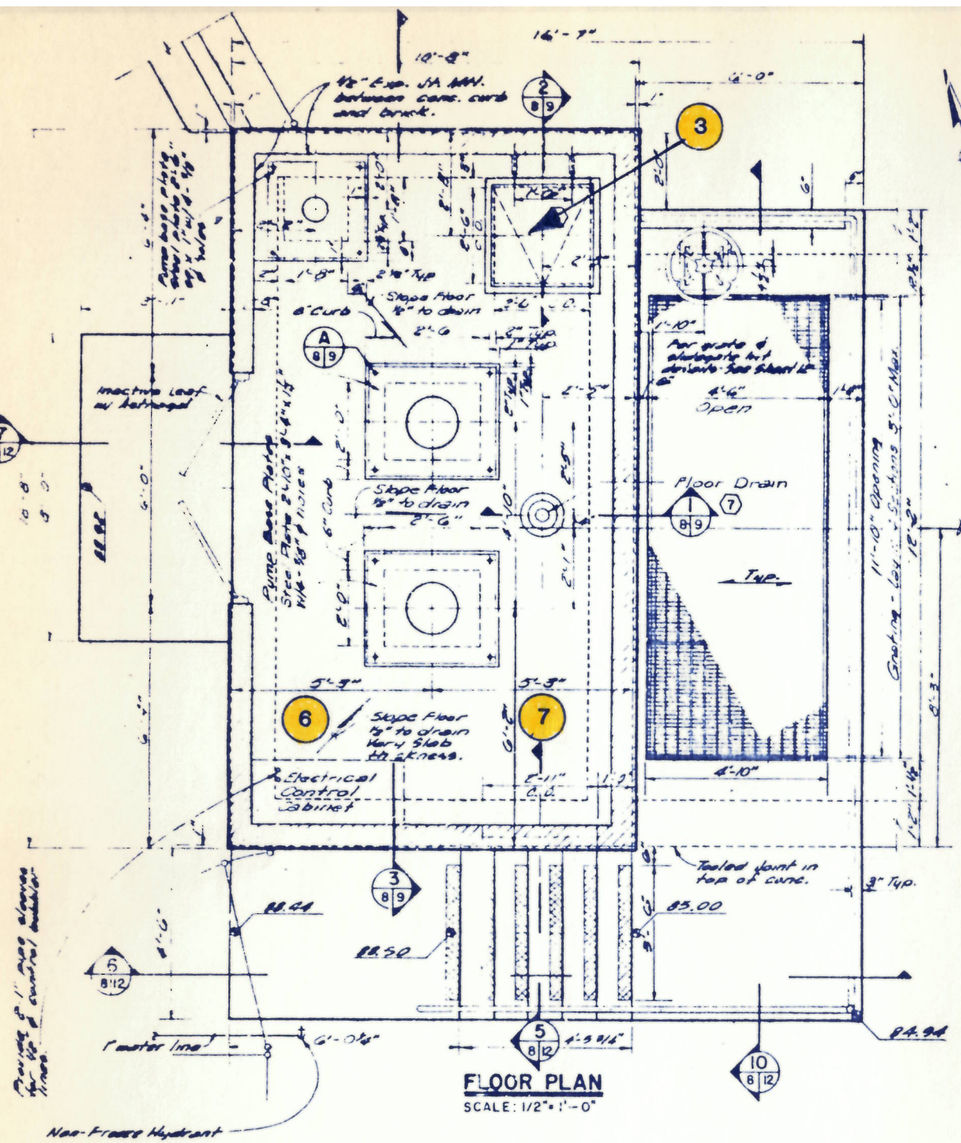

FLOOR PLAN
SCALE: 1/2" = 1'-0"

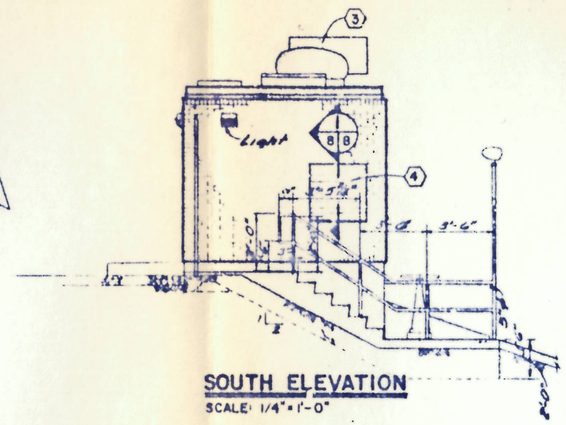

SOUTH ELEVATION
SCALE: 1/4" = 1'-0"

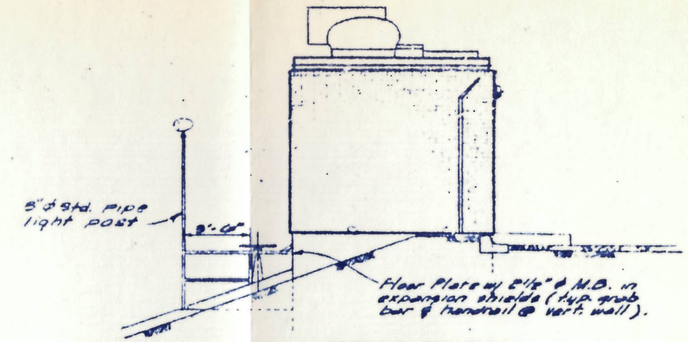

NORTH ELEVATION
SCALE: 1/4" = 1'-0"

2 EXTERIOR LIGHTING

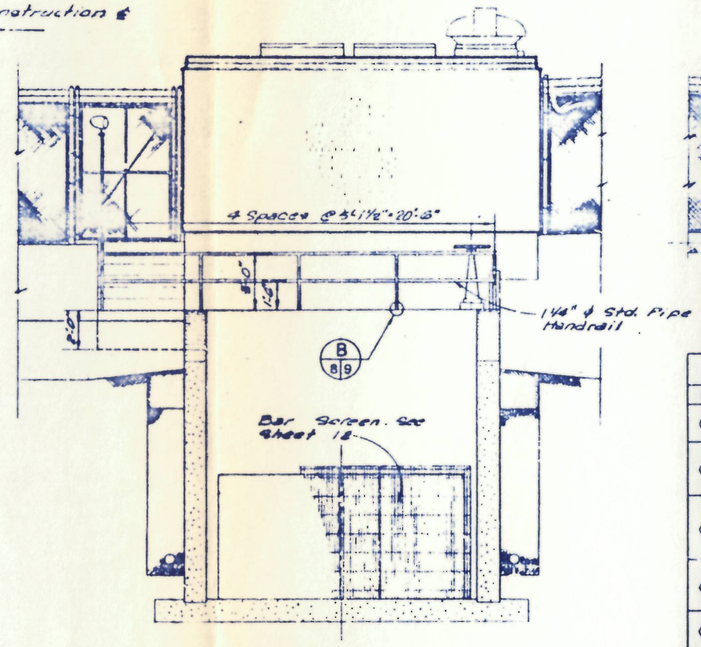

EAST ELEVATION
SCALE: 1/4" = 1'-0"

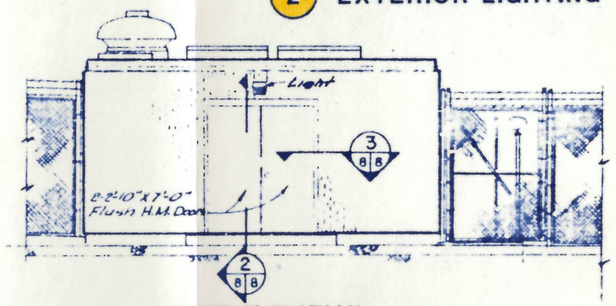

WEST ELEVATION
SCALE: 1/4" = 1'-0"

EQUIPMENT SCHEDULE

Nº	DESCRIPTION
1	Transition couplings - "Smith-Blair" No. 433 cast co pling for nominal 12" steel to cast iron pipe, or approved equal.
2*	Slide Gate - "Armco" Heavy Duty Slide Gate No. 35-05C 24" gate w/spigotback 1-1/2" bronze stem & HPB24 lift, or approved equal. Gate shall have bronze seating faces, fully machined contact surfa adjustable bronze wedges, cast iron slide, seat, & guide bars and bronze thrust nut.
3	Power Roof Supply Fan - curb-base mounted, V-belt drive, backdraft shutter, capacity to deliver 4500 cfm at 0.20 in. at 5000 ft. elevation; 3/4 HP, 1750 rpm, 460 volt, 60 cycle, three phase, totally enclosed, ball bearing motor. Furnish complete with unit mounted disconnect switch and bird screen. "Jenn Air" Model No. 302AK (supply), or approved equal.
4	Motor Operated Shutter - Aluminum shutter blades w/felt strip seals for tight closing, interconnecting linkage, spring return damper motor mounted on frame. Nominal size 30 for use with 115 v single phase current. "American Blower" 75PP304W, or approved equal.
5	Thermostat - Line voltage, cooling type set to energize the supply fan & open the motor operated damper at 100° F, with 60° - 120° adjustable range. "Honeywell" T42B, or approved equal.
6	Manhole Cover - "Neenah" R-6660-NH cast iron, solid lid, light duty, w/30" square opening & Type hinges. Provide safety chain & catch on wall to latch lid open with Type A locking devi & pack
7	Floor Drain - "Zurn" Z-500 cast iron drain for 3" pipe, or approved equal.
8	Roof Drain - "Zurn" ZG-180 cast iron drain w/12 sq. in. open area for 3" pipe, or approved equal.
9	Flexible Coupling "Cresser" Style 38 coupling for steel pipe. Size 4" S (4 bolts) or approved equal.
10*	Flap Gate - "Armco" Model 20C 6" gate w/spigotback, bronze seating faces, hinge bolts & bushings, and galvanized hinge bars, or approved equal.

* See Structural Notes Sheet 10 for anchor bolts.

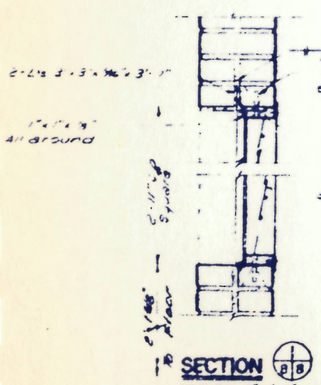

SECTION 1/8
SCALE: 1 1/2" = 1'-0"

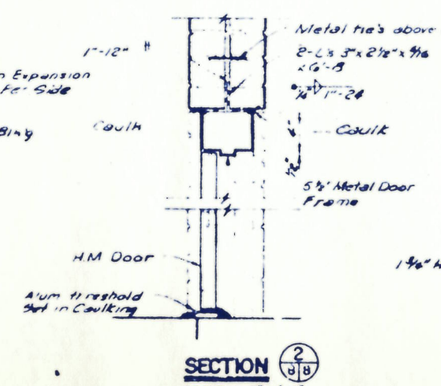

SECTION 2/8
SCALE: 1 1/2" = 1'-0"

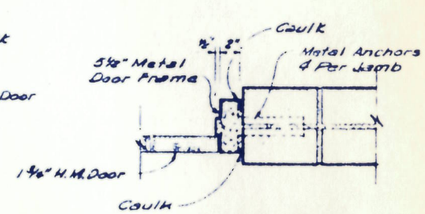

SECTION 3/8
SCALE: 1 1/2" = 1'-0"

FIGURE NO. 3

FOR COMMANCHE STA. NO. 35

BOVAY ENGINEERS, INC.
HOUSTON • SPOKANE • BATON ROUGE
AUSTIN • ALBUQUERQUE • WASHINGTON, D.C.