



**DRAWING INDEX**

SDP-1.1	SITE PLAN
SDP-1.2	SITE DETAILS & DESIGN STANDARDS
SDP-2.1	LANDSCAPING PLAN
SDP-3.1	CONCEPTUAL GRADING AND DRAINAGE PLAN
SDP-4.1	CONCEPTUAL UTILITY PLAN
SDP-5.0	EXTERIOR ELEVATIONS OVERALL (COLOR)
SDP-5.1	EXTERIOR ELEVATIONS OVERALL (COLOR)
SDP-5.2	EXTERIOR ELEVATIONS OVERALL
SDP-5.3	EXTERIOR ELEVATIONS OVERALL
SDP-5.4	ENLARGED ELEVATIONS
SDP-5.5	ENLARGED ELEVATIONS
SDP-5.6	ENLARGED ELEVATIONS
SDP-5.7	ENLARGED ELEVATIONS
SDP-5.8	ENLARGED ELEVATIONS
SDP-5.9	ENLARGED ELEVATIONS
SDP-5.10	POOL BAR ELEVATIONS
SDP-5.11	SIGNAGE
SDP-5.12	SIGNAGE

New Hotel  
800 Rio Grande Blvd. NW  
Albuquerque, NM 87104  
Tract D

1000318

**NEW HOTEL - TRACT D**

**DRB  
SUBMITTAL**  
June 24, 2014

PROJECT TEAM

**OWNER**

OLD TOWN HOTEL TENANCY  
201 THIRD STREET NW  
SUITE 1150  
ALBUQUERQUE, NM 87102  
PHONE: 505-998-5450

**ARCHITECT**

GENSLER  
500 S. FIGUEROA ST.  
LOS ANGELES, CA 90071  
PHONE: 213.327.3600

**LANDSCAPE ARCHITECT / PLANNER**

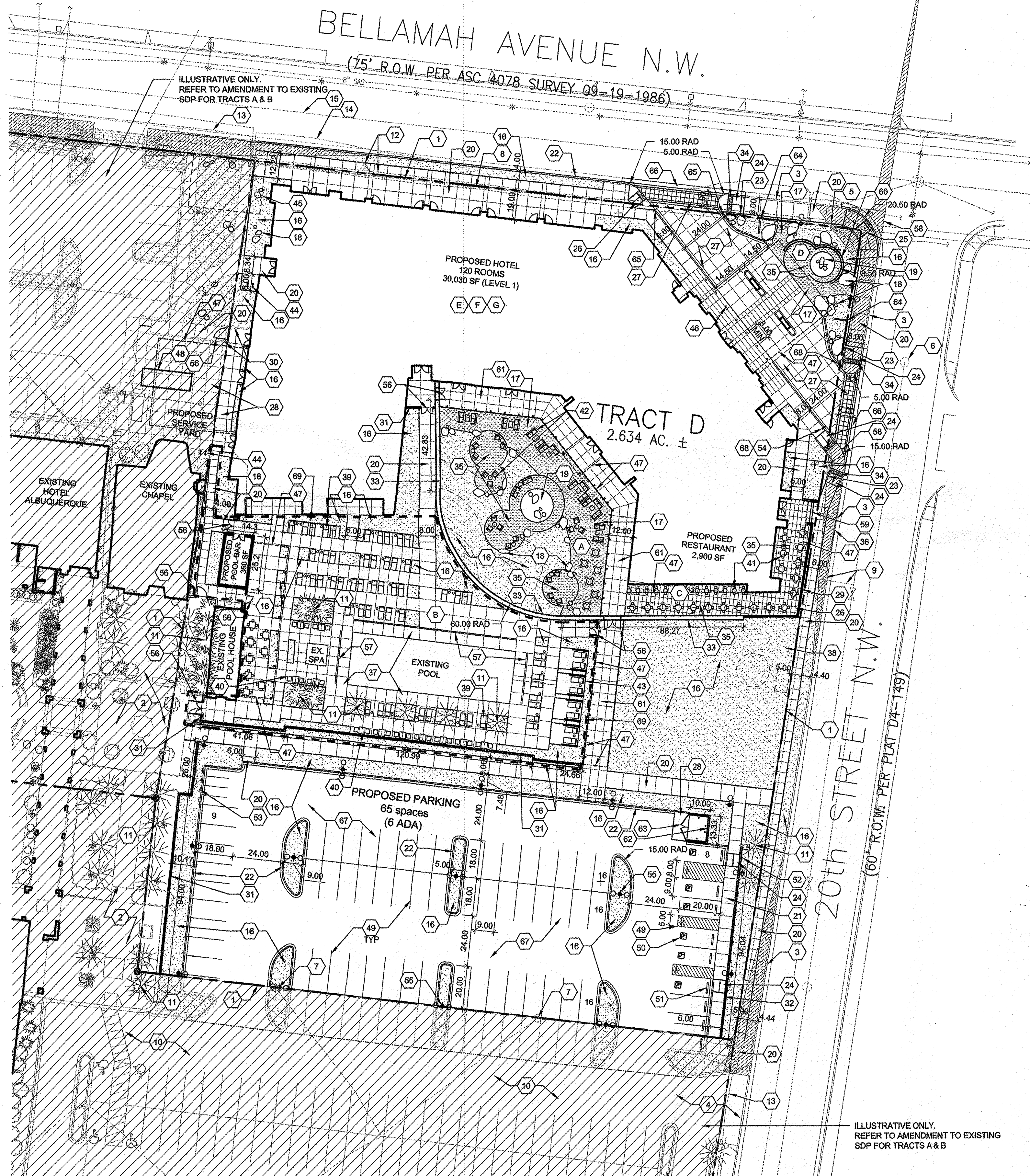
DEKKER/PERICH/SABATINI, LTD.  
7601 JEFFERSON ST. NE, SUITE 100  
ALBUQUERQUE, NM 87109  
PHONE: 505.761.9700  
FAX: 505.761.4222

**CIVIL ENGINEER**

HIGH MESA CONSULTING GROUP  
6010-B MIDWAY PARK BLVD. NE  
ALBUQUERQUE, NM 87109  
PHONE: 505.345.4250  
FAX: 505.345.4254

DATE 6.24.2014  
PROJECT NO. 13-0020

**SDP-C**



NOTE:  
30 SCALE APPROVED BY COA PLANNING 2/14/2014

### GENERAL SHEET NOTES

- THIS SUBMITTAL ILLUSTRATES THE DESIGN INTENT FOR A NEW HOTEL TO BE CONSTRUCTED ON TRACT D OF THE SHERATON OLD TOWN INN COMPLEX (#1000318), ALONG WITH ASSOCIATED SITE, LANDSCAPE, GRADING, AND UTILITIES IMPROVEMENTS.
- IN A SEPARATE EPC SUBMITTAL, TRACT D WILL BE REMOVED FROM THE OVERALL SITE DEVELOPMENT PLAN ASSOCIATED WITH THE EXISTING HOTEL ALBUQUERQUE. THE PRIMARY REASON FOR REMOVING TRACT D IS TO ESTABLISH SEPARATE ZONING THAT IS MORE ALIGNED WITH THE NEW HOTEL OBJECTIVES.
- SEE SHEET SDP-1.2 FOR NEW DESIGN STANDARDS THAT WILL APPLY TO TRACT D.
- IT IS ANTICIPATED THAT THERE WILL BE A SHARED PARKING AGREEMENT BETWEEN THE EXISTING HOTEL (TRACTS A & B) AND TRACT D TO SUPPORT PARKING DEMAND FOR THE NEW HOTEL BEYOND WHAT IS PROVIDED ON THE TRACT.
- PHASES OF DEVELOPMENT: THE PROPOSED MODIFICATIONS TO THE POOL AREA WILL BE MADE IN A FUTURE PHASE. SEE PHASING DIAGRAM ON SDP-1.2.
- COURTYARD WALL (KEYNOTE #33) MAY NOT BE ONE CONTINUOUS MATERIAL. BREAKS WITH OTHER MATERIALS OR ARTISTIC ELEMENTS MAY BE INCORPORATED.
- SITE LIGHTING SHALL CONSIST OF A COMBINATION OF BUILDING MOUNTED LIGHT FIXTURES AND POLE MOUNTED LIGHT FIXTURES. SEE PLAN FOR POLE LOCATIONS. MECHANICAL AND ELECTRICAL EQUIPMENT WILL BE SCREENED FROM VIEW WITHIN THE ENCLOSED SERVICE YARD AREA. GROUND-MOUNTED EQUIPMENT SCREENING AND VEGETATION SURROUNDING GROUND-MOUNTED TRANSFORMERS AND UTILITY PADS ARE TO ALLOW 10' OF CLEARANCE IN FRONT OF EQUIPMENT DOOR, AND 5'-6" OF CLEARANCE ON REMAINING THREE SIDES.

### SHEET KEYED NOTES

- PROPERTY LINE
- EXISTING SIDEWALK TO REMAIN
- EXISTING CURB AND GUTTER TO REMAIN
- EXISTING CURB OUT TO REMAIN
- EXISTING STREET LIGHT
- EXISTING SANITARY SEWER MANHOLE / CLEAN-OUT AND LINE TO REMAIN
- EXISTING ELECTRICAL POLE TO BE REMOVED OR RELOCATED
- EXISTING ELECTRICAL OVERHEAD LINE TO BE REMOVED OR RELOCATED
- EXISTING FIRE HYDRANT AND WATER LINE TO REMAIN
- EXISTING ASPHALT PAVING
- EXISTING TREES TO REMAIN
- EXISTING GAS LINE
- EXISTING TELEPHONE LINE
- EXISTING CABLE TV LINE
- EXISTING STORM DRAIN
- LANDSCAPE AREA, SEE SDP-2.1
- STABILIZED CRUSHER FINES, SEE SDP-2.1
- BOULDERS, COLOR: LOCAL, AS AVAILABLE
- ART FEATURE
- CONCRETE SIDEWALK, PER COA DPM STD. 2430
- FLUSH CONCRETE SIDEWALK
- CONCRETE CURB AND GUTTER, PER COA DPM STD. 2415A (IN ROW, 2415B INTERNAL)
- CONCRETE HEADER CURB, PER COA DPM STD. 2415B
- CONCRETE ACCESSIBLE RAMP, TYPE A, SEE C1/SDP-1.2
- CONCRETE ACCESSIBLE RAMP, TYPE B, PER COA DPM STD. 2441
- CONCRETE ACCESSIBLE RAMP, TYPE C, SEE D1/SDP-1.2
- HEAVY DUTY DECORATIVE CONCRETE PAVING, COLOR: NONE, CREAM, TAN, OR BROWN; ALT MATERIAL: STONE OR CONCRETE PAVERS
- REINFORCED CONCRETE PAVING IN SERVICE YARD, COLOR: NONE
- DECORATIVE CONCRETE PAVING WITH TURN-DOWN EDGE, 4'-0" RAIL MOUNTED AT EDGE. SEE ARCH SHEET 5.2
- 10'-3" HT WALL, SEE ARCH SHEET 5.2
- 7'-0" HT WALL, SEE ARCH SHEET 5.3
- 3'-0" HT CMU WALL WITH CAP AND STUCCO FINISH, COLOR: CREAM, TAN, OR BROWN; ALT MATERIAL: DOBIE BRICK WALL WITH CAP OR CAST-IN-PLACE CONCRETE
- 10'-6" HT WALL, SEE ARCH SHEET 5.3
- DETECTABLE WARNING SURFACE
- DECORATIVE CONCRETE PAVING, COLOR: NONE, CREAM, TAN, OR BROWN; ALT MATERIAL: STONE OR CONCRETE PAVERS
- LOADING ZONE FOR RESTAURANT INDICATED BY CURB PAINT AND SIGNAGE. DELIVERY VEHICLES TO USE NEARBY RAMP FOR BLDG. ACCESS.
- POOL DECKING, CONCRETE COLOR: NONE, CREAM, OR TAN; ALT MATERIAL: STONE, COLOR: GRAY, CREAM, OR TAN
- PROPOSED UNDERGROUND CISTERN LOCATION
- POOL LOUNGE FURNITURE
- POOL TABLES / CHAIRS
- RESTAURANT TABLES / CHAIRS
- HOTEL CLUB FURNITURE
- POOL CABANAS
- BIKE RACKS
- PROPOSED WATER UTILITY EASEMENT, SEE CIVIL
- BOLLARD, METAL TO MATCH BUILDING; ALT MATERIAL: STONE, COLOR: BROWN, TAN, OR GRAY
- OVERHEAD STRUCTURE, SEE ARCHITECTURAL SHEETS
- COMPACTOR, 34 CU. YD. CAPACITY, SEE A1/SDP-1.2 FOR ENCLOSURE GATE ELEVATION
- PARKING STRIPING
- ADA PAVEMENT MARKING
- PARKING BUMPER
- ACCESSIBLE PARKING SIGN, SEE C1/SDP-1.2
- MOTORCYCLE PARKING SIGN, SEE C1/SDP-1.2
- STOP SIGN, SEE C1/SDP-1.2
- SITE LIGHTING, SEE LEGEND
- DECORATIVE PEDESTRIAN GATE
- POOL TRENCH DRAIN
- CLEAR SIGHT TRIANGLE
- CONCRETE STAIRS
- 6'-0" HT WALL, SEE ARCH SHEET 5.2
- DECORATIVE STONE PAVING, COLOR: GRAY, CREAM, OR TAN; ALT MATERIAL: CONCRETE OR CONCRETE PAVERS
- 7'-0" HT DUMPSTER ENCLOSURE WALL, CMU WITH CAP AND STUCCO FINISH, COLOR: CREAM, TAN, OR BROWN; ALT MATERIAL: DOBIE BRICK WALL WITH CAP
- DUMPSTER ENCLOSURE GATE, SEE B1/SDP-1.2
- MONUMENT SIGN, SEE ARCH SHEET 5.12
- ONE WAY SIGN, SEE C1/SDP-1.2
- CONCRETE PRIVATE ENTRANCE DIVE, PER COA STD. 2426
- NEW ASPHALT PAVING
- DO NOT ENTER SIGN, SEE C1/SDP-1.2
- CONSTRUCTION PHASE LINE

### SITE PATIO / AMENITIES

- A HOTEL COURTYARD - 5,863 SF
- B POOL DECK - 11,624 SF
- C RESTAURANT TERRACE - 1,857 SF
- D VALET AREA PATIO - 404 SF
- E LEVEL 5 ROOFTOP TERRACE - 11,894 SF
- F LEVEL 4 TERRACE - 2,037 SF
- G LEVEL 2 TERRACE - 2,729 SF

APD PLANS CHECKING OFFICE  
824-3011  
APPROVED  
SERVING & BAYE

PROJECT NUMBER: 1000318

APPLICATION NUMBER: DRB Site Development Plan-Building Permit

Is an Infrastructure List Required? (x) Yes ( ) No: If yes, then a set of approved DRC plans with a work order is required for any construction within Public Right-of-Way or for construction of public improvements.

DRB SITE DEVELOPMENT PLAN APPROVAL:

Traffic Engineer, Transportation Division  
*Allen Pate* 07/09/14

Utilities Division  
*Carl S. Dumont* 09-03-14

Parks and Recreation Department  
*Christa A. Chase* 7-9-14

City Engineer  
*Dumont* 06-23-14

Solid Waste Management

Fire Marshall  
*Jack Chan* 9-16-14

DRB Chairperson, Planning Department

### LEGEND

- PROPERTY LINE
- - - - - EXISTING EASEMENT (ALL EASEMENTS ARE EXISTING)
- +○ 24'-0" MAX HT. POLE LIGHT, DOUBLE, FULL CUT-OFF, DARK COLOR TO COORDINATE WITH EXISTING FIXTURES
- 24'-0" MAX HT. POLE LIGHT, SINGLE, FULL CUT-OFF, DARK COLOR TO COORDINATE WITH EXISTING FIXTURES

### PROJECT DATA

ADDRESS: 800 RIO GRANDE BLVD. NW, ALBUQUERQUE, NM 87104, TRACT D  
LEGAL DESCRIPTION: TRACT D OF SHERATON OLD TOWN INN COMPLEX, IN THE CITY OF ALBUQUERQUE, NEW MEXICO  
ZONE ATLAS PAGE: J-13  
SITE AREA: TRACT D: 2.634 AC  
CURRENT ZONING: C-2  
PROPOSED ZONING: SU-1 FOR HOTEL AND RELATED USES  
BUILDING FOOTPRINT: NEW HOTEL: 29,970 SF (GFA) POOL BAR: 363 SF  
LANDSCAPING: REFER TO SHEET SDP-2.1 FOR LANDSCAPE PLAN

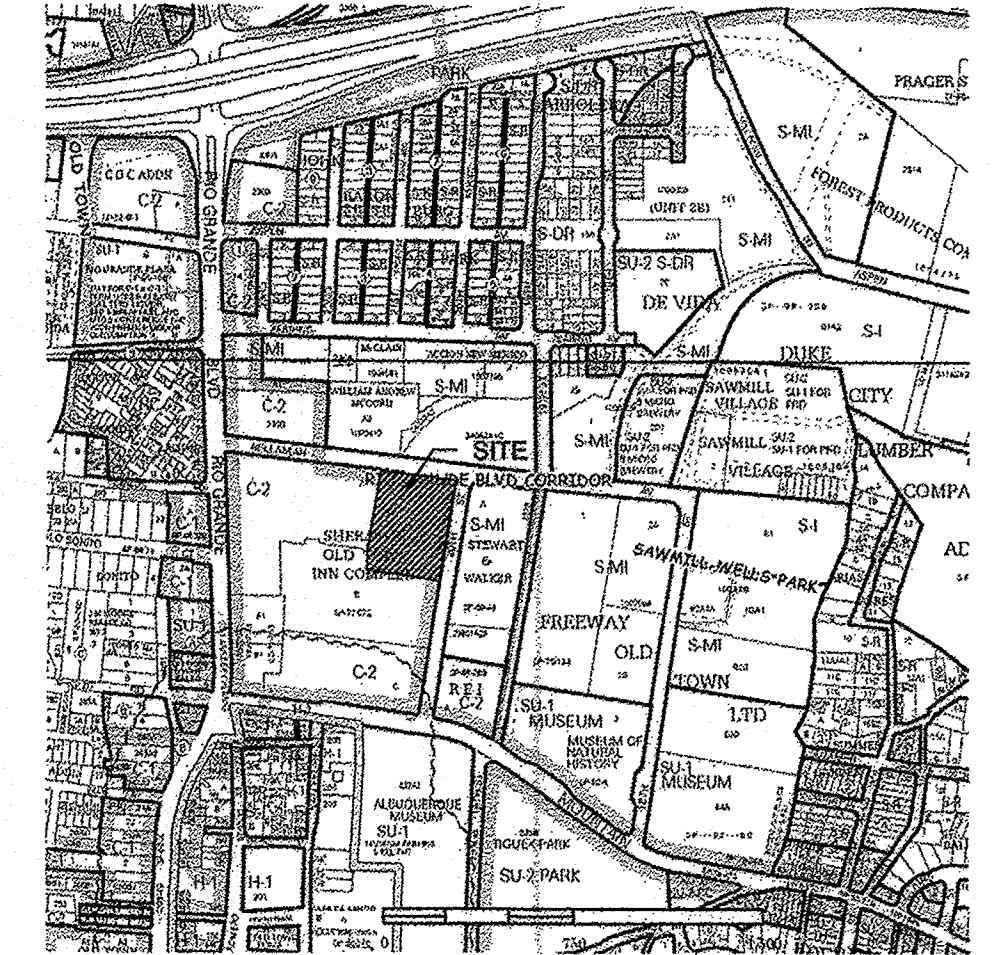
### PARKING CALCULATIONS

TOTAL PARKING SPACES REQUIRED PER CODE:  
1 SPACE PER GUEST ROOM = 120 SPACES

TOTAL PROPOSED PARKING:	TRACT D
STANDARD CAR SPACES	59
ACCESSIBLE SPACES	6
TOTAL CAR SPACES	65
MOTORCYCLE SPACES	4 (4 REQUIRED)
BICYCLE PARKING	8 (8 REQUIRED)

EXCESS PARKING ON ADJACENT TRACTS A AND B: 306 SPACES

TOTAL # SHARED SPACES (TRACTS A, B, & D): 65



VICINITY MAP  
ZONING MAP J-13

architecture  
interiors  
landscape  
planning  
engineering

# Dekker Perich Sabatini

7601 Jefferson NE Suite 100  
Albuquerque, NM 87109  
505 761-9700  
fax 761-4222  
dps@dpsdesign.org

ARCHITECT

# Gensler

ENGINEER

## SITE DEVELOPMENT PLAN FOR BUILDING PERMIT

PROJECT

**New Hotel**  
800 Rio Grande Blvd. NW  
Albuquerque, NM 87104  
Tract D

**DRB SUBMITTAL**  
June 24, 2014

REVISIONS  
△ 6-24-14 Revised Per EPC Conditions 5-8-14

DRAWN BY: CM  
REVIEWED BY: MB / WG  
DATE: 6.24.2014  
PROJECT NO.: 13-0020  
DRAWING NAME: SITE PLAN

SHEET NO. **SDP-1.1**  
OF

**TRACT D DESIGN STANDARDS**

**ARCHITECTURAL DESIGN:**

- **STYLE:**  
THE ARCHITECTURAL STYLE SHALL BE CONTEMPORARY SOUTHWEST. THE BUILDING FORM SHALL PROVIDE ARTICULATION TO CREATE VISUAL INTEREST AT BOTH THE HUMAN AND URBAN SCALE.
- **MATERIALS:**  
MATERIALITY AND COLORATION SHALL RELATE TO THE TRADITIONAL NEW MEXICO TYPOLOGY.
- **BUILDING HEIGHT:** 80'-0" MAXIMUM
- **SETBACKS:**  
- FRONT: 5' MIN  
- REAR: 5' MIN  
- SIDE: 5' MIN

**SITE DESIGN:**

- **ACCESS AND CIRCULATION:**  
SITE DESIGN SHALL MINIMIZE CONFLICTS BETWEEN PEDESTRIAN AND VEHICULAR CIRCULATION ROUTES. PEDESTRIAN CONNECTIVITY TO THE NEW HOTEL IS PROVIDED THROUGH THE DEVELOPMENT OF PUBLIC SIDEWALKS, PRIVATE WALKS TO/FROM ADJACENT OFF-STREET PARKING AREAS, AND FROM SIDEWALK CONNECTIONS BETWEEN THE EXISTING AND NEW HOTELS.
- **PARKING:**  
OFF-STREET PARKING REQUIREMENTS SHALL BE ONE SPACE PER HOTEL ROOM, PER SECTION 14-16-3-1 OFF-STREET PARKING REGULATIONS. SHARED PARKING MAY BE UTILIZED TO MEET THE REQUIRED NUMBER OF PARKING SPACES FOR TRACT D.
- **LANDSCAPING:**  
LANDSCAPING WILL BE USED IN PRIVATE AND PUBLIC AREAS TO CREATE COMFORTABLE, ATTRACTIVE SPACES THAT HELP CONNECT PEOPLE TO NATURE IN AN URBAN ENVIRONMENT. THE LANDSCAPE DESIGN WILL BE USED TO CONNECT VISITORS TO THE REGIONAL NATURAL LANDSCAPE, AND WILL ALSO BE USED TO VISUALLY CONNECT THE NEW HOTEL TO THE EXISTING HOTEL PROPERTY. THE LANDSCAPE DESIGN AND INSTALLATION WILL COMPLY WITH CITY OF ALBUQUERQUE REGULATIONS RELATED TO LANDSCAPE DESIGN, AREA AND VEGETATIVE COVERAGE, AS WELL AS STREET TREES AND WATER USE.
- **SIGNAGE:**  
SIGNAGE AT THE NEW HOTEL WILL BE USED TO IDENTIFY THE NEW HOTEL AND TO GUIDE PEOPLE TO THEIR DESTINATIONS AT AND AROUND THE HOTEL. BUILDING-MOUNTED, CANOPY-MOUNTED, AND FREE-STANDING PEDESTAL SIGNAGE WILL BE USED ON SITE. DIRECTIONAL SIGNS WILL BE USED AT VEHICULAR ENTRANCES IN ORDER TO IMPROVE CIRCULATION AND WAYFINDING ON AND AROUND THE PROPERTY. MATERIALS AND LIGHTING OF SIGNAGE SHALL BE AS NOTED ON THE PLANS.
- **WALLS:**  
SITE WALLS SHALL BE USED PRIMARILY FOR SCREENING AND ENCLOSURE PURPOSES. SITE WALL ALIGNMENTS, HEIGHTS AND MATERIALS SHALL BE AS NOTED ON THE PLANS AND IN THE ELEVATIONS. SCREEN WALLS AT PARKING AREAS SHALL MEET THE HEIGHT AND SETBACK REQUIREMENTS AS OUTLINED IN THE SAWMILL - WELLS PARK SECTOR DEVELOPMENT PLAN.
- **LIGHTING:**  
SITE AND BUILDING LIGHTING WILL BE USED TO HIGHLIGHT BUILDING ENTRANCES, ARCHITECTURAL FEATURES AND SIGNAGE, AND TO CREATE AN ATTRACTIVE, WALKABLE ENVIRONMENT FOR VISITORS. LIGHT FIXTURES SHALL BE COMPATIBLE IN APPEARANCE AND IN LIGHT COLOR RENDITION. LIGHT FIXTURES SHALL UTILIZE ONE OF THE FOLLOWING LAMP TYPES: METAL HALIDE, INDUCTION LAMP, COMPACT FLUORESCENT, INCANDESCENT, OR LIGHT-EMITTING DIODE (LED). SITE LIGHTING POLE HEIGHTS SHALL NOT EXCEED 30' IN HEIGHT AND SHALL BE DARK SKIES COMPLIANT. PEDESTRIAN LEVEL LIGHTING SHALL BE LOW GLARE AND PROVIDED THROUGH ONE OR MORE OF THE FOLLOWING: POLES, BOLLARDS, ARCHITECTURAL AND LANDSCAPE LIGHTING.
- **PROCESS:**  
FUTURE SITE DEVELOPMENT PLANS THAT COMPLY WITH THE DESIGN STANDARDS SHALL BE APPROVED ADMINISTRATIVELY.

architecture  
interiors  
landscape  
planning  
engineering

**Dekker  
Perich  
Sabatini**

7601 Jefferson NE Suite 100  
Albuquerque, NM 87109  
505 761-9700  
fax 761-4222  
dps@dpsdesign.org

ARCHITECT

**Gensler**

ENGINEER

**SITE  
DEVELOPMENT  
PLAN  
FOR BUILDING PERMIT**

PROJECT

**New Hotel  
800 Rio Grande Blvd. NW  
Albuquerque, NM 87104  
Tract D**

**DRB  
SUBMITTAL**  
June 24, 2014

REVISIONS

△	6-24-14	Revised Per EPC Conditions 5-8-14
△		
△		
△		

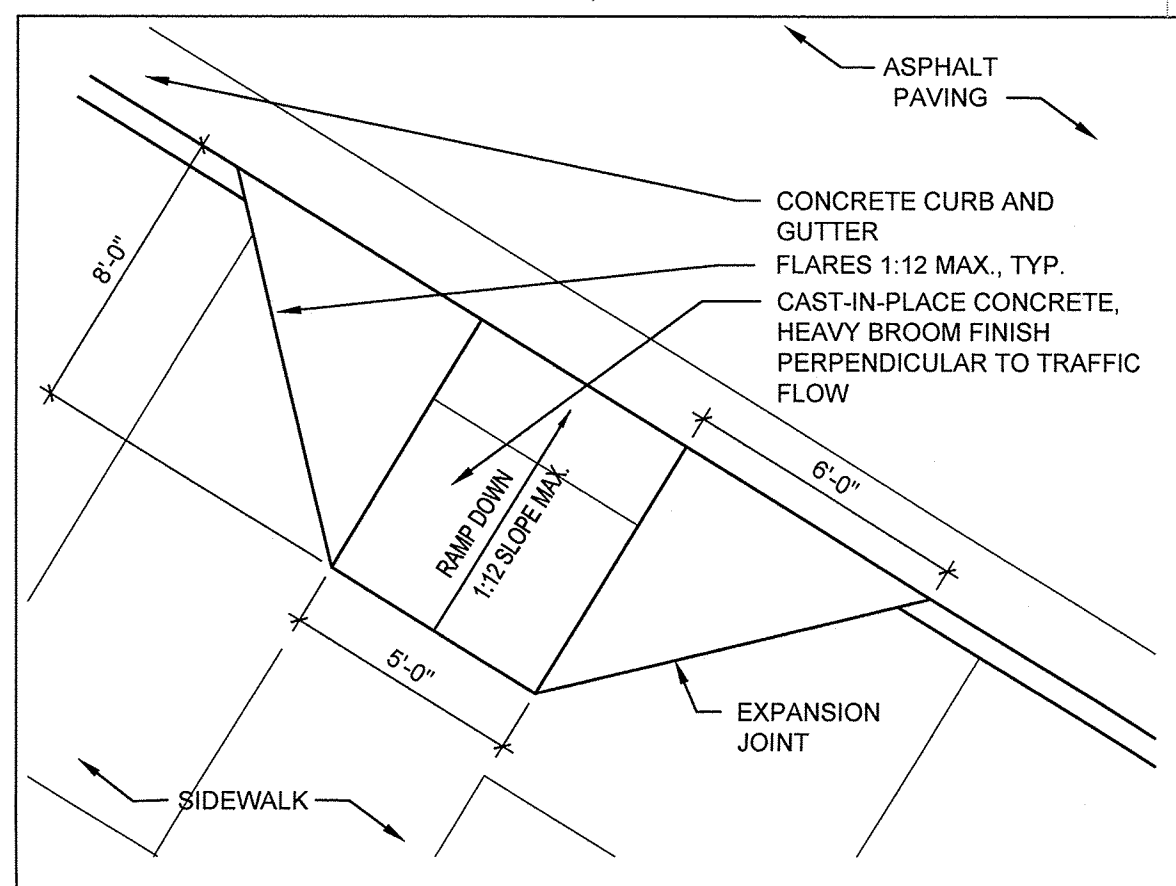
DRAWN BY	CM
REVIEWED BY	MB / WG
DATE	6.24.2014
PROJECT NO.	13-0020
DRAWING NAME	

**SITE DETAILS  
AND DESIGN  
STANDARDS**

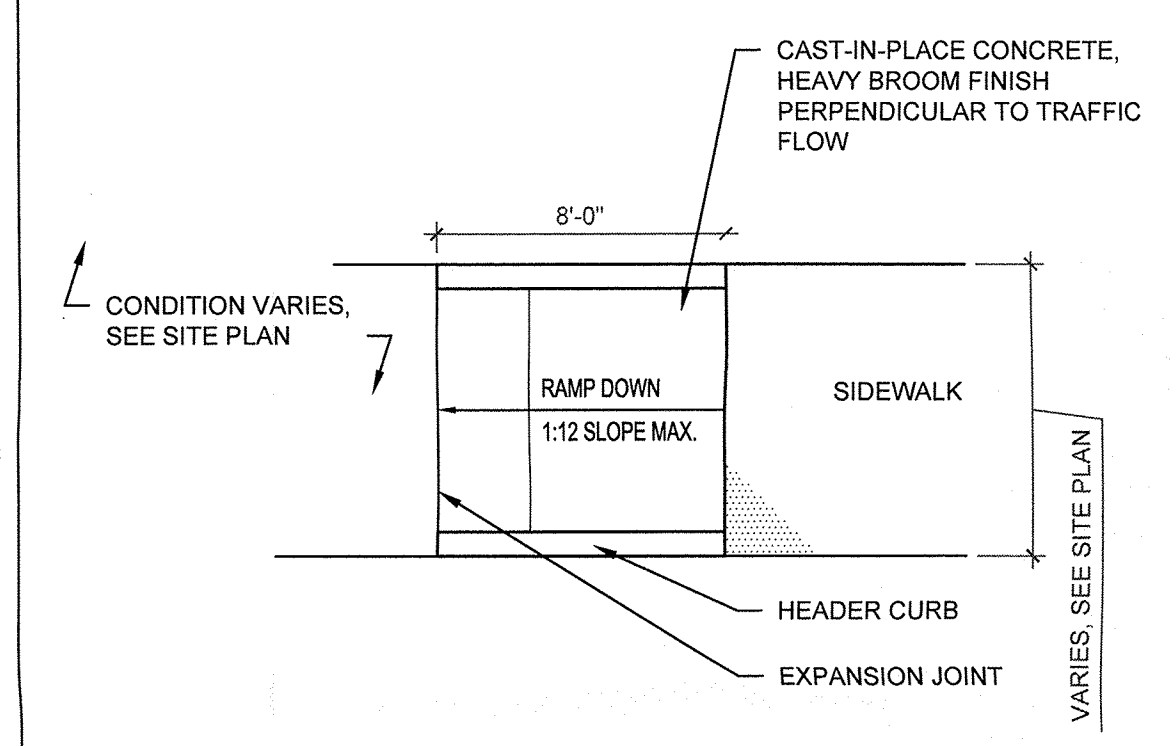
SHEET NO.

**SDP-1.2**

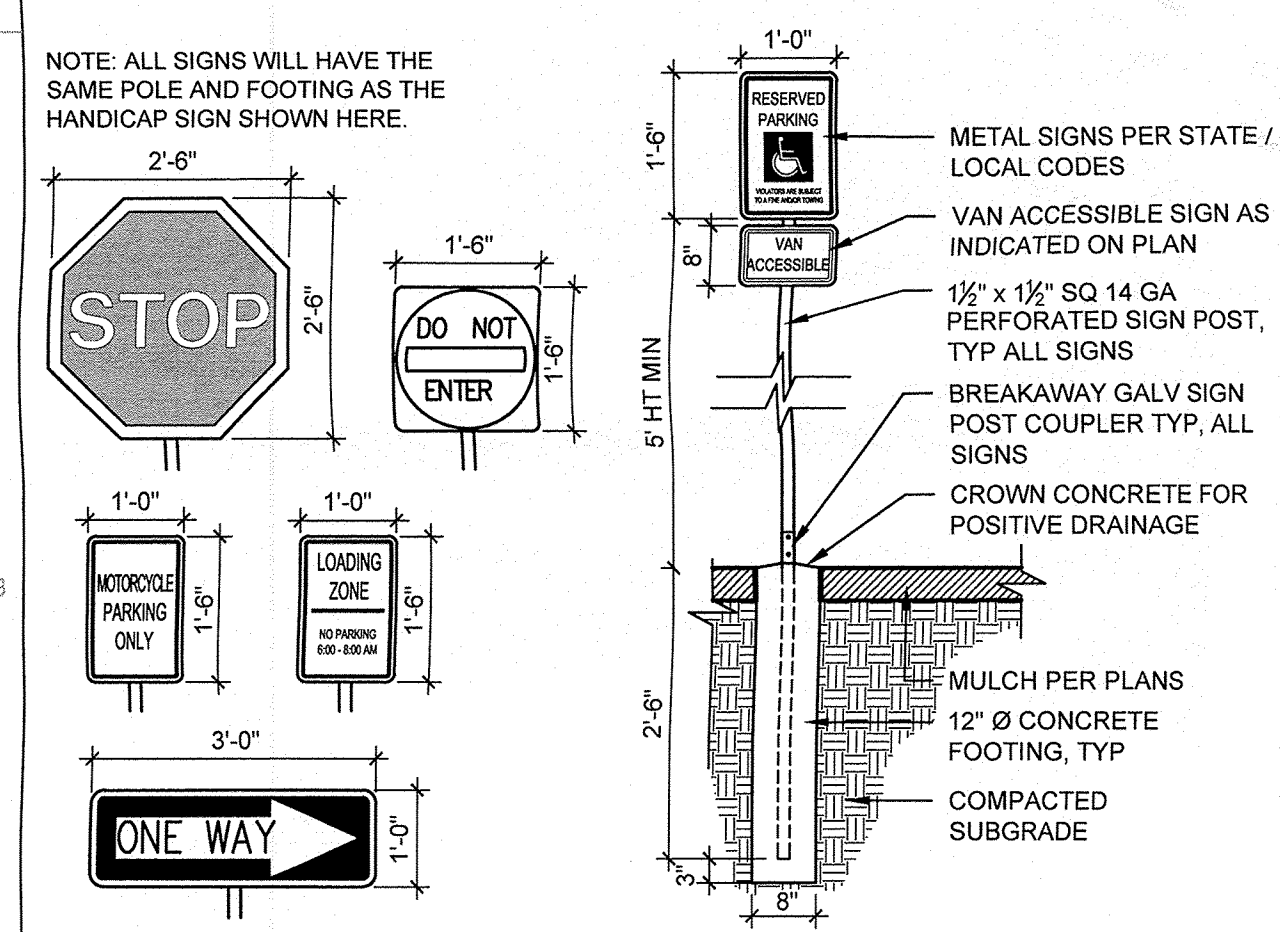
OF



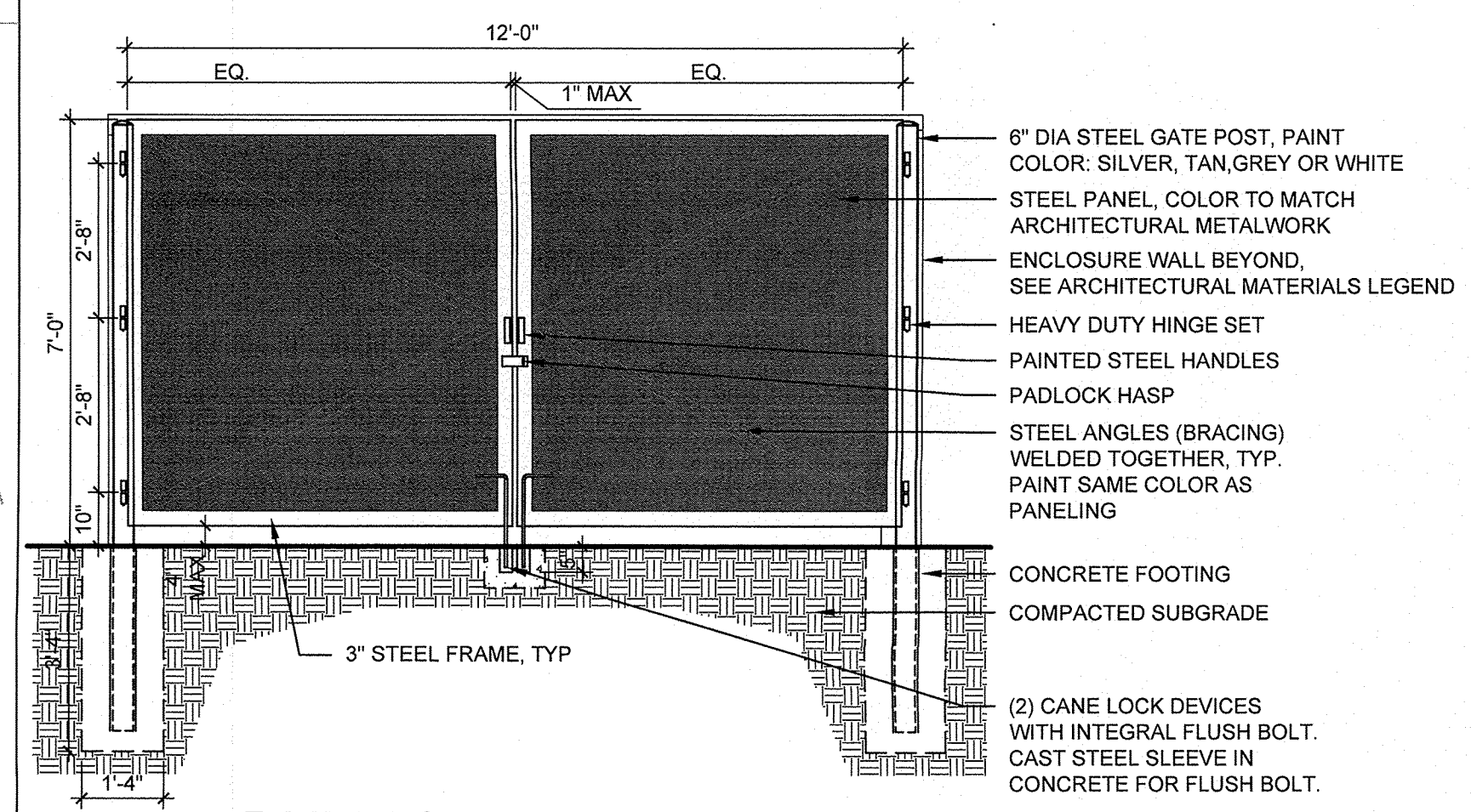
**D1 ACCESSIBLE RAMP, TYPE C**  
1/4" = 1'-0"



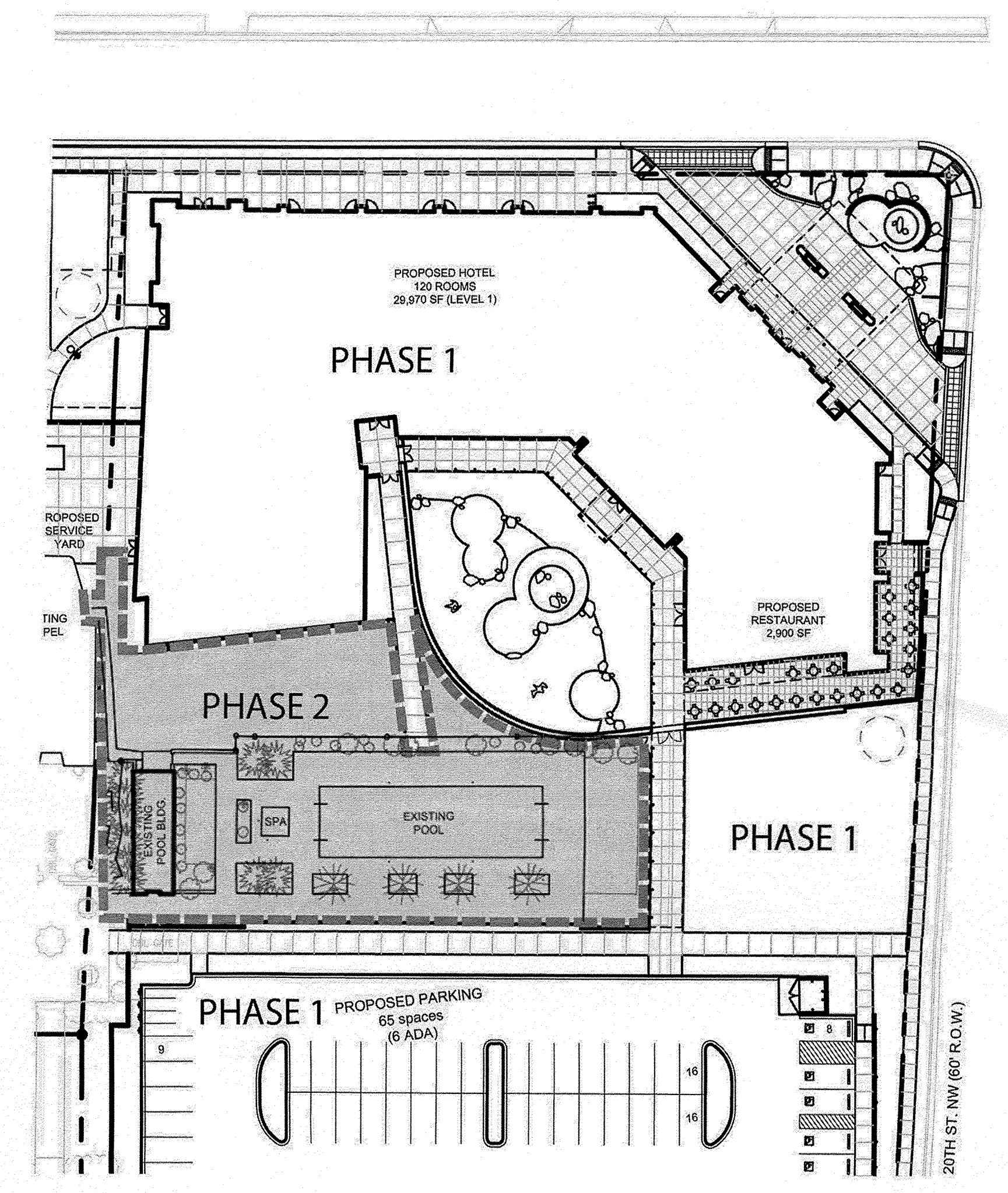
**C1 ACCESSIBLE RAMP, TYPE A**  
1/4" = 1'-0"



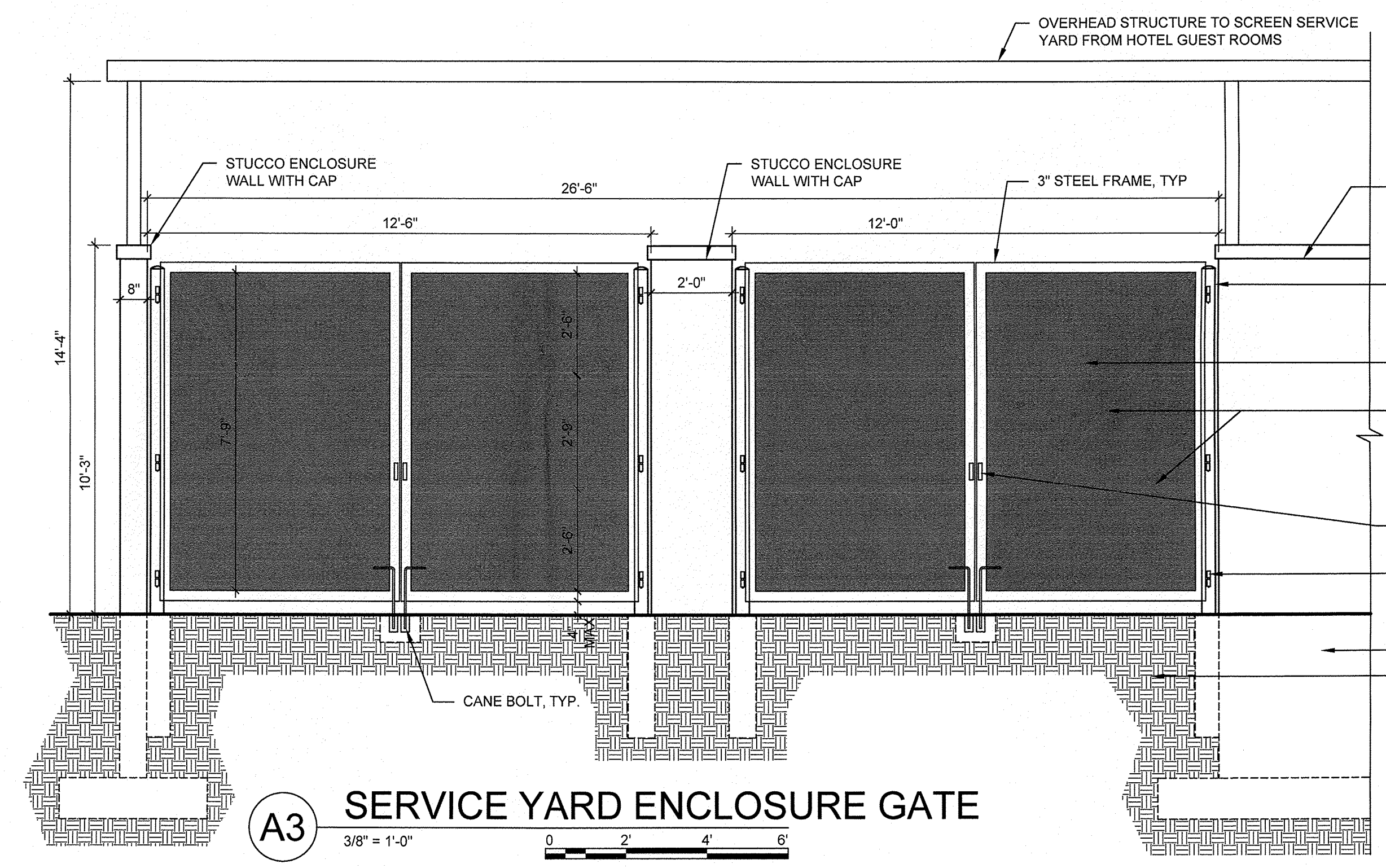
**B1 SITE SIGNAGE**  
1/2" = 1'-0"



**A1 DUMPSTER ENCLOSURE GATE**  
3/8" = 1'-0"



**B2 PHASING DIAGRAM**  
1" = 30'-0"



**A3 SERVICE YARD ENCLOSURE GATE**  
3/8" = 1'-0"

**SHEET KEYED NOTES**

1. PROPERTY LINE
2. PROPOSED WATER UTILITY EASEMENT, SEE CIVIL
3. FORMAL GARDEN AREA
4. WATER HARVESTING AREA
5. 3'-0" SCREEN WALL, SEE SDP 1.1
6. SITE WALL, SEE SDP 1.1
7. RAISED PLANTING BED, STONE OR CONCRETE EDGING
8. CLEAR SITE TRIANGLE (EXTENT VARIES)
9. NATIVE GRASS LAWN
10. PROPOSED UNDERGROUND CISTERN LOCATION
11. STABILIZED CRUSHER FINES AREA

**PLANTING LEGEND**

TREES		
SYMBOL	COMMON NAME	BOTANICAL NAME
	DESERT WILLOW	Chilopsis linearis (Multi-trunk)
	RAYWOOD ASH	Fraxinus oxycarpa 'Raywood'
	URBANITE ASH	Fraxinus pennsylvanica 'Urbanite'
	STREETKEEPER HONEYLOCUST	Gleditsia triacanthos 'Draves'
	COLOGREEN JUNIPER	Juniperus scopulorum 'Cologreen'
	RIO GRANDE COTTONWOOD	Populus wislizeni (Multi-trunk)
	SHUMARD OAK	Quercus shumardii
	REGENT JAPANESE PAGODATREE	Sophora japonica 'Regent'
	REDMOND LINDEN	Tilia americana 'Redmond'
	EMERALD ARBORVITAE	Thuja occidentalis 'Emerald'
	FRONTIER ELM	Ulmus 'Frontier'
SHRUBS		
SYMBOL	COMMON NAME	BOTANICAL NAME
	WINTER GEM BOXWOOD	Buxus japonica 'Winter Gem'
	DARK KNIGHT BLUE MIST SPIREA	Caryopteris x clandonensis 'Dark Knight'
	FERNBUSH	Chamaebatia millefolium
	DAMIANITA	Chrysactinia mexicana
	MORMON TEA	Ephedra viridis
	APACHE PLUME	Fallugia paradoxa
	CREEPING MAHONIA	Mahonia repens
	GRO-LOW SUMAC	Rhus aromatica 'Gro-low'
	LADY BANKS ROSE	Rosa banksiae
	WHITE MEIDLAND ROSE	Rosa 'White Meidiland'
	UPRIGHT ROSEMARY	Rosmarinus officinalis 'Arp'
	AUTUMN SAGE	Salvia greggii
PERENNIALS		
SYMBOL	COMMON NAME	BOTANICAL NAME
	SANGRIA YARROW	Achillea millefolium 'Sangria'
	YERBA MANSa	Anemopsis californica
	GOLDEN SPUR COLUMBINE	Aquilegia chrysantha
	POPPY MALLOW	Callirhoe involucrata
	TRUMPET VINE	Campsis radicans
	NATIVE BLANKET FLOWER	Gaillardia aristata
	CAROLINA JESSAMINE	Geisemium sempervirens
	PROVENCE LAVENDER	Lavendula angustifolia 'Provence'
	NATIVE GAY FEATHER	Liatris punctata
	PIKE'S PEAK BEARDTONGUE	Penstemon mexicali 'Pike's Peak'
	WALL GERMANDER	Teucrium chamaedrys
	WISTERIA	Wisteria frutescens
GRASSES		
SYMBOL	COMMON NAME	BOTANICAL NAME
	BLUE GRAMA GRASS	Bouteloua 'Blonde Ambition'
	KARL FOERSTER REED GRASS	Calamagrostis x acutifolia 'Karl Foerster'
	ELIJAH BLUE FESCUE	Festuca glauca 'Elijah Blue'
	BLUE AVENA GRASS	Helictotrichon sempervirens
	BULL GRASS	Muhlenbergia emersleyi 'El Toro'
	DEER GRASS	Muhlenbergia rigens
	INDIAN RICEGRASS	Oryzopsis hymenoides
SUCCULENTS		
SYMBOL	COMMON NAME	BOTANICAL NAME
	HAVARD AGAVE	Agave havardiana
	GREY DESERT SPOON	Dasylirotion wheeleri
	YELLOW FLOWERING YUCCA	Hesperaloe parviflora 'Yellow'
	BEARGRASS	Nolina microcarpa
	BROADLEAF YUCCA	Yucca baccata
MULCHES		
SYMBOL	DESCRIPTION	
	1/2" Ø ROCK MULCH OVER FILTER FABRIC, 3" DEPTH MIN. COLOR: TAN / BROWN	
	CRUSHER FINES MULCH OVER FILTER FABRIC, 3" DEPTH COLOR: TAN / BROWN	
	STABILIZED CRUSHER FINES (NO FILTER FABRIC), 3" DEPTH COLOR: TAN / BROWN / GOLD	
	SAND LOVEGRASS PLUGS (Eragrostis trichodes)	
	BOULDERS, SIZE:TBD, COLOR: LOCAL AS AVAILABLE	
	EXISTING PLANT MATERIAL TO REMAIN, TYP	
	EXISTING PLANT MATERIAL TO BE REMOVED, TYP	

**PLANTING NOTES**

1. RESPONSIBILITY FOR MAINTENANCE: THE CONTRACTOR WILL BE RESPONSIBLE FOR MAINTENANCE OF THE LANDSCAPE INSTALLATION DURING CONSTRUCTION AND DURING A 90 DAY-MAINTENANCE PERIOD FOLLOWING SUBSTANTIAL COMPLETION. THE OWNER WILL BE RESPONSIBLE FOR MAINTENANCE FOLLOWING THE 90-DAY MAINTENANCE PERIOD.
2. STATEMENT OF COMPLIANCE WITH CITY OF ALBUQUERQUE: GENERAL LANDSCAPE REGULATIONS SECTION 14-16-3-10; THE LANDSCAPE DESIGN WILL COMPLY WITH THE CITY OF ALBUQUERQUE'S GENERAL LANDSCAPING REGULATIONS APPLICABLE TO NON-RESIDENTIAL DEVELOPMENT.
3. EXISTING PLANT MATERIALS: THE MAJORITY OF THE PROPERTY IS NOT VEGETATED. THE EXCEPTION IS A LANDSCAPED AREA AROUND AN EXISTING POOL. SEE SDP-1.2 FOR PHASING PLAN.
4. STREET TREE PLAN: STREET TREES ARE PLANTED 25' ON CENTER OR LESS AS INDICATED ON THE PLANS. STREET TREES WILL BE PLANTED IN A CONTINUOUS TREE TRENCH IN ORDER TO MAXIMIZE THE AMOUNT OF SPACE AVAILABLE FOR TREE ROOT GROWTH. STREET TREE PLACEMENT HAS BEEN COORDINATED WITH ON-STREET PARKING STRIPING IN ORDER TO ALLOW EASY ACCESS TO THE SIDEWALK AND TO PROTECT THE TREES.
5. TURF AREA: THERE ARE NO GRASS LAWN AREAS IN THIS PROJECT.
6. TIMING OF LANDSCAPE INSTALLATION: INSTALLATION OF THE LANDSCAPING SHALL BE COMPLETE WITHIN 60 DAYS OF THE RELATED BUILDINGS OCCUPANCY. LANDSCAPE IMPROVEMENTS WILL BE PHASED IN ASSOCIATION WITH THE PHASED SITE DEVELOPMENT INDICATED ON THE PLANS. PHASE 1 WILL INCLUDE ALL LANDSCAPING EXCEPT FOR THE EXISTING POOL AREA. PHASE 2 WILL INCLUDE RENOVATION OF THE POOL AREA.
7. SURFACE TREATMENT: ALL LANDSCAPE AREAS SHALL BE COVERED WITH VEGETATION, MULCH OR SEED.
8. VEGETATION: A MINIMUM OF 40% OF INSTALLED SHRUBS, ACCENT PLANTS AND ORNAMENTAL GRASSES WILL BE EVERGREEN IN ORDER TO PROVIDE SIGNIFICANT WINTER INTEREST AND VISUAL IMPACT.
9. WATER HARVESTING: PASSIVE AND ACTIVE WATER HARVESTING ZONES ARE INDICATED ON THE PLANS. SEE IRRIGATION NOTES.
10. LANDSCAPING, FENCING, AND SIGNING WILL NOT INTERFERE WITH CLEAR SIGHT REQUIREMENTS. THEREFORE, SIGNS, WALLS, TREES, AND SHRUBBERY BETWEEN 3' AND 8' (AS MEASURED FROM THE GUTTER PAN) WILL NOT BE ACCEPTABLE IN THIS AREA.
11. MINIMUM PLANT SIZES ARE AS PER COA STANDARDS: 2" CALIPER TREES, 6' HEIGHT CONIFERS, AND 1 GALLON SHRUBS.
12. STABILIZED CRUSHER FINES WITHIN HOTEL COURTYARD WILL BE MAINTAINED TO MEET ADA REQUIREMENTS FOR AN ACCESSIBLE SURFACE.

**IRRIGATION NOTES**

1. RESPONSIBILITY FOR MAINTENANCE: THE CONTRACTOR WILL BE RESPONSIBLE FOR MAINTENANCE OF THE IRRIGATION INSTALLATION DURING CONSTRUCTION. THE OWNER WILL BE RESPONSIBLE FOR MAINTENANCE FOLLOWING THE 90-DAY MAINTENANCE PERIOD.
2. STATE OF COMPLIANCE WITH WATER CONSERVATION REGULATIONS: THE IRRIGATION DESIGN SHALL COMPLY WITH THE CITY OF ALBUQUERQUE WASTE WATER CONSERVATION, LANDSCAPING AND WATER WASTE ORDINANCE.
3. IRRIGATION DESIGN DESCRIPTION: A FULLY AUTOMATED IRRIGATION SYSTEM WILL BE USED TO IRRIGATE PLANTS IN THE PROJECT AREA. PHASE 1 IRRIGATION MAY BE DESIGNED IN PART OR IN TOTAL AS AN EXTENSION OF THE EXISTING IRRIGATION SYSTEM FOR THE EXISTING IRRIGATION SYSTEM IN THE POOL AREA. THE IRRIGATION SYSTEM WILL BE DESIGNED WITH SEPARATE ZONES ACCORDING TO WATER REQUIREMENTS. ON AVERAGE, EACH TREE SHALL RECEIVE THREE (3) - TWO (2) GPH EMITTERS EACH AND ALL OTHER PLANT MATERIAL SHALL RECEIVE TWO (2) - ONE (1) GPH EMITTERS EACH. IF THE EXISTING IRRIGATION SYSTEM DESIGN IS INSUFFICIENT TO ACCOMMODATE THE LANDSCAPING FOR THE NEW HOTEL, IRRIGATION WATER SUPPLY WILL BE PROVIDED OFF OF THE HOTEL DOMESTIC SUPPLY LINE. A NEW BACKFLOW PREVENTER AND MASTER VALVE WILL BE PROVIDED PER COA STANDARD DETAIL 2701.
4. WATER SOURCE AND PROTECTION: THE WATER SOURCE FOR PROJECT IRRIGATION WILL BE CITY WATER, SUPPLEMENTED BY ROOF WATER COLLECTED IN CISTERNS.
5. WATER HARVESTING: PASSIVE AND ACTIVE WATER HARVESTING ZONES ARE INDICATED ON THE PLANS. THE NEW HOTEL WILL DIRECT ROOF STORMWATER TO CISTERNS IN ORDER TO MANAGE OFF-SITE STORMWATER FLOWS. THE WATER IN THE CISTERNS WILL BE USED FOR IRRIGATION PURPOSES IN ORDER TO REDUCE POTABLE WATER USE FOR IRRIGATION.

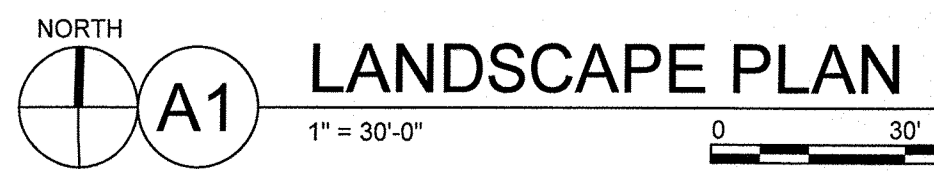
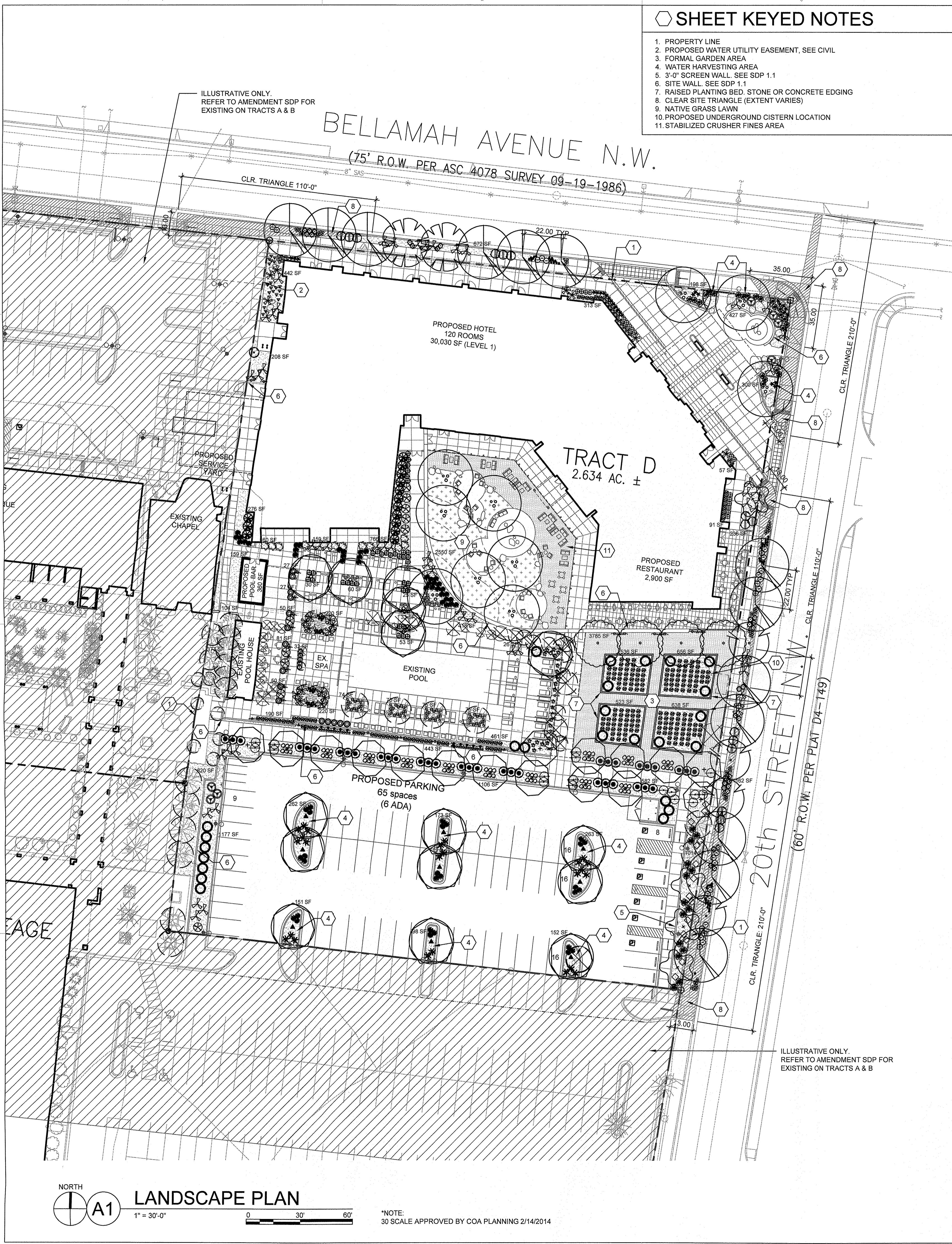
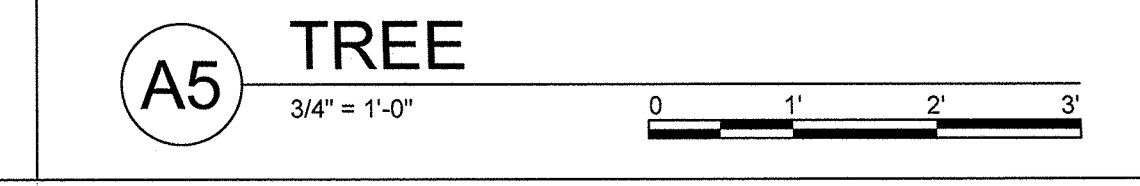
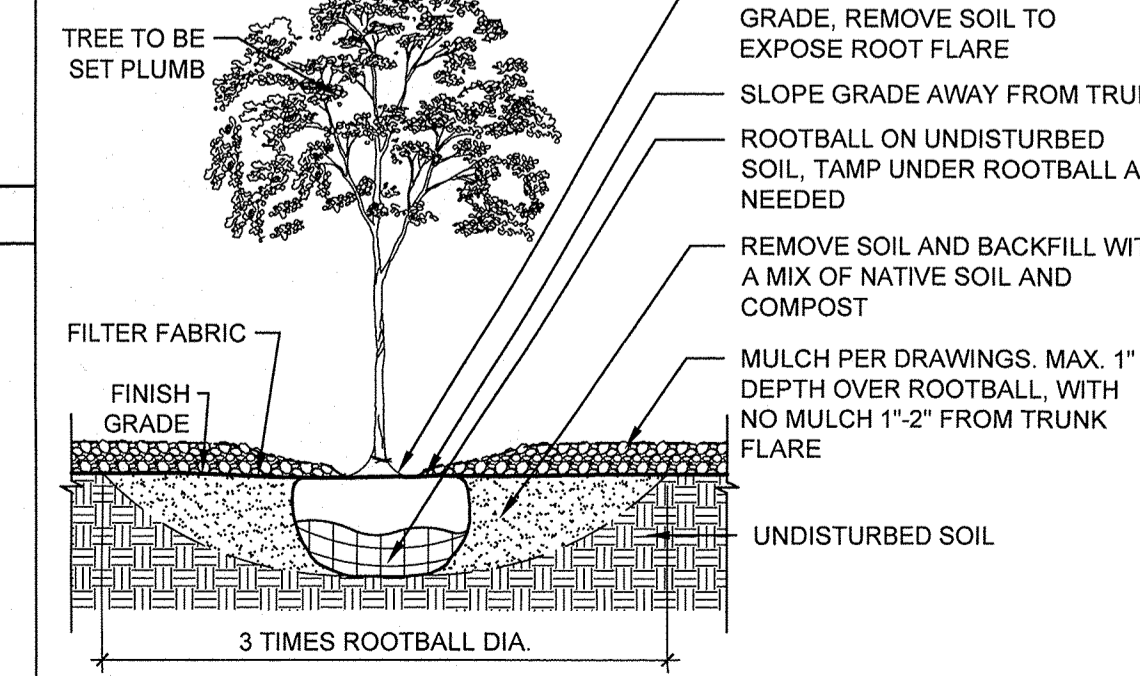
**LANDSCAPE CALCULATIONS**

TRACT D  
TOTAL AREA OF THE LOT (TRACT D) = 2.634 AC = 114,737 SF  
AREA OF LOT COVERED BY BUILDING = 30,390 SF  
NON-PARKING AREA W/ NO LANDSCAPING AND MIN. 6' TALL SCREEN: 633 SF  
NET LOT AREA = 83,714 SF

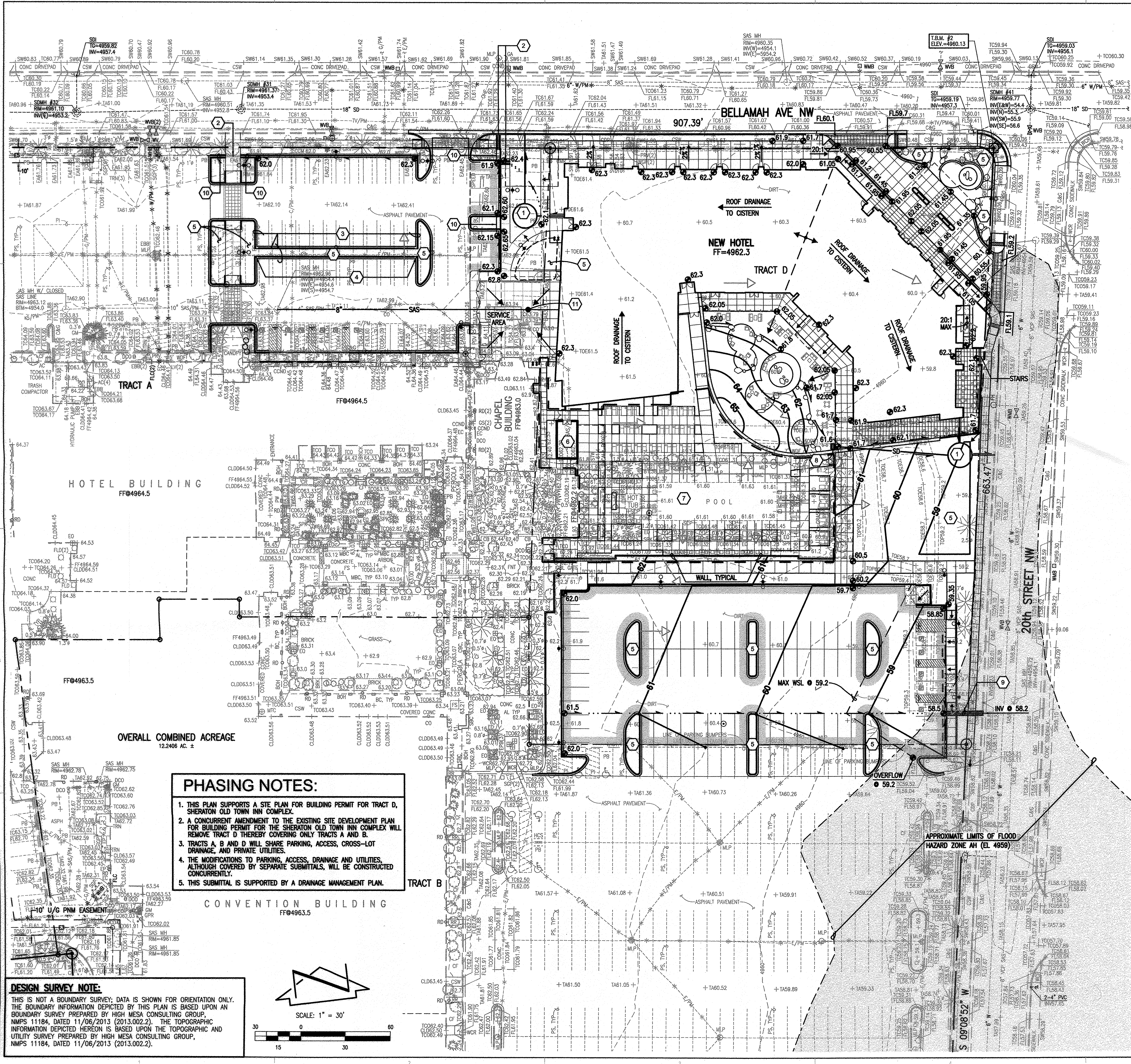
REQUIRED LANDSCAPE AREA (15% OF NET LOT AREA) = 12,557 SF  
PROVIDED LANDSCAPE AREA (NOT INCLUDING R.O.W.) = 23,510 SF = 28%

TREES PER PARKING SPACES REQUIRED = 1 TREE / 10 PARKING SPACES  
NUMBER OF PARKING = 65  
REQUIRED NUMBER OF TREES = 7 TREES  
PROVIDED NUMBER OF TREES = 22 TREES

- NOTES:
1. PRIOR TO BACKFILLING, ALL MATERIAL SUCH AS CONTAINERS, WIRE, BURLAP, AND ROPE SHALL BE REMOVED, WHILE STILL PROTECTING THE INTEGRITY OF THE ROOTBALL.
  2. BOTTOM OF TREE PITS TO BE COMPACTED TO PREVENT SETTLING




\*NOTE:  
30 SCALE APPROVED BY COA PLANNING 2/14/2014



### DESIGN GRADING LEGEND:

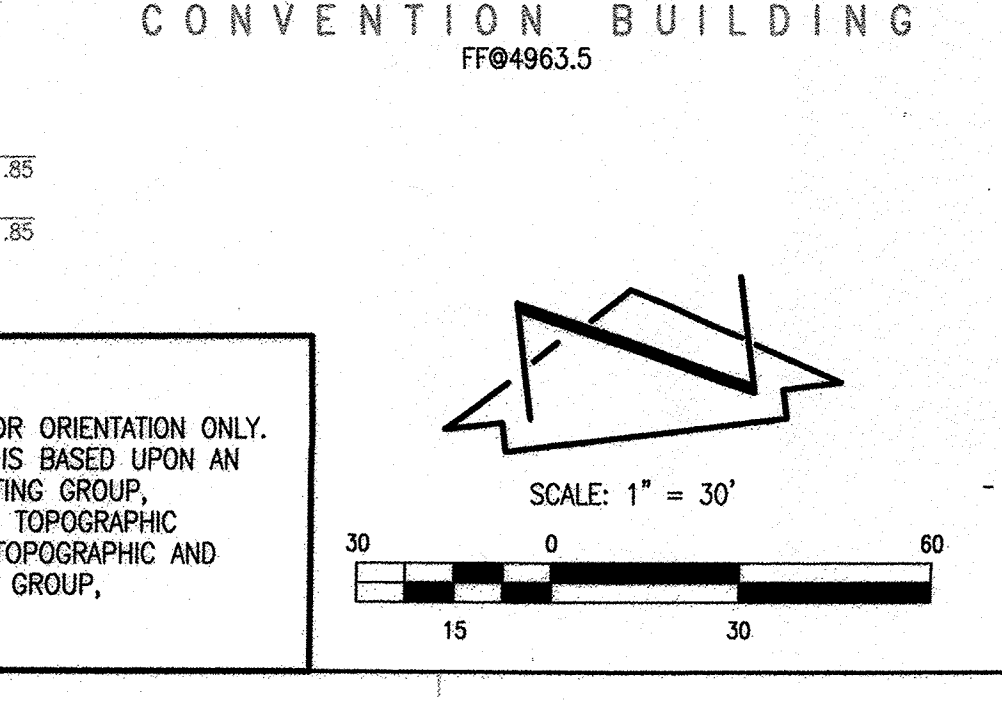
INV	INVERT
TA	TOP OF ASPHALT PAVEMENT
TC	TOP OF CURB
TG	TOP OF GRATE
+ 20.05	EXISTING SPOT ELEVATION
14.00	PROPOSED SPOT ELEVATION
4920	EXISTING FLOWLINE
20	PROPOSED FLOWLINE
	EXISTING CONTOUR
	PROPOSED CONTOUR
	EXISTING DIRECTION OF FLOW
	PROPOSED DIRECTION OF FLOW
	PROPERTY LINE
	PUBLIC EASEMENT LINE
	HIGH POINT / DIVIDE
	PROPOSED CONCRETE
	PROPOSED ASPHALT PAVING



- ### CONCEPTUAL GRADING & DRAINAGE KEYED NOTES:
1. NEW CISTERN SIZED TO CONTAIN FIRST 1/4-INCH OF ROOF RUNOFF WITH OVERFLOW TO STREET VIA 4" PVC CURB PENETRATION
  2. NEW SIDEWALK CULVERT
  3. SET NEW CURB AT 6-INCHES ABOVE EXISTING TOP OF ASPHALT ELEVATION, TYPICAL
  4. PROVIDE CURB OPENINGS FOR POSITIVE DRAINAGE
  5. GRADE WATER HARVESTING AREA SIZED TO MANAGE THE FIRST FLUSH OF RUNOFF AND CONTROL RUNOFF GENERATED BY CONTRIBUTING IMPERVIOUS AREA TO THE EXTENT PRACTICABLE
  6. NEW POOL ACCESSORY BUILDING WITH FF = 4962.2
  7. EXISTING POOL NO GRADE CHANGES PROPOSED. POOL DECK RUNOFF TO BE SELF-CONTAINED VIA DISCHARGE TO LANDSCAPED AREAS OR DECK DRAINS
  8. NEW STORM INLET WITH DISCHARGE TO CISTERN
  9. NEW 4-INCH PVC CURB PENETRATION FOR CONTROLLED RELEASE OF PARKING LOT RUNOFF TO STREET
  10. NEW DRAINAGE RUNDOWN FOR POSITIVE DRAINAGE THROUGH CURBS
  11. GRATED SANITARY SEWER MANHOLE TO ACCEPT AND DRAIN RUNOFF FROM REFUSE BIN AREA

- ### DRAINAGE CONCEPTS:
- PROPOSED FINISHED FLOOR ELEVATION IS A MINIMUM ONE-FOOT ABOVE THE CORRESPONDING DESIGNATED FLOOD PLAN ELEVATION AS PUBLISHED BY FEMA.
- DEVELOPED RUNOFF FROM THE PROPOSED NEW HOTEL AND/OR REDEVELOPED AREAS ADJACENT TO THE NEW HOTEL SHALL BE MANAGED BY A COMBINATION OF THE FOLLOWING TECHNIQUES:
- LIMITING POST DEVELOPMENT PEAK DISCHARGE FROM UNDEVELOPED PORTIONS OF SITE TO 2.75 CFS/ACRE
  - REDUCING THE PEAK RATE OF DISCHARGE BY IMPROVED LAND TREATMENTS
  - REDUCING THE PEAK RATE OF DISCHARGE BY DETENTION PONDING
  - REDUCING THE PEAK RATE OF DISCHARGE BY CAPTURING THE FIRST 1/2-INCH OF RUNOFF IN CISTERNS
  - MANAGE AND CONTROL THE FIRST FLUSH OF RUNOFF FROM ALTERED EXISTING AND NEW CONTRIBUTING IMPERVIOUS AREAS TO THE EXTENT PRACTICABLE IN ACCORDANCE WITH THE CITY OF ALBUQUERQUE DRAINAGE ORDINANCE AS REVISED EFFECTIVE MAY 12, 2014.

- ### PHASING NOTES:
1. THIS PLAN SUPPORTS A SITE PLAN FOR BUILDING PERMIT FOR TRACT D, SHERATON OLD TOWN INN COMPLEX.
  2. A CONCURRENT AMENDMENT TO THE EXISTING SITE DEVELOPMENT PLAN FOR BUILDING PERMIT FOR THE SHERATON OLD TOWN INN COMPLEX WILL REMOVE TRACT D THEREBY COVERING ONLY TRACTS A AND B.
  3. TRACTS A, B AND D WILL SHARE PARKING, ACCESS, CROSS-LOT DRAINAGE, AND PRIVATE UTILITIES.
  4. THE MODIFICATIONS TO PARKING, ACCESS, DRAINAGE AND UTILITIES ALTHOUGH COVERED BY SEPARATE SUBMITTALS, WILL BE CONSTRUCTED CONCURRENTLY.
  5. THIS SUBMITAL IS SUPPORTED BY A DRAINAGE MANAGEMENT PLAN.



architecture  
interiors  
landscape  
planning  
engineering

# Dekker Perich Sabatini

7601 Jefferson NE Suite 100  
Albuquerque, NM 87109  
505 761-8700  
fax 761-4222  
dps@dpsdesign.org

# Gensler

ARCHITECT

ENGINEER

PROJECT

New Hotel  
Albuquerque, New Mexico

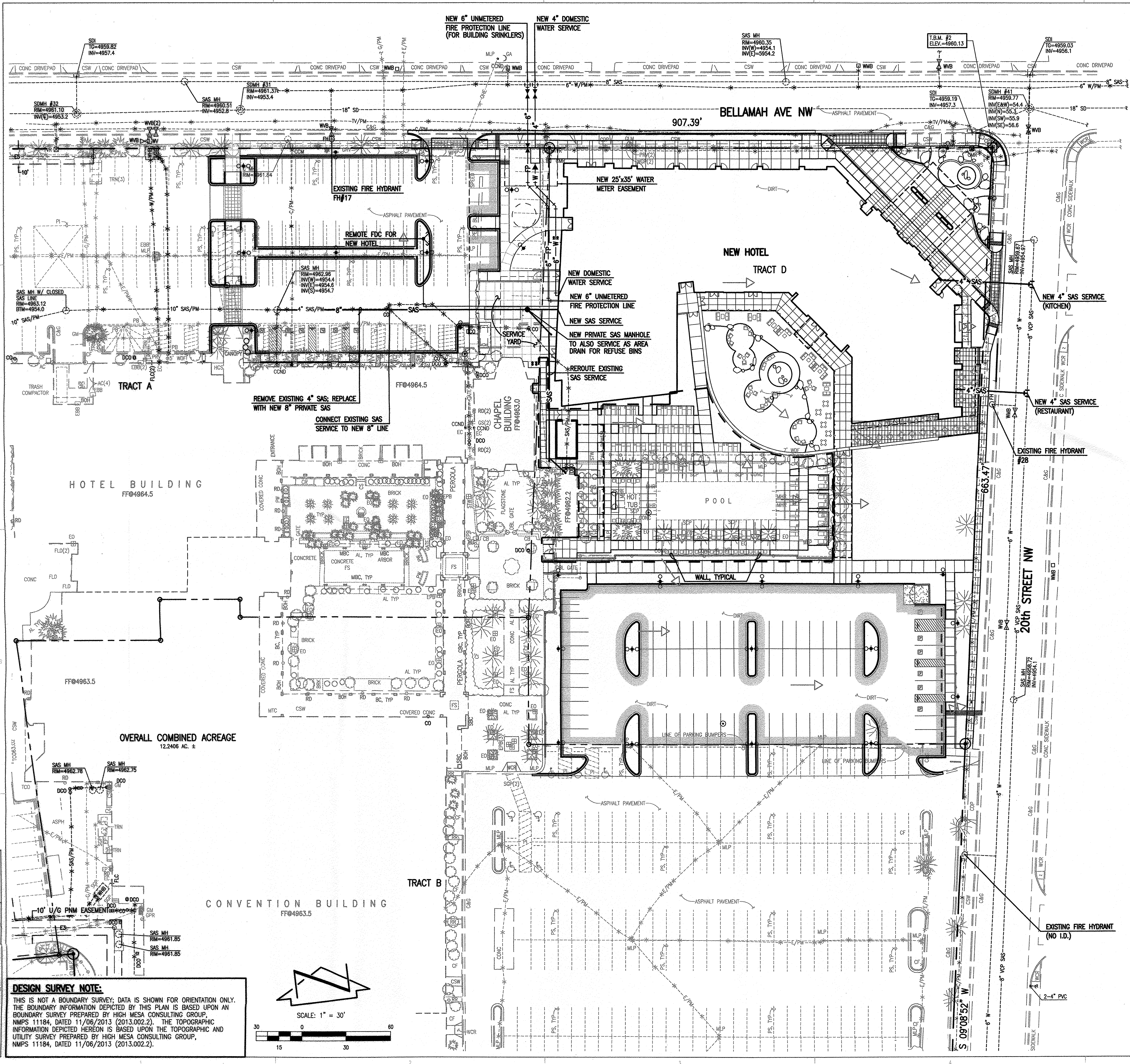
## DRB SUBMITAL

June 24, 2014

REVISIONS	
△	
△	
△	
DRAWN BY	J.Y.R.
REVIEWED BY	J.G.M.
DATE	6.24.2014
PROJECT NO.	13-0020
DRAWING NAME	CONCEPTUAL GRADING AND DRAINAGE PLAN
SHEET NO.	SDP-3.1
	OF

**HIGH MESA Consulting Group**

6010-B MIDWAY PARK BLVD. NE • ALBUQUERQUE, NEW MEXICO 87109  
PHONE: 505.345.4250 • FAX: 505.345.4254 • www.highmesacg.com  
2013.002.6



**UTILITY LEGEND**

- SD— PROPOSED STORM DRAIN
- PROPOSED INFILTRATION PIT
- PROPOSED STORM INLET
- PROPOSED STORM DRAIN MANHOLE
- EXISTING STORM DRAIN MANHOLE
- EXISTING FIRE HYDRANT
- PROPOSED FIRE HYDRANT
- FIRE DEPARTMENT CONNECTION
- EXISTING SANITARY SEWER MANHOLE
- SANITARY SEWER MANHOLE
- EXISTING VALVE BOX
- PROPOSED VALVE BOX
- EXISTING DOUBLE CLEANOUT
- PROPOSED DOUBLE CLEANOUT
- EXISTING SINGLE CLEANOUT
- PROPOSED SINGLE CLEANOUT
- EXISTING WATER SERVICE
- PROPOSED WATER SERVICE
- EXISTING WATER LINE
- PROPOSED WATER LINE
- EXISTING SANITARY SEWER LINE
- PROPOSED SANITARY SEWER LINE
- EXISTING FIRE LINE
- PROPOSED FIRE LINE
- EXISTING POST INDICATOR VALVE
- PROPOSED POST INDICATOR VALVE
- PROPOSED CONCRETE
- PROPOSED ASPHALT PAVING

**CONCEPTUAL UTILITY SITE PLAN NOTES:**

1. RBPB FOR DOMESTIC WATER SERVICE TO BE LOCATED IN SERVICE YARD (IN HOT BOX) OR IN MEP ROOM OF NEW BUILDING.
2. RBPB FOR UNMETERED FIRE PROTECTION LINE TO BE LOCATED IN SERVICE YARD (IN HOT BOX) OR IN MEP ROOM OF NEW BUILDING.
3. ELECTRIC TRANSFORMER TO BE LOCATED IN NEW SERVICE YARD.
4. GAS METER TO BE LOCATED IN NEW SERVICE YARD.
5. POOL DECK DRAIN DRAINAGE, A POTENTIALLY CHLORINATED DISCHARGE, WILL CONNECT TO THE POOL BUILDING SANITARY SEWER SERVICE.
6. MAINTENANCE OF THOSE PORTIONS OF THE 10' PRIVATE SANITARY SEWER LINE WITHIN TRACT A SHARED BY TRACTS A AND D SHALL BE SHARED BY TRACTS A AND D.

**PHASING NOTES:**

1. THIS PLAN SUPPORTS A SITE PLAN FOR BUILDING PERMIT FOR TRACT D, SHERATON OLD TOWN INN COMPLEX.
2. A CONCURRENT AMENDMENT TO THE EXISTING SITE DEVELOPMENT PLAN FOR BUILDING PERMIT FOR THE SHERATON OLD TOWN INN COMPLEX WILL REMOVE TRACT D THEREBY COVERING ONLY TRACTS A AND B.
3. TRACTS A, B AND D WILL SHARE PARKING, ACCESS, CROSS-LOT DRAINAGE, AND PRIVATE UTILITIES.
4. THE MODIFICATIONS TO PARKING, ACCESS, DRAINAGE AND UTILITIES, ALTHOUGH COVERED BY SEPARATE SUBMITTALS, WILL BE CONSTRUCTED CONCURRENTLY.
5. THIS SUBMITTAL IS SUPPORTED BY A DRAINAGE MANAGEMENT PLAN.

architecture  
interiors  
landscape  
planning  
engineering

**Dekker Perich Sabatini**

SAS MH RM=4960.99 INV=4955.55

7601 Jefferson NE Suite 100  
Albuquerque, NM 87109  
505 761-9700  
fax 761-4222  
dps@dpsdesign.org

ARCHITECT

**Gensler**

ENGINEER

JEFFREY G. MORTENSON  
REGISTERED PROFESSIONAL ENGINEER  
NEW MEXICO  
8547

06.20.2014

PROJECT

**New Hotel**  
Albuquerque, New Mexico

**DRB SUBMITAL**  
June 24, 2014

REVISIONS

- △
- △
- △
- △

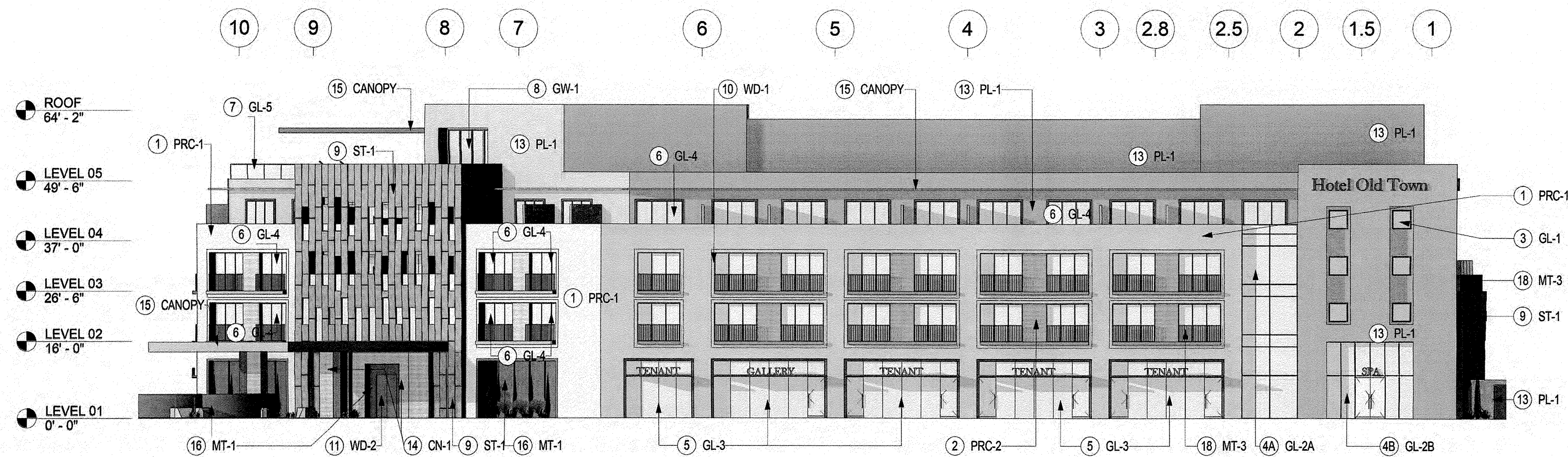
DRAWN BY J.Y.R.  
REVIEWED BY J.G.M.  
DATE 6.24.2014  
PROJECT NO. 13-0020  
DRAWING NAME  
**CONCEPTUAL UTILITY PLAN**

File Path: P:\MIA\2013\0027\ENR Plot Date: 06-20-2014  
File Name: 130027\_SDP-4\_1.DWG Plot Time: 11:34 am

**DESIGN SURVEY NOTE:**  
THIS IS NOT A BOUNDARY SURVEY; DATA IS SHOWN FOR ORIENTATION ONLY. THE BOUNDARY INFORMATION DEPICTED BY THIS PLAN IS BASED UPON A BOUNDARY SURVEY PREPARED BY HIGH MESA CONSULTING GROUP, NMP5 11184, DATED 11/06/2013 (2013.002.2). THE TOPOGRAPHIC INFORMATION DEPICTED HEREON IS BASED UPON THE TOPOGRAPHIC AND UTILITY SURVEY PREPARED BY HIGH MESA CONSULTING GROUP, NMP5 11184, DATED 11/06/2013 (2013.002.2).

SCALE: 1" = 30'

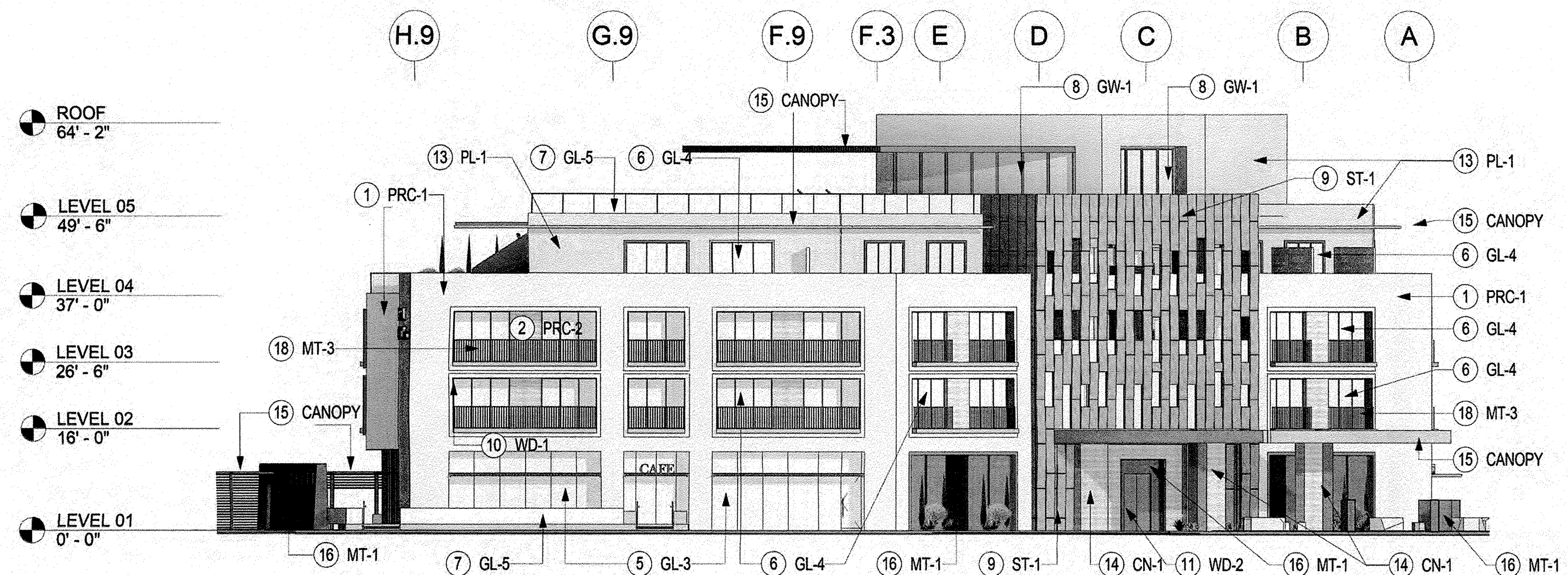
30 0 30 60  
15 30



**OVERALL EXTERIOR BUILDING ELEVATION - NORTH**

SCALE: 1/16" = 1'-0"

**2**



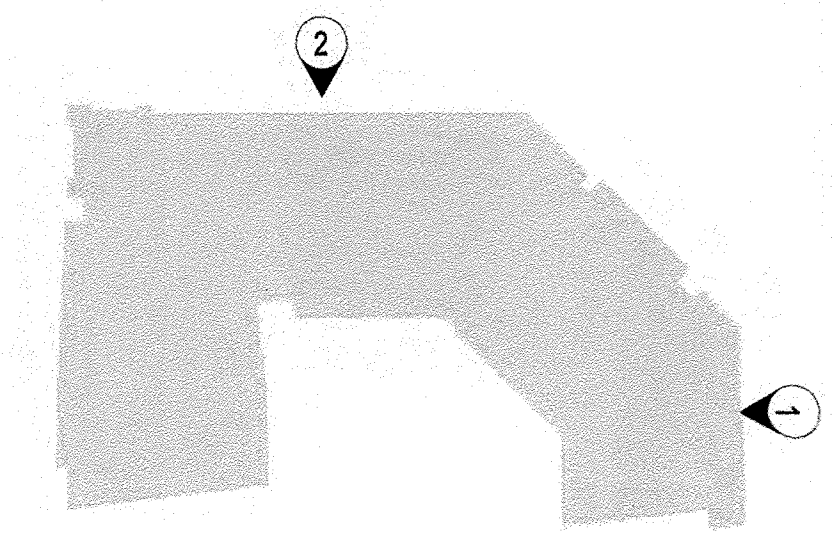
**OVERALL EXTERIOR BUILDING ELEVATION - EAST**

SCALE: 1/16" = 1'-0"

**1**

Sheet Note #	Symbol Text	Description	Notes
1	PRC-1	PRECAST CONCRETE WITH INTEGRAL SAND/TAN COLOR	NATURAL VARIATIONS IN TEXTURE & COLOR TYP. STUCCO ALT.
2	PRC-2	PRECAST CONCRETE WITH INTEGRAL TEXTURE AND GREY COLOR	NATURAL VARIATIONS IN TEXTURE & COLOR TYP. STUCCO ALT.
3	GL-1	ALUMINUM FRAMED FIXED WINDOW, CLEAR GLAZING, LOW E-COATING, VE1-2M	N/A
4A	GL-2A	STRUCTURAL GLAZING SYSTEM, CLEAR GLAZING, LOW E COATING, VE1-2M	N/A
4B	GL-2B	STRUCTURAL GLAZING SYSTEM, ALL GLASS DOORS, VE24-2M (OPTI-WHITE)	N/A
5	GL-3	ALUMINUM STOREFRONT GLAZING SYSTEM, CLEAR GLAZING, LOW E-COATING; LOW IRON VE24-2M (OPTI-WHITE)	N/A
6	GL-4	ALUMINUM CURTAIN WALL SYSTEM, INTEGRAL SWING DOORS, CLEAR GLAZING, LOW E-COATING, VE1-2M	N/A
7	GL-5	BOTTOM SUPPORTED GLASS RAIL, VE1-2M	METAL GUARD RAIL AS ALT.
8	GW-1	HORIZONTAL ACCORDION TYPE OPERABLE GLASS WALL SYSTEM, CLEAR GLAZING, LOW E-COATING	FIXED GLASS WALL SYSTEM WITH INTEGRAL DOORS.
9	ST-1	STONE WITH NATURAL SANDSTONE COLOR	NATURAL VARIATIONS IN TEXTURE & COLOR TYP. STUCCO ALT.
10	WD-1	EXTERIOR BALCONY FRAME: COMPOSITE WOOD PANELS, LIGHT BROWN/GREY COLOR	NATURAL VARIATIONS IN TEXTURE & COLOR TYP. STUCCO ALT.
11	WD-2	EXTERIOR GRADE SOLID WOOD DOORS - WARM GREY/BROWN	NATURAL VARIATIONS IN TEXTURE & COLOR TYP.
12	WD-3	EXTERIOR HORIZONTAL RAIN SCREEN SYSTEM - WARM GREY/BROWN	NATURAL VARIATIONS IN TEXTURE & COLOR TYP.
13	PL-1	STUCCO WITH INTEGRAL TAN FINISH	NATURAL VARIATIONS IN TEXTURE & COLOR TYP.
14	CN-1	CAST IN PLACE CONCRETE, ARCH. FINISH - WARM GREY	NATURAL VARIATIONS IN TEXTURE & COLOR TYP. STUCCO ALT.
15	CANO PY	CANOPY, METAL FRAMES WITH COMPOSITE WOOD INFILL PANELS	PLASTER SOFFIT AS ALT.
16	MT-1	CORTEN STEEL WITH NATURAL PATINA	NATURAL VARIATIONS IN TEXTURE & COLOR TYP.
17	MT-2	METAL PANEL GATE	N/A
18	MT-3	METAL BALCONY GUARD RAIL WITH VERTICAL BARS	BOTTOM SUPPORTED GLASS RAIL.
19	ART-1	CUSTOM ART INSTALLATION	

\* Signage location and dimensions for reference only.



architecture  
interiors  
landscape  
planning  
engineering

**Dekker Perich Sabatini**

7601 Jefferson NE Suite 100  
Albuquerque, NM 87109  
505 761-9700  
fax 761-4222  
dps@dpsdesign.org

ARCHITECT

**Gensler**

ENGINEER

**SITE DEVELOPMENT PLAN**  
FOR BUILDING PERMIT

PROJECT

**NEW HOTEL**  
800 Rio Grande Blvd. NW  
Albuquerque, NM 87104  
Tract D

**DRB Submittal**  
June 24, 2014

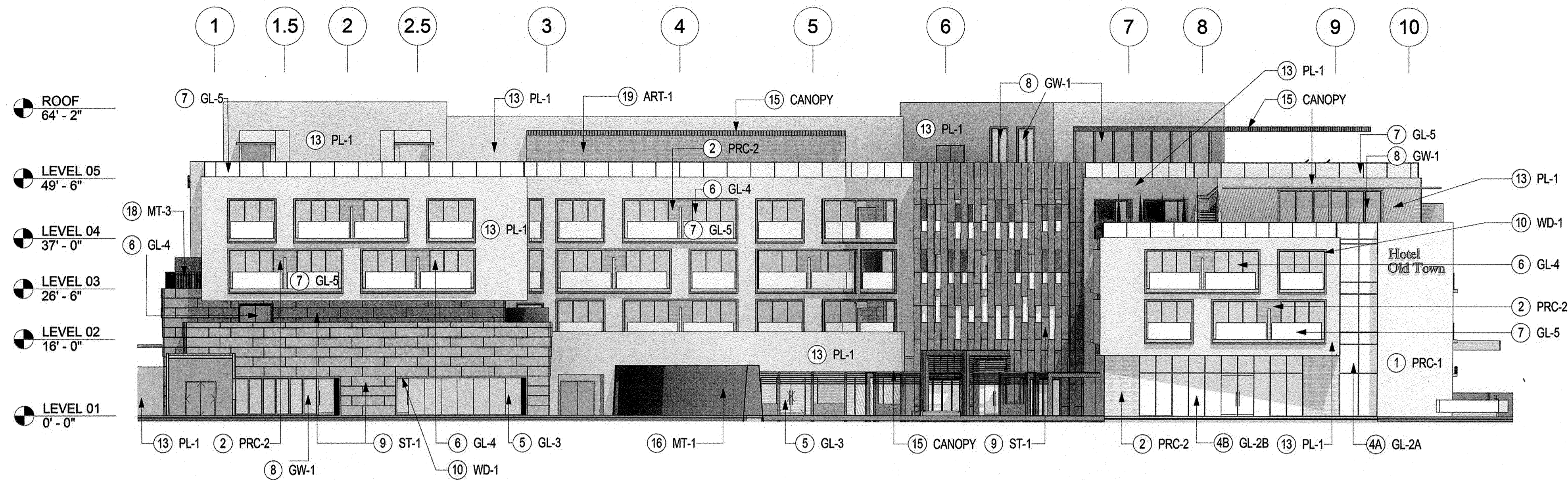
REVISIONS  
△ 6-24-14 Revised Per EPC Conditions 5-8-14  
△  
△  
△

DRAWN BY: KG  
REVIEWED BY: MJ  
DATE: 6.24.2014  
PROJECT NO.: 05.8544.000

DRAWING NAME  
**EXTERIOR ELEVATIONS OVERALL - COLOR**

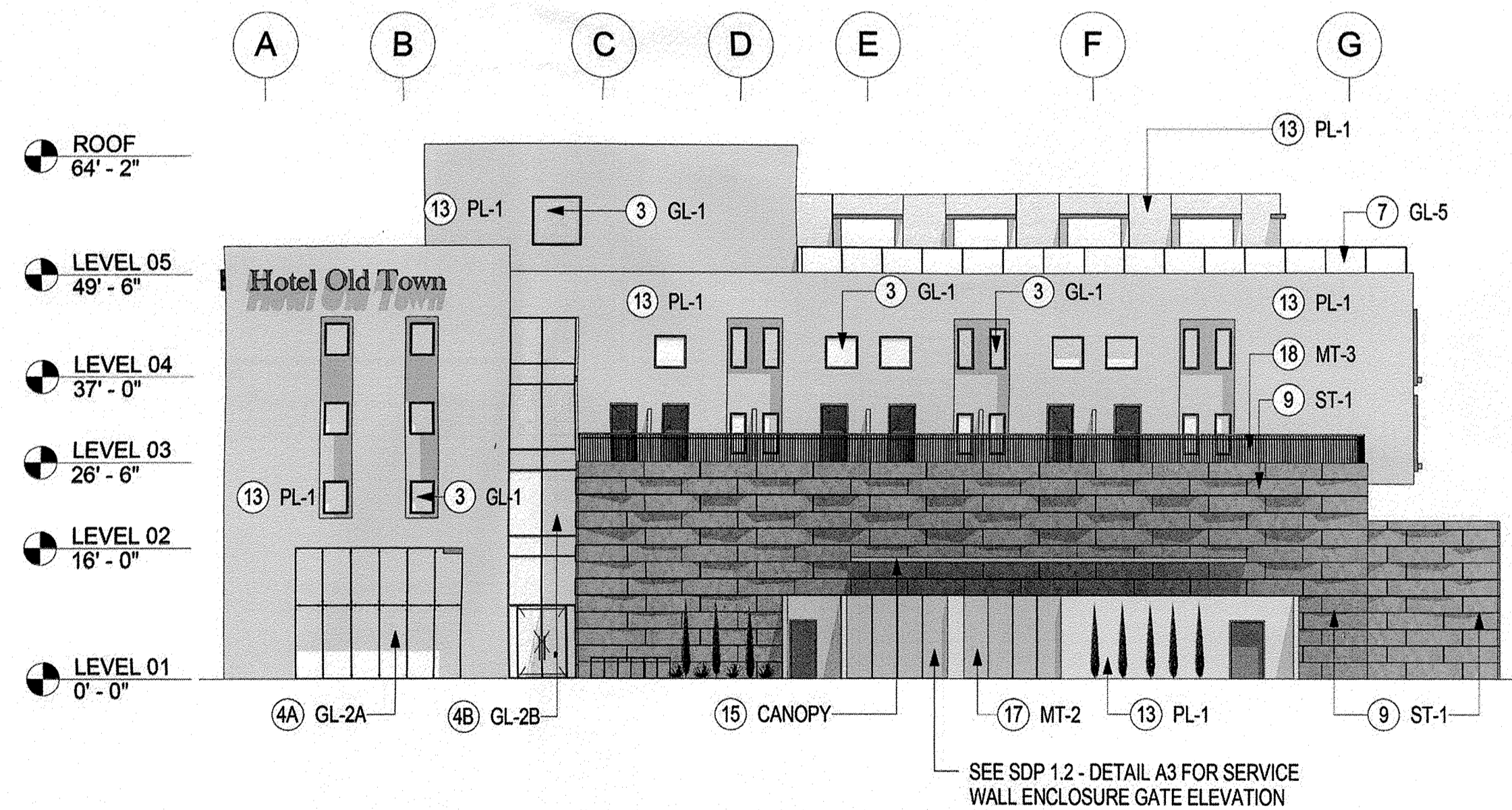
SHEET NO.  
**SDP-5.0**

6/17/2014 2:08:09 PM



**OVERALL EXTERIOR BUILDING ELEVATION - SOUTH**  
SCALE: 1/16" = 1'-0"

2




**OVERALL EXTERIOR BUILDING ELEVATION - WEST**  
SCALE: 1/16" = 1'-0"

1

Sheet Note #	Symbol Text	Description	Notes
1	PRC-1	PRECAST CONCRETE WITH INTEGRAL SAND/TAN COLOR	NATURAL VARIATIONS IN TEXTURE & COLOR TYP. STUCCO ALT.
2	PRC-2	PRECAST CONCRETE WITH INTEGRAL GREY COLOR	NATURAL VARIATIONS IN TEXTURE & COLOR TYP. STUCCO ALT.
3	GL-1	ALUMINUM FRAMED FIXED WINDOW, CLEAR GLAZING, LOW E-COATING, VE1-2M	N/A
4A	GL-2A	STRUCTURAL GLAZING SYSTEM, CLEAR GLAZING, LOW E COATING, VE1-2M	N/A
4B	GL-2B	STRUCTURAL GLAZING SYSTEM, ALL GLASS DOORS, VE24-2M (OPTI-WHITE)	N/A
5	GL-3	ALUMINUM STOREFRONT GLAZING SYSTEM, CLEAR GLAZING, LOW E-COATING; LOW IRON VE24-2M (OPTI-WHITE)	N/A
6	GL-4	ALUMINUM CURTAIN WALL SYSTEM, INTEGRAL SWING DOORS, CLEAR GLAZING, LOW E-COATING, VE1-2M	N/A
7	GL-5	BOTTOM SUPPORTED GLASS RAIL, VE1-2M	METAL GUARD RAIL AS ALT.
8	GW-1	HORIZONTAL ACCORDION TYPE OPERABLE GLASS WALL SYSTEM, CLEAR GLAZING, LOW E-COATING	FIXED GLASS WALL SYSTEM WITH INTEGRAL DOORS.
9	ST-1	STONE WITH NATURAL SANDSTONE COLOR	NATURAL VARIATIONS IN TEXTURE & COLOR TYP. STUCCO ALT.
10	WD-1	EXTERIOR BALCONY FRAME: COMPOSITE WOOD PANELS, LIGHT BROWN/GREY COLOR	NATURAL VARIATIONS IN TEXTURE & COLOR TYP. STUCCO ALT.
11	WD-2	EXTERIOR GRADE SOLID WOOD DOORS - WARM GREY/BROWN	NATURAL VARIATIONS IN TEXTURE & COLOR TYP.
12	WD-3	EXTERIOR HORIZONTAL RAIN SCREEN SYSTEM - WARM GREY/BROWN	NATURAL VARIATIONS IN TEXTURE & COLOR TYP.
13	PL-1	STUCCO WITH INTEGRAL TAN FINISH	NATURAL VARIATIONS IN TEXTURE & COLOR TYP.
14	CN-1	CAST IN PLACE CONCRETE, ARCH. FINISH - WARM GREY	NATURAL VARIATIONS IN TEXTURE & COLOR TYP. STUCCO ALT.
15	CANO PY	CANOPY, METAL FRAMES WITH COMPOSITE WOOD INFILL PANELS	PLASTER SOFFIT AS ALT.
16	MT-1	CORTEN STEEL WITH NATURAL PATINA	NATURAL VARIATIONS IN TEXTURE & COLOR TYP.
17	MT-2	METAL PANEL GATE	N/A
18	MT-3	METAL BALCONY GUARD RAIL WITH VERTICAL BARS	BOTTOM SUPPORTED GLASS RAIL.
19	ART-1	CUSTOM ART INSTALLATION	

\* Signage location and dimensions for reference only.



architecture  
interiors  
landscape  
planning  
engineering

**Dekker Perich Sabatini**

7601 Jefferson NE Suite 100  
Albuquerque, NM 87109  
505 761-9700  
fax 761-4222  
dps@dpsdesign.org

ARCHITECT

**Gensler**

ENGINEER

**SITE DEVELOPMENT PLAN FOR BUILDING PERMIT**

PROJECT

**NEW HOTEL**  
800 Rio Grande Blvd. NW  
Albuquerque, NM 87104  
Tract D

**DRB Submittal**  
June 24, 2014

REVISIONS  
△ 6-24-14 Revised Per EPC Conditions 5-8-14  
△  
△  
△

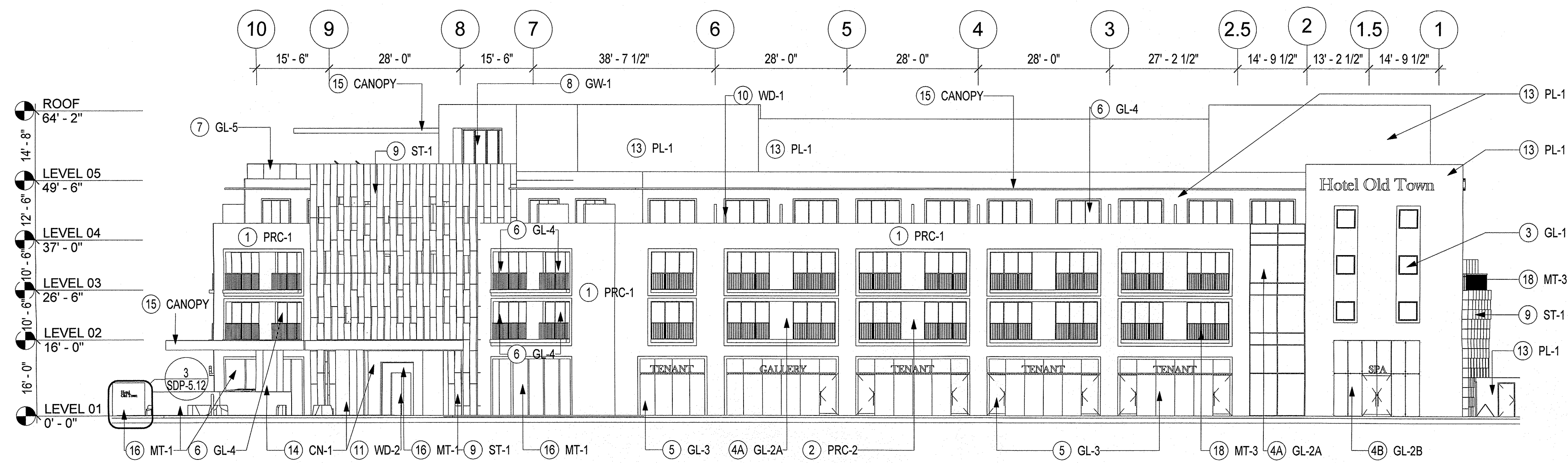
DRAWN BY: KG  
REVIEWED BY: MJ  
DATE: 6.24.2014  
PROJECT NO.: 05.8544.000

DRAWING NAME  
**EXTERIOR ELEVATIONS OVERALL - COLOR**

SHEET NO.  
**SDP-5.1**

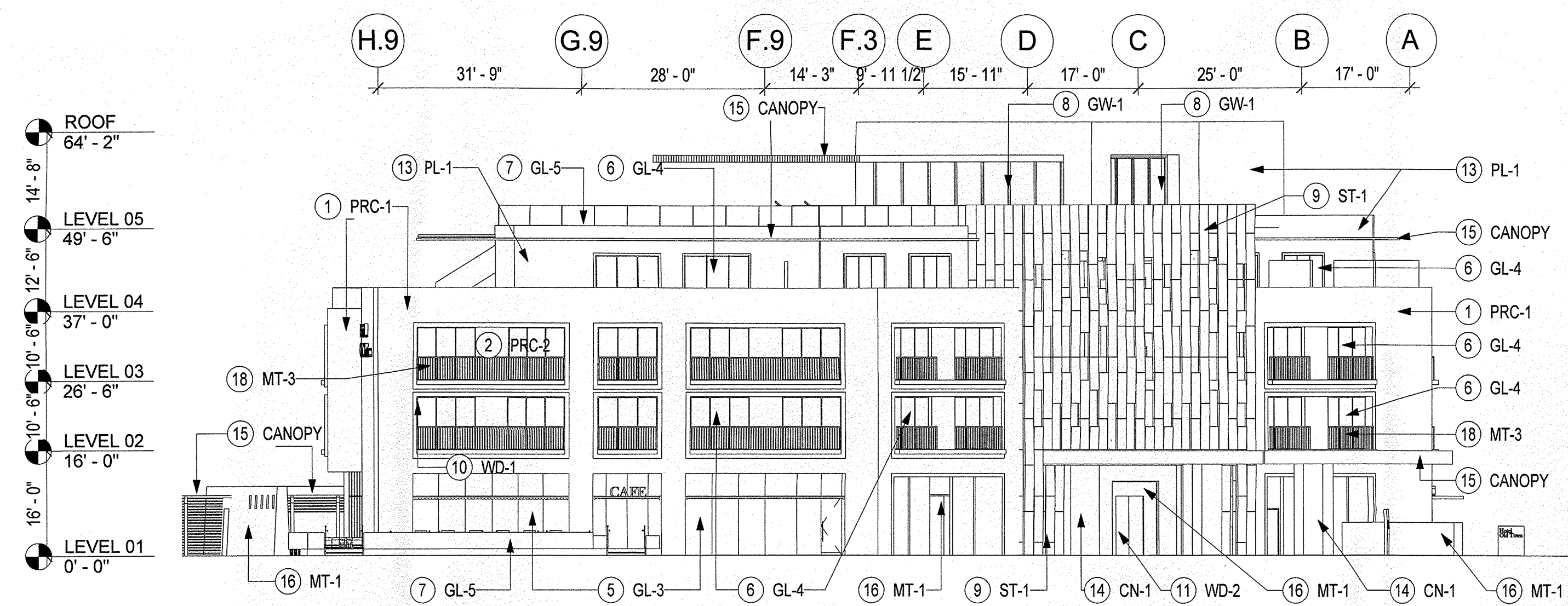
6/20/2014 5:54:34 PM





**OVERALL EXTERIOR BUILDING ELEVATION - NORTH**  
SCALE: 1/16" = 1'-0"

2

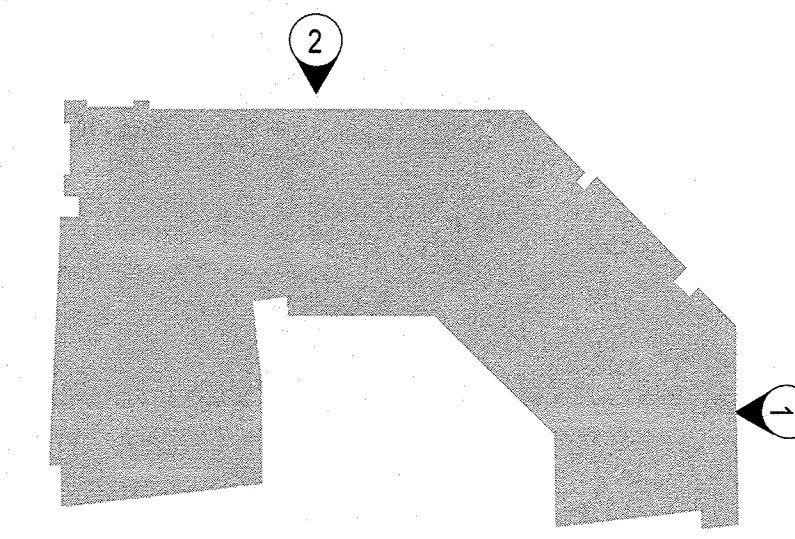


**OVERALL EXTERIOR BUILDING ELEVATION - EAST**  
SCALE: 1/16" = 1'-0"

1

Sheet Note #	Symbol Text	Description	Notes
1	PRC-1	PRECAST CONCRETE WITH INTEGRAL SAND/TAN COLOR	NATURAL VARIATIONS IN TEXTURE & COLOR TYP. STUCCO ALT.
2	PRC-2	PRECAST CONCRETE WITH INTEGRAL GREY TEXTURE AND GREY COLOR	NATURAL VARIATIONS IN TEXTURE & COLOR TYP. STUCCO ALT.
3	GL-1	ALUMINUM FRAMED FIXED WINDOW, CLEAR GLAZING, LOW E-COATING, VE1-2M	N/A
4A	GL-2A	STRUCTURAL GLAZING SYSTEM, CLEAR GLAZING, LOW E COATING, VE1-2M	N/A
4B	GL-2B	STRUCTURAL GLAZING SYSTEM, ALL GLASS DOORS, VE24-2M (OPTI-WHITE)	N/A
5	GL-3	ALUMINUM STOREFRONT GLAZING SYSTEM, CLEAR GLAZING, LOW E-COATING; LOW IRON VE24-2M (OPTI-WHITE)	N/A
6	GL-4	ALUMINUM CURTAIN WALL SYSTEM, INTEGRAL SWING DOORS, CLEAR GLAZING, LOW E-COATING, VE1-2M	N/A
7	GL-5	BOTTOM SUPPORTED GLASS RAIL, VE1-2M	METAL GUARD RAIL AS ALT.
8	GW-1	HORIZONTAL ACCORDION TYPE OPERABLE GLASS WALL SYSTEM, CLEAR GLAZING, LOW E-COATING	FIXED GLASS WALL SYSTEM WITH INTEGRAL DOORS.
9	ST-1	STONE WITH NATURAL SANDSTONE COLOR	NATURAL VARIATIONS IN TEXTURE & COLOR TYP. STUCCO ALT.
10	WD-1	EXTERIOR BALCONY FRAME. COMPOSITE WOOD PANELS, LIGHT BROWN/GREY COLOR	NATURAL VARIATIONS IN TEXTURE & COLOR TYP. STUCCO ALT.
11	WD-2	EXTERIOR GRADE SOLID WOOD DOORS - WARM GREY/BROWN	NATURAL VARIATIONS IN TEXTURE & COLOR TYP.
12	WD-3	EXTERIOR HORIZONTAL RAIN SCREEN SYSTEM - WARM GREY/BROWN	NATURAL VARIATIONS IN TEXTURE & COLOR TYP.
13	PL-1	STUCCO WITH INTEGRAL TAN FINISH	NATURAL VARIATIONS IN TEXTURE & COLOR TYP.
14	CN-1	CAST IN PLACE CONCRETE, ARCH. FINISH - WARM GREY	NATURAL VARIATIONS IN TEXTURE & COLOR TYP. STUCCO ALT.
15	CANO PY	CANOPY, METAL FRAMES WITH COMPOSITE WOOD INFILL PANELS	PLASTER SOFFIT AS ALT.
16	MT-1	CORTEN STEEL WITH NATURAL PATINA	NATURAL VARIATIONS IN TEXTURE & COLOR TYP.
17	MT-2	METAL PANEL GATE	N/A
18	MT-3	METAL BALCONY GUARD RAIL WITH VERTICAL BARS	BOTTOM SUPPORTED GLASS RAIL.
19	ART-1	CUSTOM ART INSTALLATION	

\* Refer to illustrative elevations SDP 5.0-5.1 for material coloration.  
\*\* Signage location and dimensions for reference only.



architecture  
interiors  
landscape  
planning  
engineering

**Dekker Perich Sabatini**

7601 Jefferson NE Suite 100  
Albuquerque, NM 87109  
505 761-9700  
fax 761-4222  
dps@dpsdesign.org

ARCHITECT

**Gensler**

ENGINEER

**SITE DEVELOPMENT PLAN**  
FOR BUILDING PERMIT

PROJECT

**NEW HOTEL**  
800 Rio Grande Blvd. NW  
Albuquerque, NM 87104  
Tract D

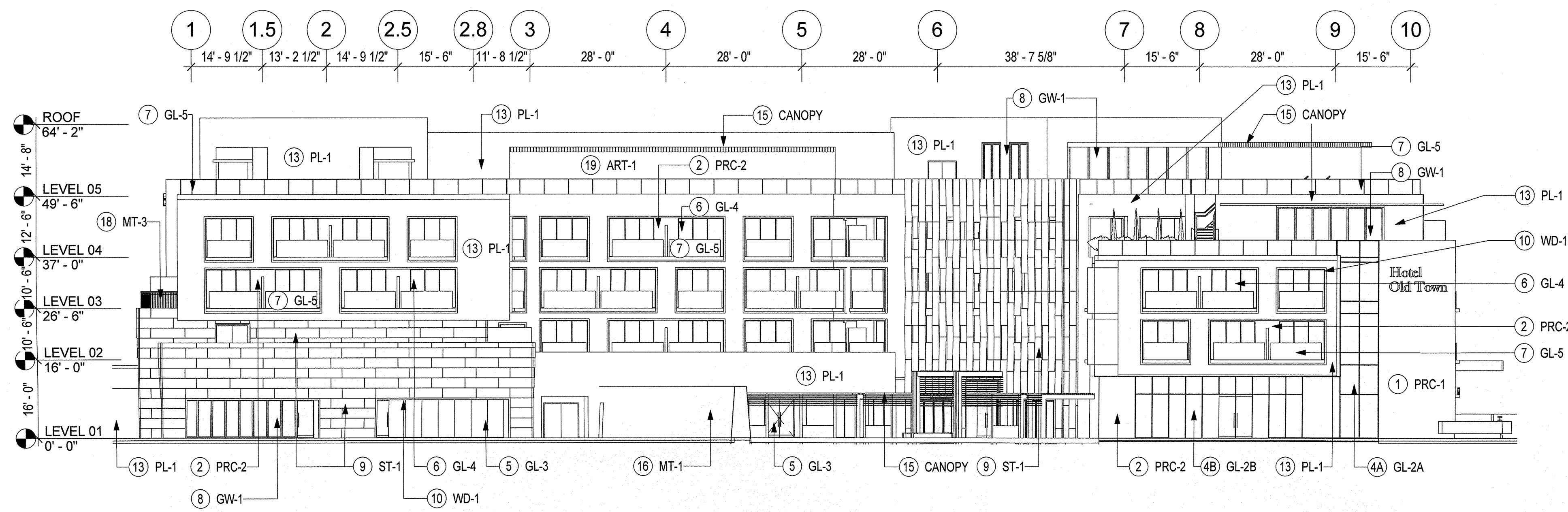
**DRB Submittal**  
June 24, 2014

REVISIONS

△	6-24-14	Revised Per EPC Conditions 5-8-14
△		
△		

DRAWN BY	KG
REVIEWED BY	MJ
DATE	6.24.2014
PROJECT NO.	05.8544.000
DRAWING NAME	EXTERIOR ELEVATIONS OVERALL

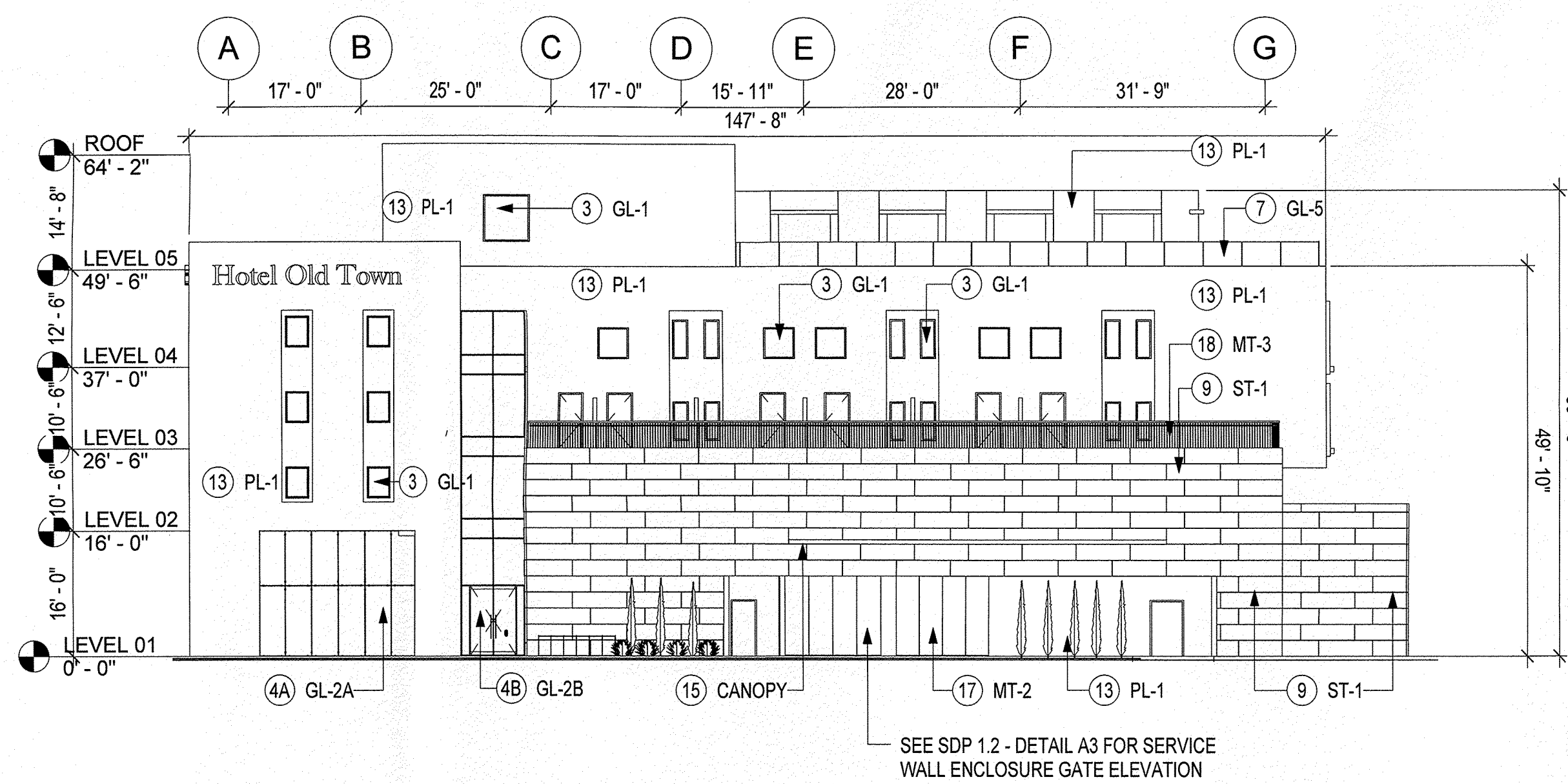
SHEET NO.  
**SDP-5.2**



OVERALL EXTERIOR BUILDING ELEVATION - SOUTH

SCALE: 1/16" = 1'-0"

2




OVERALL EXTERIOR BUILDING ELEVATION - WEST

SCALE: 1/16" = 1'-0"

1

Sheet Note #	Symbol Text	Description	Notes
1	PRC-1	PRECAST CONCRETE WITH INTEGRAL SAND/TAN COLOR	NATURAL VARIATIONS IN TEXTURE & COLOR TYP. STUCCO ALT.
2	PRC-2	PRECAST CONCRETE WITH INTEGRAL GREY TEXTURE AND GREY COLOR	NATURAL VARIATIONS IN TEXTURE & COLOR TYP. STUCCO ALT.
3	GL-1	ALUMINUM FRAMED FIXED WINDOW, CLEAR GLAZING, LOW E-COATING, VE1-2M	N/A
4A	GL-2A	STRUCTURAL GLAZING SYSTEM, CLEAR GLAZING, LOW E COATING, VE1-2M	N/A
4B	GL-2B	STRUCTURAL GLAZING SYSTEM, ALL GLASS DOORS, VE24-2M (OPTI-WHITE)	N/A
5	GL-3	ALUMINUM STOREFRONT GLAZING SYSTEM, CLEAR GLAZING, LOW E-COATING; LOW IRON VE24-2M (OPTI-WHITE)	N/A
6	GL-4	ALUMINUM CURTAIN WALL SYSTEM, INTEGRAL SWING DOORS, CLEAR GLAZING, LOW E-COATING, VE1-2M	N/A
7	GL-5	BOTTOM SUPPORTED GLASS RAIL, VE1-2M	METAL GUARD RAIL AS ALT.
8	GW-1	HORIZONTAL ACCORDION TYPE OPERABLE GLASS WALL SYSTEM, CLEAR GLAZING, LOW E-COATING	FIXED GLASS WALL SYSTEM WITH INTEGRAL DOORS.
9	ST-1	STONE WITH NATURAL SANDSTONE COLOR	NATURAL VARIATIONS IN TEXTURE & COLOR TYP. STUCCO ALT.
10	WD-1	EXTERIOR BALCONY FRAME - COMPOSITE WOOD PANELS, LIGHT BROWN/GREY COLOR	NATURAL VARIATIONS IN TEXTURE & COLOR TYP. STUCCO ALT.
11	WD-2	EXTERIOR GRADE SOLID WOOD DOORS - WARM GREY/BROWN	NATURAL VARIATIONS IN TEXTURE & COLOR TYP.
12	WD-3	EXTERIOR HORIZONTAL RAIN SCREEN SYSTEM - WARM GREY/BROWN	NATURAL VARIATIONS IN TEXTURE & COLOR TYP.
13	PL-1	STUCCO WITH INTEGRAL TAN FINISH	NATURAL VARIATIONS IN TEXTURE & COLOR TYP.
14	CN-1	CAST IN PLACE CONCRETE, ARCH. FINISH - WARM GREY	NATURAL VARIATIONS IN TEXTURE & COLOR TYP. STUCCO ALT.
15	CANO PY	CANOPY, METAL FRAMES WITH COMPOSITE WOOD INFILL PANELS	PLASTER SOFFIT AS ALT.
16	MT-1	CORTEN STEEL WITH NATURAL PATINA	NATURAL VARIATIONS IN TEXTURE & COLOR TYP.
17	MT-2	METAL PANEL GATE	N/A
18	MT-3	METAL BALCONY GUARD RAIL WITH VERTICAL BARS	BOTTOM SUPPORTED GLASS RAIL.
19	ART-1	CUSTOM ART INSTALLATION	

\* Refer to illustrative elevations SDP 5.0-5.1 for material coloration.  
 \*\* Signage location and dimensions for reference only.



architecture  
interiors  
landscape  
planning  
engineering

**Dekker Perich Sabatini**

7601 Jefferson NE Suite 100  
Albuquerque, NM 87109  
505 761-9700  
fax 761-4222  
dps@dpsdesign.org

ARCHITECT

**Gensler**

ENGINEER

**SITE DEVELOPMENT PLAN FOR BUILDING PERMIT**

PROJECT

**NEW HOTEL**  
 800 Rio Grande Blvd. NW  
 Albuquerque, NM 87104  
 Tract D

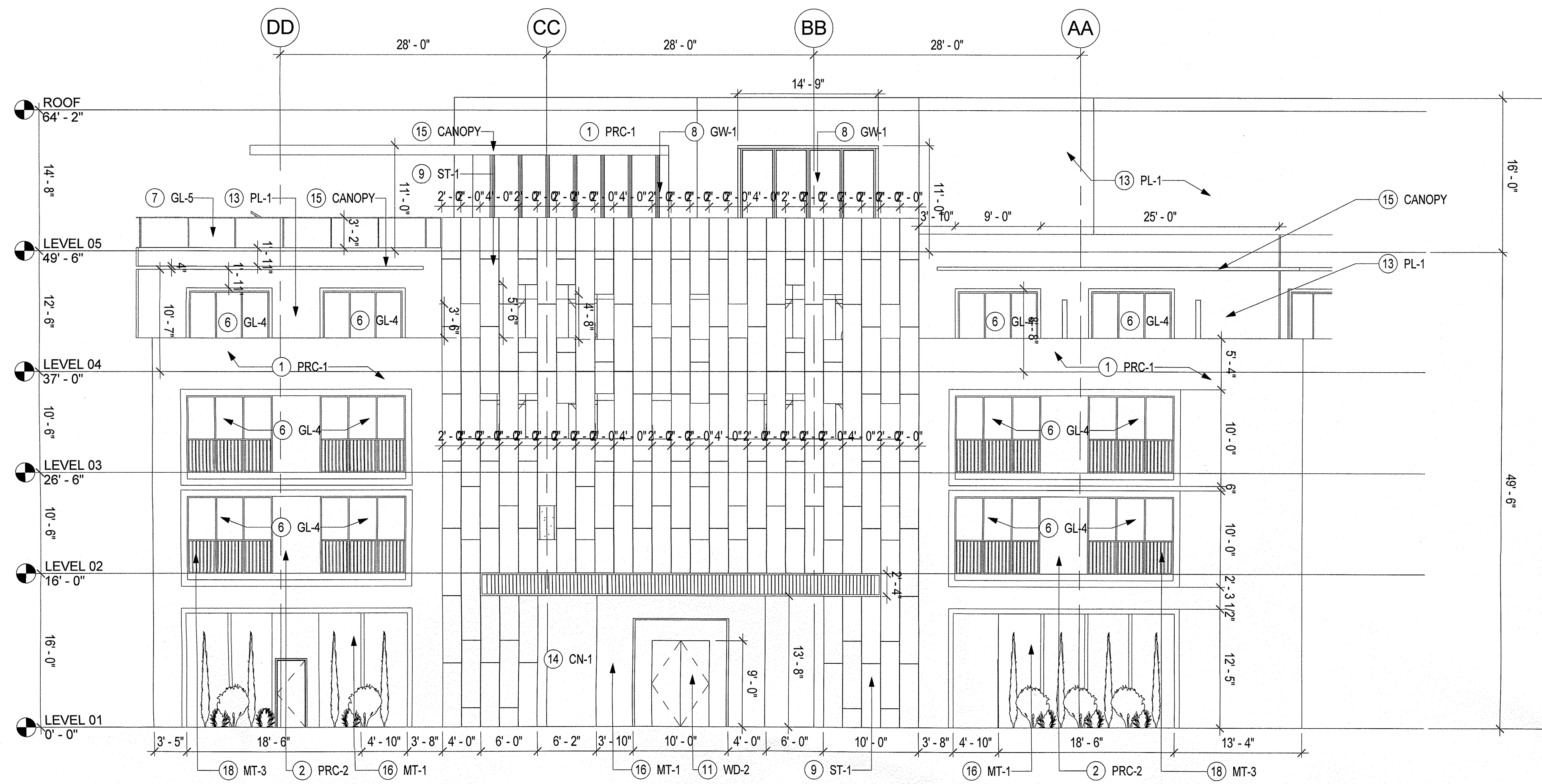
**DRB Submittal**  
 June 24, 2014

REVISIONS  
 ▲ 6-24-14 Revised Per EPC Conditions 5-8-14  
 ▲  
 ▲  
 ▲

DRAWN BY: KG  
 REVIEWED BY: MJ  
 DATE: 6.24.2014  
 PROJECT NO.: 05.8544.000

DRAWING NAME  
**EXTERIOR ELEVATIONS OVERALL**

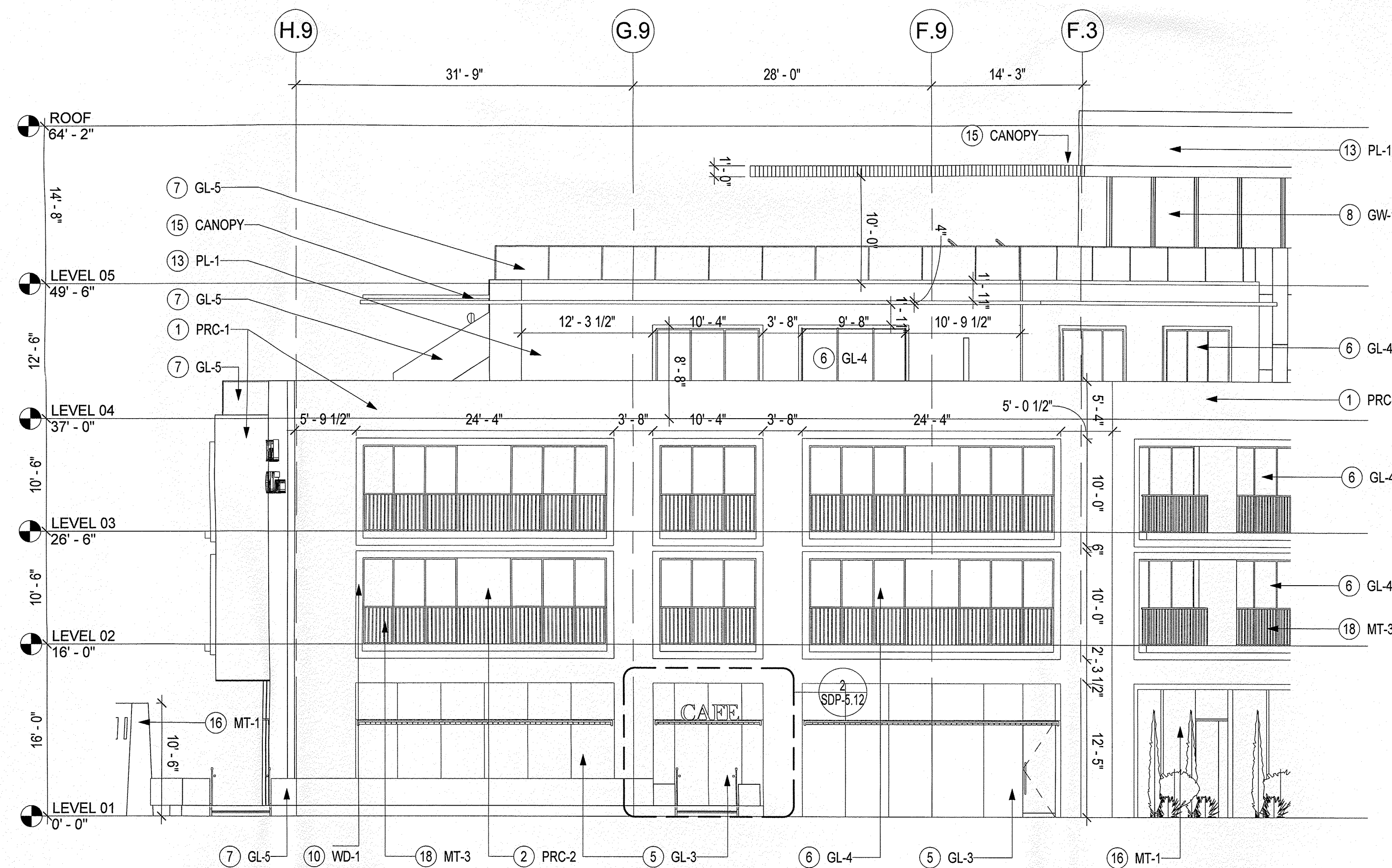
SHEET NO.  
**SDP-5.3**



**ENLARGED CORNER NORTHEAST**

SCALE: 1/8" = 1'-0"

2




**ENLARGED EAST WING E**

SCALE: 1/8" = 1'-0"

1

Sheet Note #	Symbol Text	Description	Notes
1	PRC-1	PRECAST CONCRETE WITH INTEGRAL SAND/TAN COLOR	NATURAL VARIATIONS IN TEXTURE & COLOR TYP. STUCCO ALT.
2	PRC-2	PRECAST CONCRETE WITH INTEGRAL GREY TEXTURE AND GREY COLOR	NATURAL VARIATIONS IN TEXTURE & COLOR TYP. STUCCO ALT.
3	GL-1	ALUMINUM FRAMED FIXED WINDOW, CLEAR GLAZING, LOW E-COATING, VE1-2M	N/A
4A	GL-2A	STRUCTURAL GLAZING SYSTEM, CLEAR GLAZING, LOW E COATING, VE1-2M	N/A
4B	GL-2B	STRUCTURAL GLAZING SYSTEM, ALL GLASS DOORS, VE24-2M (OPTI-WHITE)	N/A
5	GL-3	ALUMINUM STOREFRONT GLAZING SYSTEM, CLEAR GLAZING, LOW E-COATING; LOW IRON VE24-2M (OPTI-WHITE)	N/A
6	GL-4	ALUMINUM CURTAIN WALL SYSTEM, INTEGRAL SWING DOORS, CLEAR GLAZING, LOW E-COATING, VE1-2M	N/A
7	GL-5	BOTTOM SUPPORTED GLASS RAIL, VE1-2M	METAL GUARD RAIL AS ALT.
8	GW-1	HORIZONTAL ACCORDION TYPE OPERABLE GLASS WALL SYSTEM, CLEAR GLAZING, LOW E-COATING	FIXED GLASS WALL SYSTEM WITH INTEGRAL DOORS.
9	ST-1	STONE WITH NATURAL SANDSTONE COLOR	NATURAL VARIATIONS IN TEXTURE & COLOR TYP. STUCCO ALT.
10	WD-1	EXTERIOR BALCONY FRAME: COMPOSITE WOOD PANELS, LIGHT BROWN/GREY COLOR	NATURAL VARIATIONS IN TEXTURE & COLOR TYP. STUCCO ALT.
11	WD-2	EXTERIOR GRADE SOLID WOOD DOORS - WARM GREY/BROWN	NATURAL VARIATIONS IN TEXTURE & COLOR TYP.
12	WD-3	EXTERIOR HORIZONTAL RAIN SCREEN SYSTEM - WARM GREY/BROWN	NATURAL VARIATIONS IN TEXTURE & COLOR TYP.
13	PL-1	STUCCO WITH INTEGRAL TAN FINISH	NATURAL VARIATIONS IN TEXTURE & COLOR TYP.
14	CN-1	CAST IN PLACE CONCRETE, ARCH. FINISH - WARM GREY	NATURAL VARIATIONS IN TEXTURE & COLOR TYP. STUCCO ALT.
15	CANO PY	CANOPY, METAL FRAMES WITH COMPOSITE WOOD INFILL PANELS	PLASTER SOFFIT AS ALT.
16	MT-1	CORTEN STEEL WITH NATURAL PATINA	NATURAL VARIATIONS IN TEXTURE & COLOR TYP.
17	MT-2	METAL PANEL GATE	N/A
18	MT-3	METAL BALCONY GUARD RAIL WITH VERTICAL BARS	BOTTOM SUPPORTED GLASS RAIL.
19	ART-1	CUSTOM ART INSTALLATION	

\* Refer to illustrative elevations SDP 5.0-5.1 for material coloration.  
 \*\* Signage location and dimensions for reference only.



architecture  
interiors  
landscape  
planning  
engineering

**Dekker Perich Sabatini**

7601 Jefferson NE Suite 100  
Albuquerque, NM 87109  
505 761-9700  
fax 761-4222  
dps@dpsdesign.org

ARCHITECT

**Gensler**

ENGINEER

**SITE DEVELOPMENT PLAN FOR BUILDING PERMIT**

PROJECT

**NEW HOTEL**  
 800 Rio Grande Blvd. NW  
 Albuquerque, NM 87104  
 Tract D

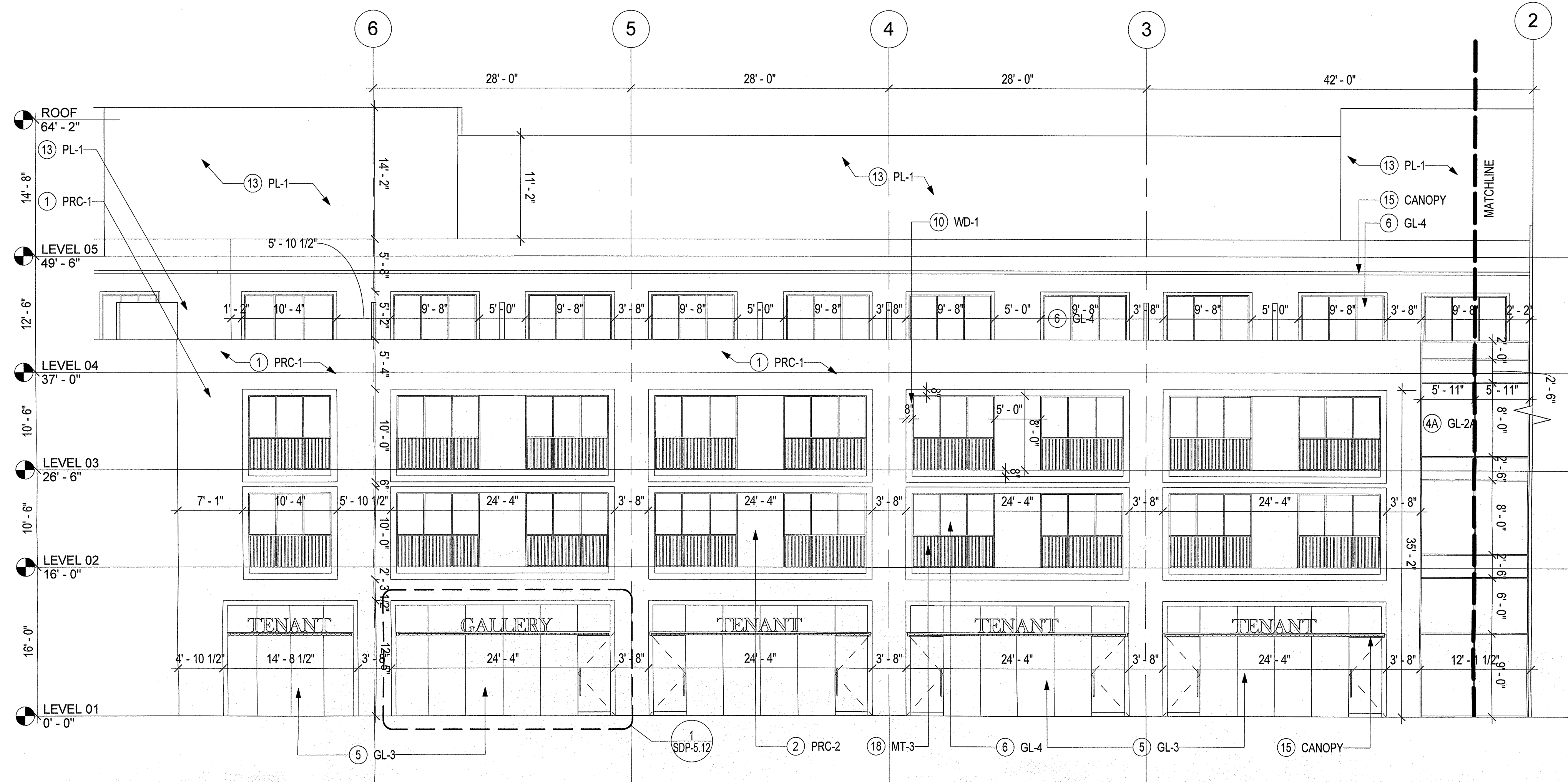
**DRB Submittal**  
 June 24, 2014

REVISIONS  
 6-24-14 Revised Per EPC Conditions 5-8-14

DRAWN BY: KG  
 REVIEWED BY: MJ  
 DATE: 6.24.2014  
 PROJECT NO.: 05.8544.000

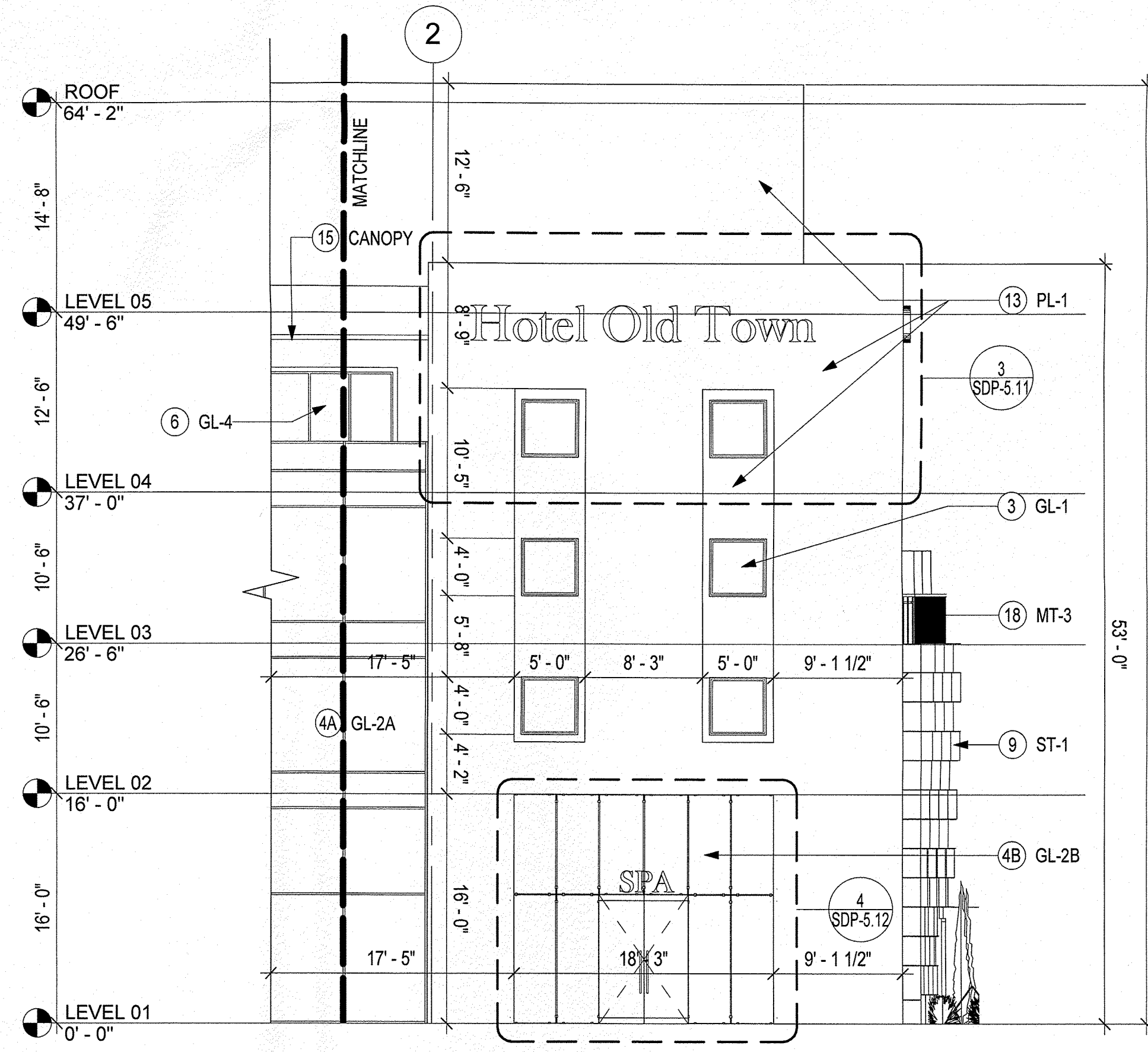
DRAWING NAME  
**ENLARGED ELEVATIONS**

SHEET NO.  
**SDP-5.4**



**ENLARGED NORTH WING NORTH**  
SCALE: 1/8" = 1'-0"

**1B**

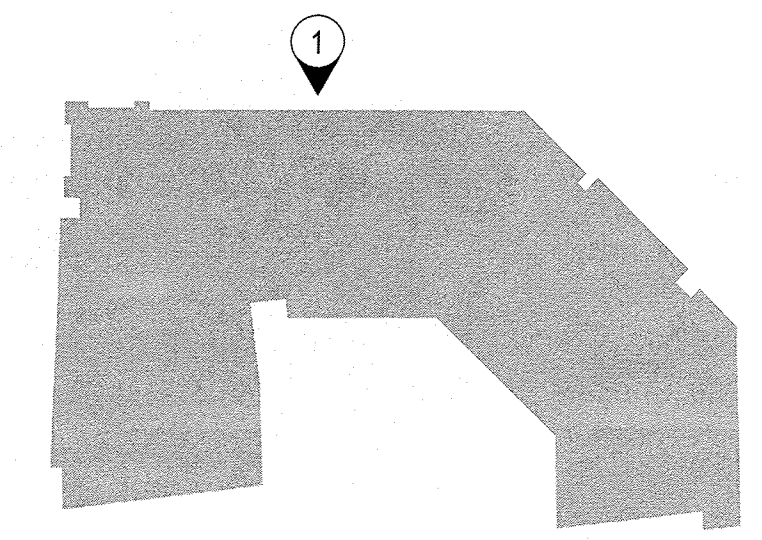


**ENLARGED NORTH WING NORTH - WEST**  
SCALE: 1/8" = 1'-0"

**1A**

Sheet Note #	Symbol Text	Description	Notes
1	PRC-1	PRECAST CONCRETE WITH INTEGRAL SAND/TAN COLOR	NATURAL VARIATIONS IN TEXTURE & COLOR TYP. STUCCO ALT.
2	PRC-2	PRECAST CONCRETE WITH INTEGRAL TEXTURE AND GREY COLOR	NATURAL VARIATIONS IN TEXTURE & COLOR TYP. STUCCO ALT.
3	GL-1	ALUMINUM FRAMED FIXED WINDOW, CLEAR GLAZING, LOW E-COATING, VE1-2M	N/A
4A	GL-2A	STRUCTURAL GLAZING SYSTEM, CLEAR GLAZING, LOW E COATING, VE1-2M	N/A
4B	GL-2B	STRUCTURAL GLAZING SYSTEM, ALL GLASS DOORS, VE24-2M (OPTI-WHITE)	N/A
5	GL-3	ALUMINUM STOREFRONT GLAZING SYSTEM, CLEAR GLAZING, LOW E-COATING; LOW IRON VE24-2M (OPTI-WHITE)	N/A
6	GL-4	ALUMINUM CURTAIN WALL SYSTEM, INTEGRAL SWING DOORS, CLEAR GLAZING, LOW E-COATING, VE1-2M	N/A
7	GL-5	BOTTOM SUPPORTED GLASS RAIL, VE1-2M	METAL GUARD RAIL AS ALT.
8	GW-1	HORIZONTAL ACCORDION TYPE OPERABLE GLASS WALL SYSTEM, CLEAR GLAZING, LOW E-COATING	FIXED GLASS WALL SYSTEM WITH INTEGRAL DOORS.
9	ST-1	STONE WITH NATURAL SANDSTONE COLOR	NATURAL VARIATIONS IN TEXTURE & COLOR TYP. STUCCO ALT.
10	WD-1	EXTERIOR BALCONY FRAME: COMPOSITE WOOD PANELS, LIGHT BROWN/GREY COLOR	NATURAL VARIATIONS IN TEXTURE & COLOR TYP. STUCCO ALT.
11	WD-2	EXTERIOR GRADE SOLID WOOD DOORS - WARM GREY/BROWN	NATURAL VARIATIONS IN TEXTURE & COLOR TYP.
12	WD-3	EXTERIOR HORIZONTAL SCREEN SYSTEM - WARM GREY/BROWN	NATURAL VARIATIONS IN TEXTURE & COLOR TYP.
13	PL-1	STUCCO WITH INTEGRAL TAN FINISH	NATURAL VARIATIONS IN TEXTURE & COLOR TYP.
14	CN-1	CAST IN PLACE CONCRETE, ARCH. FINISH - WARM GREY	NATURAL VARIATIONS IN TEXTURE & COLOR TYP. STUCCO ALT.
15	CANO PY	CANOPY, METAL FRAMES WITH COMPOSITE WOOD INFILL PANELS	PLASTER SOFFIT AS ALT.
16	MT-1	CORTEN STEEL WITH NATURAL PATINA	NATURAL VARIATIONS IN TEXTURE & COLOR TYP.
17	MT-2	METAL PANEL GATE	N/A
18	MT-3	METAL BALCONY GUARD RAIL WITH VERTICAL BARS	BOTTOM SUPPORTED GLASS RAIL.
19	ART-1	CUSTOM ART INSTALLATION	

\* Refer to illustrative elevations SDP 5.0-5.1 for material coloration.  
\*\* Signage location and dimensions for reference only.



architecture  
interiors  
landscape  
planning  
engineering

# Dekker Perich Sabatini

7601 Jefferson NE Suite 100  
Albuquerque, NM 87109  
505 761-9700  
fax 761-4222  
dps@dpsdesign.org

ARCHITECT

## Gensler

ENGINEER

### SITE DEVELOPMENT PLAN FOR BUILDING PERMIT

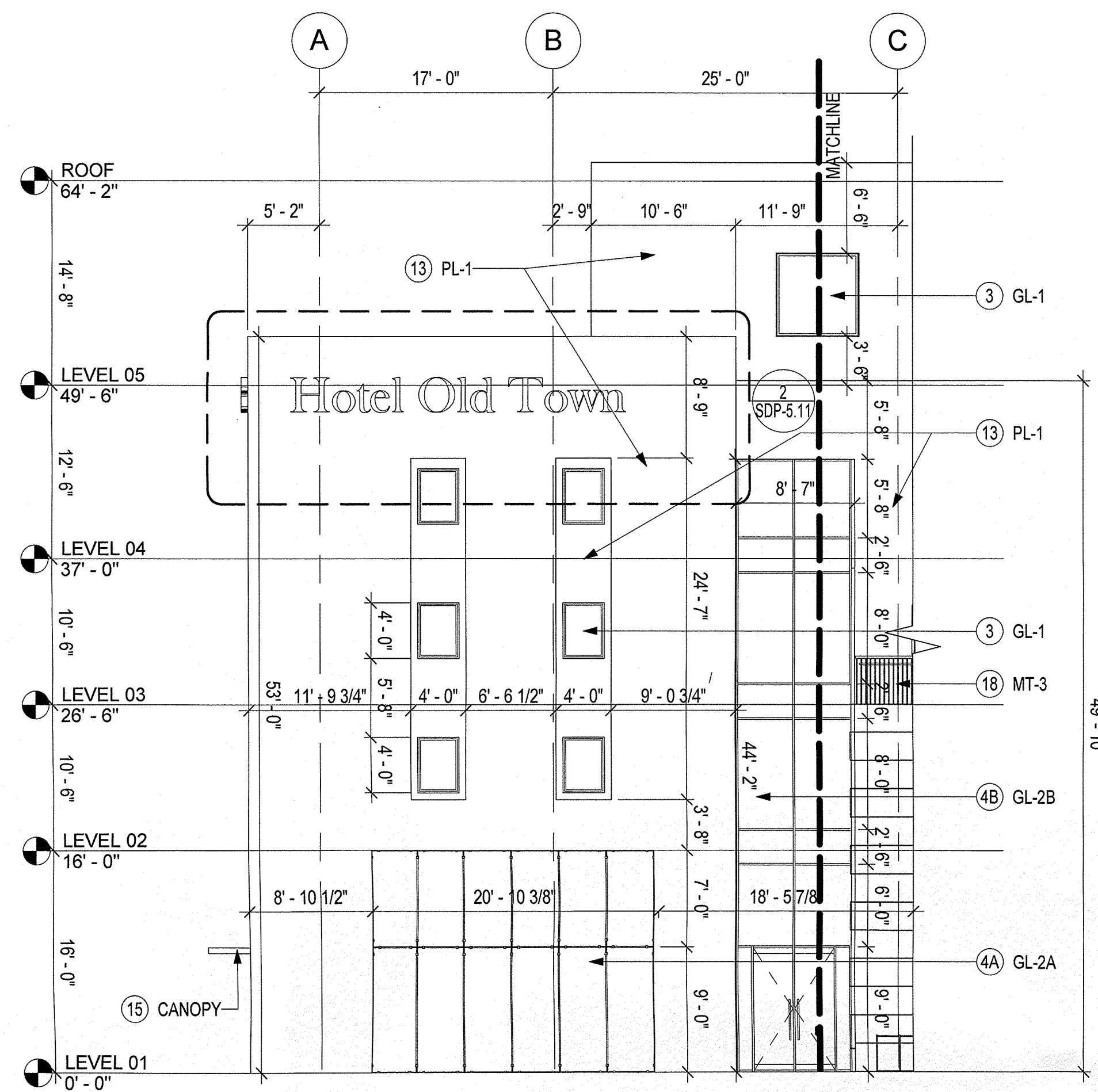
PROJECT

**NEW HOTEL**  
800 Rio Grande Blvd. NW  
Albuquerque, NM 87104  
Tract D

**DRB Submittal**  
June 24, 2014

REVISIONS  
△ 6-24-14 Revised Per EPC Conditions 5-8-14  
△  
△  
△

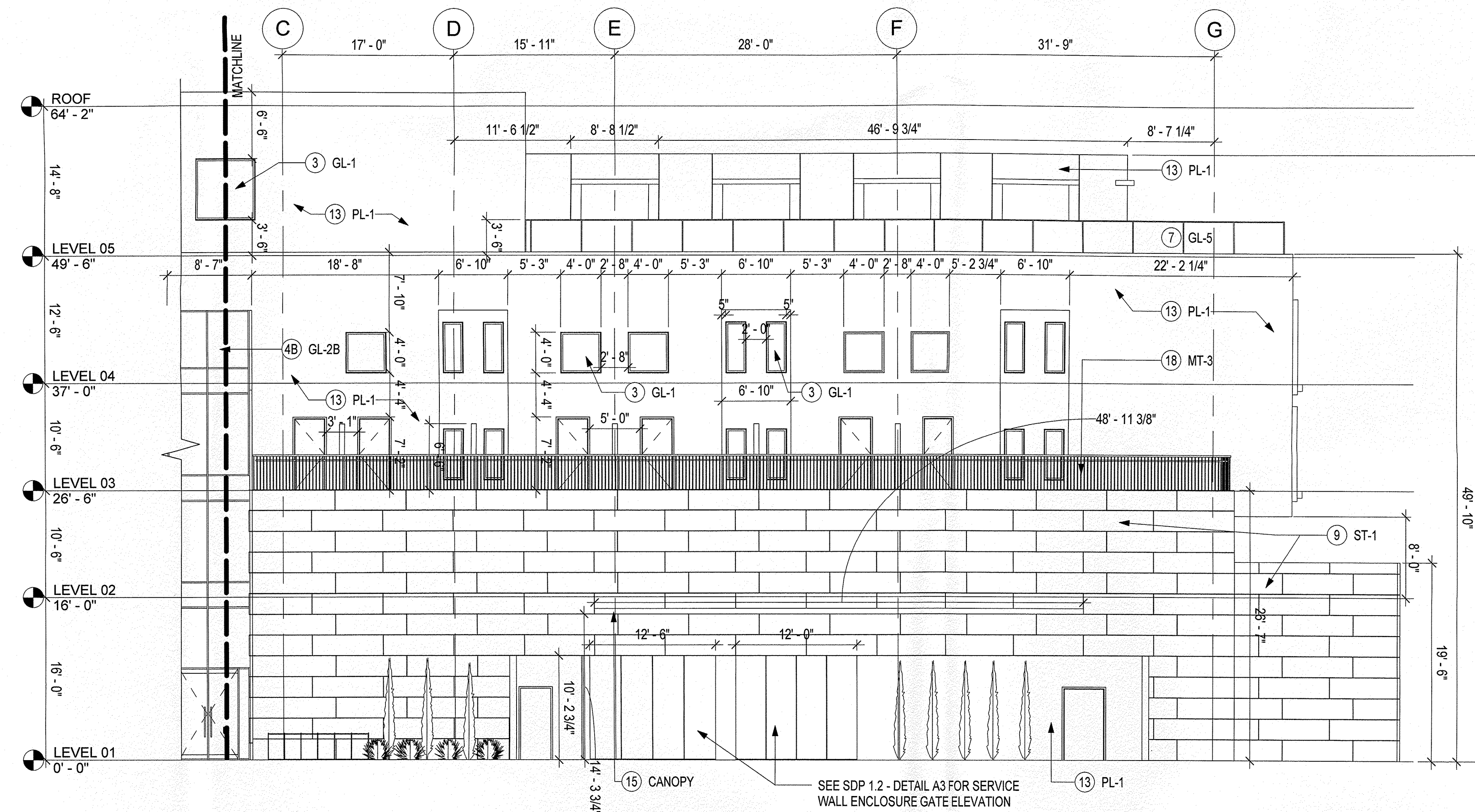
DRAWN BY: KG  
REVIEWED BY: MJ  
DATE: 6.24.2014  
PROJECT NO.: 05.8544.000  
DRAWING NAME:  
**ENLARGED ELEVATIONS**  
SHEET NO.:  
**SDP-5.5**



ENLARGED WEST WING W - North Edge

SCALE: 1/8" = 1'-0"

1




ENLARGED WEST WING W SMALL

SCALE: 1/8" = 1'-0"

2

Sheet Note #	Symbol Text	Description	Notes
1	PRC-1	PRECAST CONCRETE WITH INTEGRAL SAND/TAN COLOR	NATURAL VARIATIONS IN TEXTURE & COLOR TYP. STUCCO ALT.
2	PRC-2	PRECAST CONCRETE WITH INTEGRAL TEXTURE AND GREY COLOR	NATURAL VARIATIONS IN TEXTURE & COLOR TYP. STUCCO ALT.
3	GL-1	ALUMINUM FRAMED FIXED WINDOW, CLEAR GLAZING, LOW E-COATING, VE1-2M	N/A
4A	GL-2A	STRUCTURAL GLAZING SYSTEM, CLEAR GLAZING, LOW E COATING, VE1-2M	N/A
4B	GL-2B	STRUCTURAL GLAZING SYSTEM, ALL GLASS DOORS, VE24-2M (OPTI-WHITE)	N/A
5	GL-3	ALUMINUM STOREFRONT GLAZING SYSTEM, CLEAR GLAZING, LOW E-COATING, LOW IRON VE24-2M (OPTI-WHITE)	N/A
6	GL-4	ALUMINUM CURTAIN WALL SYSTEM, INTEGRAL SWING DOORS, CLEAR GLAZING, LOW E-COATING, VE1-2M	N/A
7	GL-5	BOTTOM SUPPORTED GLASS RAIL, VE1-2M	METAL GUARD RAIL AS ALT.
8	GW-1	HORIZONTAL ACCORDION TYPE OPERABLE GLASS WALL SYSTEM, CLEAR GLAZING, LOW E-COATING	FIXED GLASS WALL SYSTEM WITH INTEGRAL DOORS.
9	ST-1	STONE WITH NATURAL SANDSTONE COLOR	NATURAL VARIATIONS IN TEXTURE & COLOR TYP. STUCCO ALT.
10	WD-1	EXTERIOR BALCONY FRAME: COMPOSITE WOOD PANELS, LIGHT BROWN/GREY COLOR	NATURAL VARIATIONS IN TEXTURE & COLOR TYP. STUCCO ALT.
11	WD-2	EXTERIOR GRADE SOLID WOOD DOORS - WARM GREY/BROWN	NATURAL VARIATIONS IN TEXTURE & COLOR TYP.
12	WD-3	EXTERIOR HORIZONTAL RAIN SCREEN SYSTEM - WARM GREY/BROWN	NATURAL VARIATIONS IN TEXTURE & COLOR TYP.
13	PL-1	STUCCO WITH INTEGRAL TAN FINISH	NATURAL VARIATIONS IN TEXTURE & COLOR TYP.
14	CN-1	CAST IN PLACE CONCRETE, ARCH. FINISH - WARM GREY	NATURAL VARIATIONS IN TEXTURE & COLOR TYP. STUCCO ALT.
15	CANO PY	CANOPY, METAL FRAMES WITH COMPOSITE WOOD INFILL PANELS	PLASTER SOFFIT AS ALT.
16	MT-1	CORTEN STEEL WITH NATURAL PATINA	NATURAL VARIATIONS IN TEXTURE & COLOR TYP.
17	MT-2	METAL PANEL GATE	N/A
18	MT-3	METAL BALCONY GUARD RAIL WITH VERTICAL BARS	BOTTOM SUPPORTED GLASS RAIL.
19	ART-1	CUSTOM ART INSTALLATION	

\* Refer to illustrative elevations SDP 5.0-5.1 for material coloration.  
 \*\* Signage location and dimensions for reference only.



architecture  
interiors  
landscape  
planning  
engineering

**Dekker Perich Sabatini**

7601 Jefferson NE Suite 100  
Albuquerque, NM 87109  
505 761-9700  
fax 761-4222  
dps@dpsdesign.org

ARCHITECT

**Gensler**

ENGINEER

**SITE DEVELOPMENT PLAN FOR BUILDING PERMIT**

PROJECT

**NEW HOTEL**  
800 Rio Grande Blvd. NW  
Albuquerque, NM 87104  
Tract D

**DRB Submittal**  
June 24, 2014

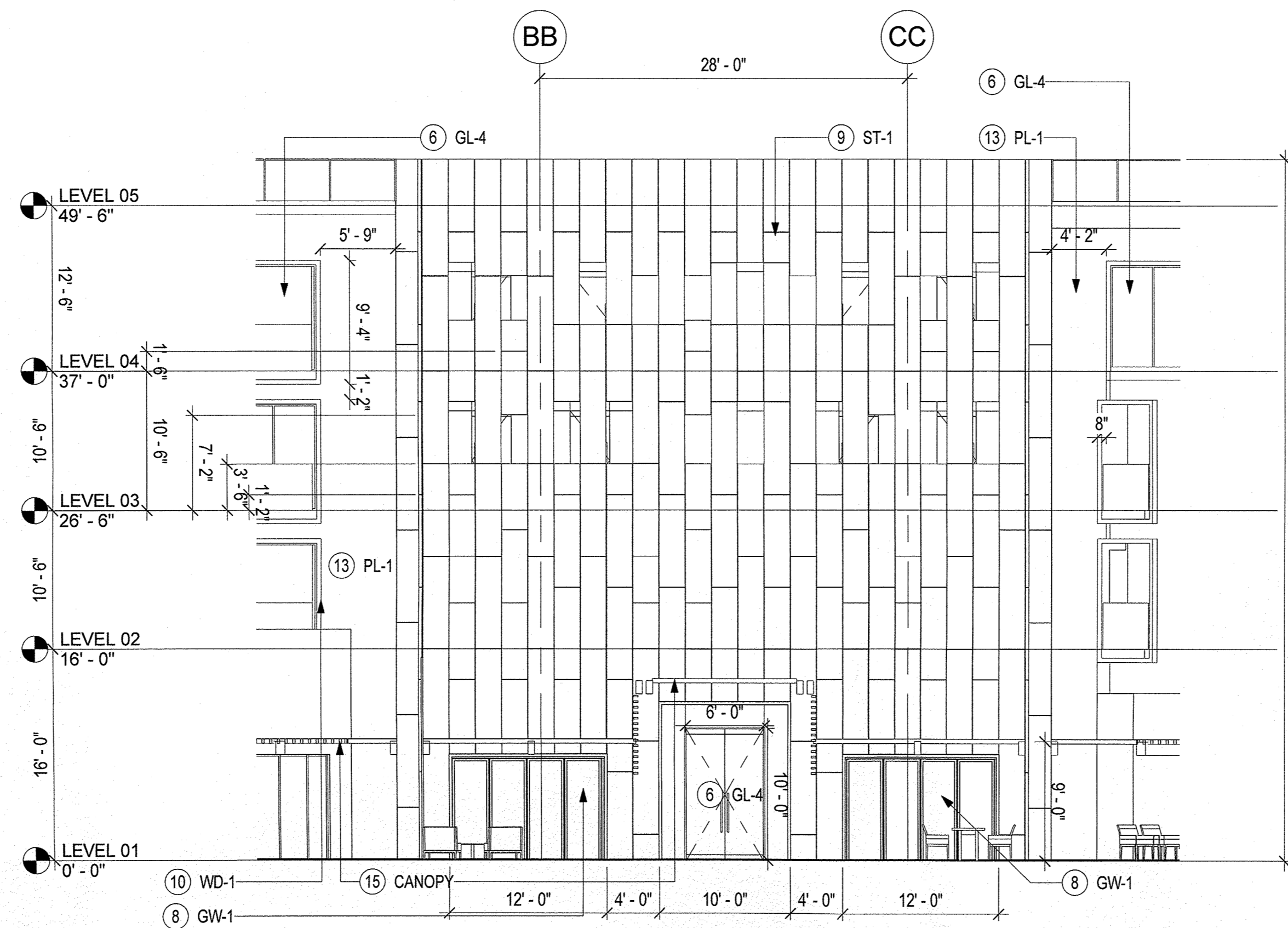
REVISIONS

△	6-24-14	Revised Per EPC Conditions 5-8-14
△		
△		
△		

DRAWN BY	KG
REVIEWED BY	MJ
DATE	6.24.2014
PROJECT NO.	05.8544.000

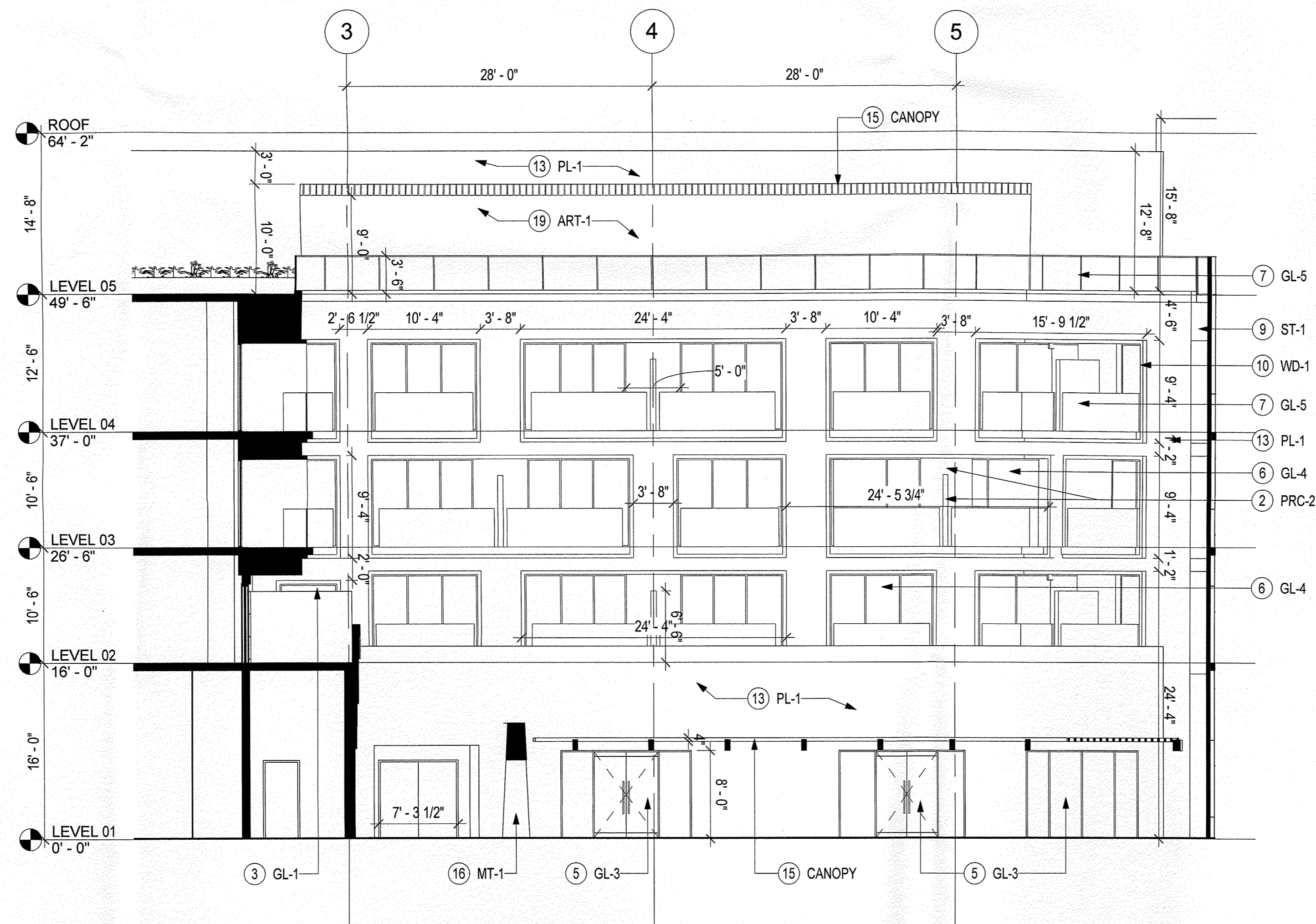
DRAWING NAME  
**ENLARGED ELEVATIONS**

SHEET NO.  
**SDP-5.6**



**ENLARGED CORNER SOUTHWEST**  
SCALE: 1/8" = 1'-0"

2

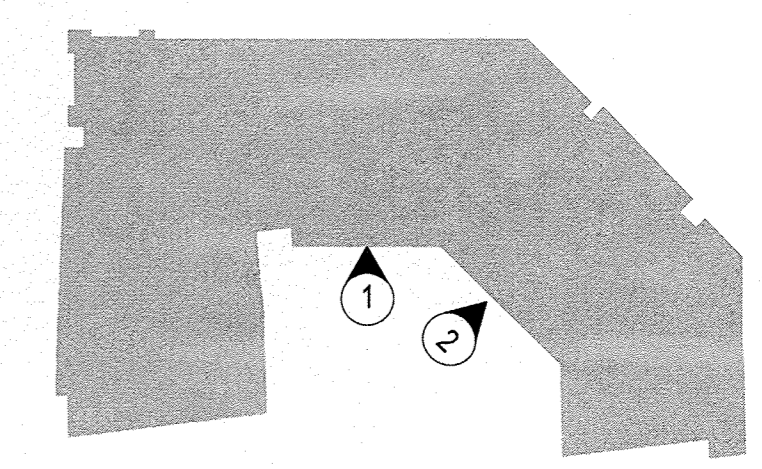


**ENLARGED NORTH WING SOUTH**  
SCALE: 1/8" = 1'-0"

1

Sheet Note #	Symbol Text	Description	Notes
1	PRC-1	PRECAST CONCRETE WITH INTEGRAL SAND/TAN COLOR	NATURAL VARIATIONS IN TEXTURE & COLOR TYP. STUCCO ALT.
2	PRC-2	PRECAST CONCRETE WITH INTEGRAL TEXTURE AND GREY COLOR	NATURAL VARIATIONS IN TEXTURE & COLOR TYP. STUCCO ALT.
3	GL-1	ALUMINUM FRAMED FIXED WINDOW, CLEAR GLAZING, LOW E-COATING, VE1-2M	N/A
4A	GL-2A	STRUCTURAL GLAZING SYSTEM, CLEAR GLAZING, LOW E COATING, VE1-2M	N/A
4B	GL-2B	STRUCTURAL GLAZING SYSTEM, ALL GLASS DOORS, VE24-2M (OPTI-WHITE)	N/A
5	GL-3	ALUMINUM STOREFRONT GLAZING SYSTEM, CLEAR GLAZING, LOW E-COATING, LOW IRON VE24-2M (OPTI-WHITE)	N/A
6	GL-4	ALUMINUM CURTAIN WALL SYSTEM, INTEGRAL SWING DOORS, CLEAR GLAZING, LOW E-COATING, VE1-2M	N/A
7	GL-5	BOTTOM SUPPORTED GLASS RAIL, VE1-2M	METAL GUARD RAIL AS ALT.
8	GW-1	HORIZONTAL ACCORDION TYPE OPERABLE GLASS WALL SYSTEM, CLEAR GLAZING, LOW E-COATING	FIXED GLASS WALL SYSTEM WITH INTEGRAL DOORS.
9	ST-1	STONE WITH NATURAL SANDSTONE COLOR	NATURAL VARIATIONS IN TEXTURE & COLOR TYP. STUCCO ALT.
10	WD-1	EXTERIOR BALCONY FRAME - COMPOSITE WOOD PANELS, LIGHT BROWN/GREY COLOR	NATURAL VARIATIONS IN TEXTURE & COLOR TYP. STUCCO ALT.
11	WD-2	EXTERIOR GRADE SOLID WOOD DOORS - WARM GREY/BROWN	NATURAL VARIATIONS IN TEXTURE & COLOR TYP.
12	WD-3	EXTERIOR HORIZONTAL RAIN SCREEN SYSTEM - WARM GREY/BROWN	NATURAL VARIATIONS IN TEXTURE & COLOR TYP.
13	PL-1	STUCCO WITH INTEGRAL TAN FINISH	NATURAL VARIATIONS IN TEXTURE & COLOR TYP.
14	CN-1	CAST IN PLACE CONCRETE, ARCH. FINISH - WARM GREY	NATURAL VARIATIONS IN TEXTURE & COLOR TYP. STUCCO ALT.
15	CANO PY	CANOPY, METAL FRAMES WITH COMPOSITE WOOD INFILL PANELS	PLASTER SOFFIT AS ALT.
16	MT-1	CORTEN STEEL WITH NATURAL PATINA	NATURAL VARIATIONS IN TEXTURE & COLOR TYP.
17	MT-2	METAL PANEL GATE	N/A
18	MT-3	METAL BALCONY GUARD RAIL WITH VERTICAL BARS	BOTTOM SUPPORTED GLASS RAIL.
19	ART-1	CUSTOM ART INSTALLATION	

\* Refer to illustrative elevations SDP 5.0-5.1 for material coloration.  
\*\* Signage location and dimensions for reference only.



architecture  
interiors  
landscape  
planning  
engineering

**Dekker Perich Sabatini**

7601 Jefferson NE Suite 100  
Albuquerque, NM 87109  
505 761-9700  
fax 761-4222  
dps@dpsdesign.org

ARCHITECT

**Gensler**

ENGINEER

**SITE DEVELOPMENT PLAN**  
FOR BUILDING PERMIT

PROJECT

**NEW HOTEL**  
800 Rio Grande Blvd. NW  
Albuquerque, NM 87104  
Tract D

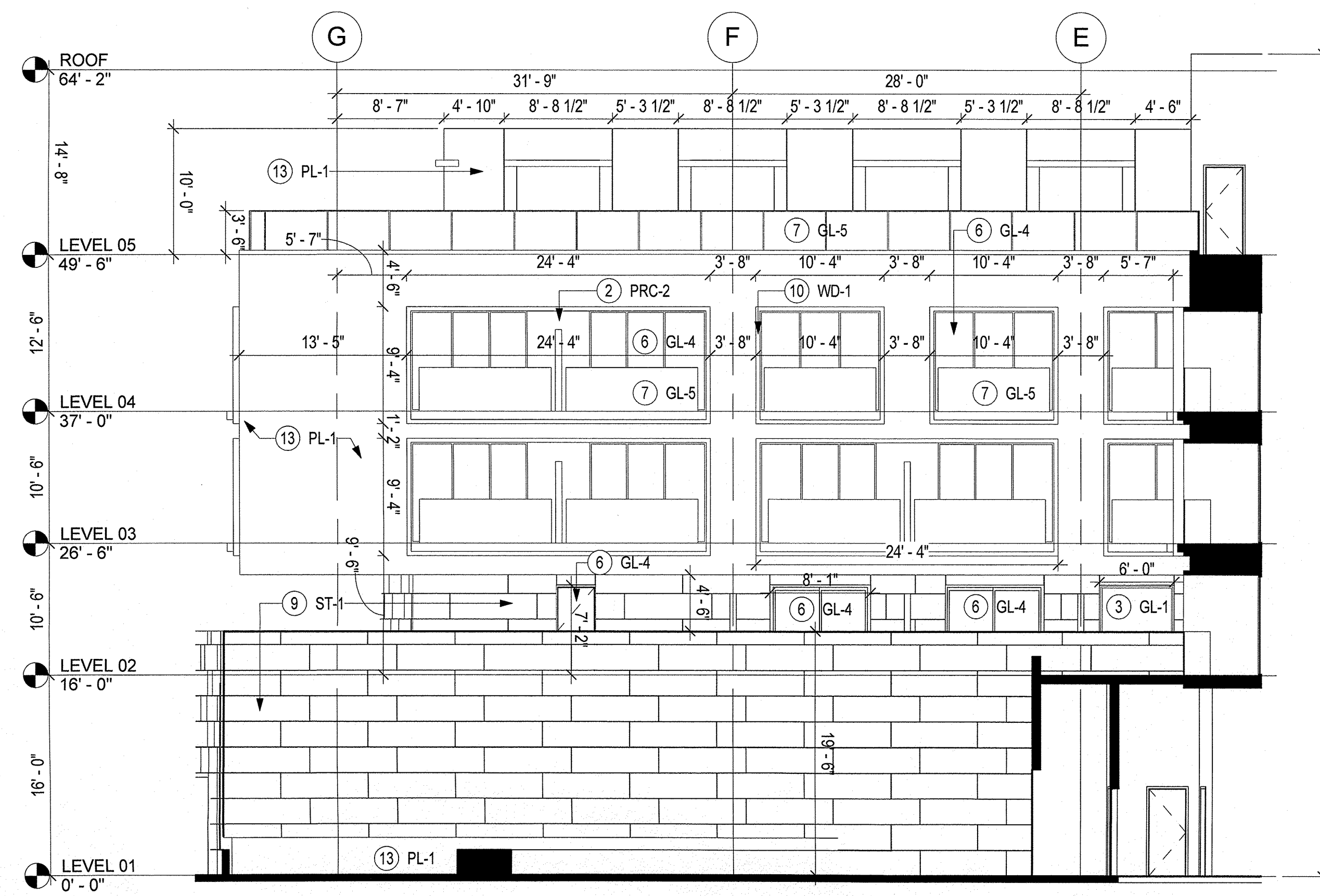
**DRB Submittal**  
June 24, 2014

REVISIONS  
△ 6-24-14 Revised Per EPC Conditions 5-8-14  
△  
△  
△

DRAWN BY: KG  
REVIEWED BY: MJ  
DATE: 6.24.2014  
PROJECT NO.: 05.8544.000

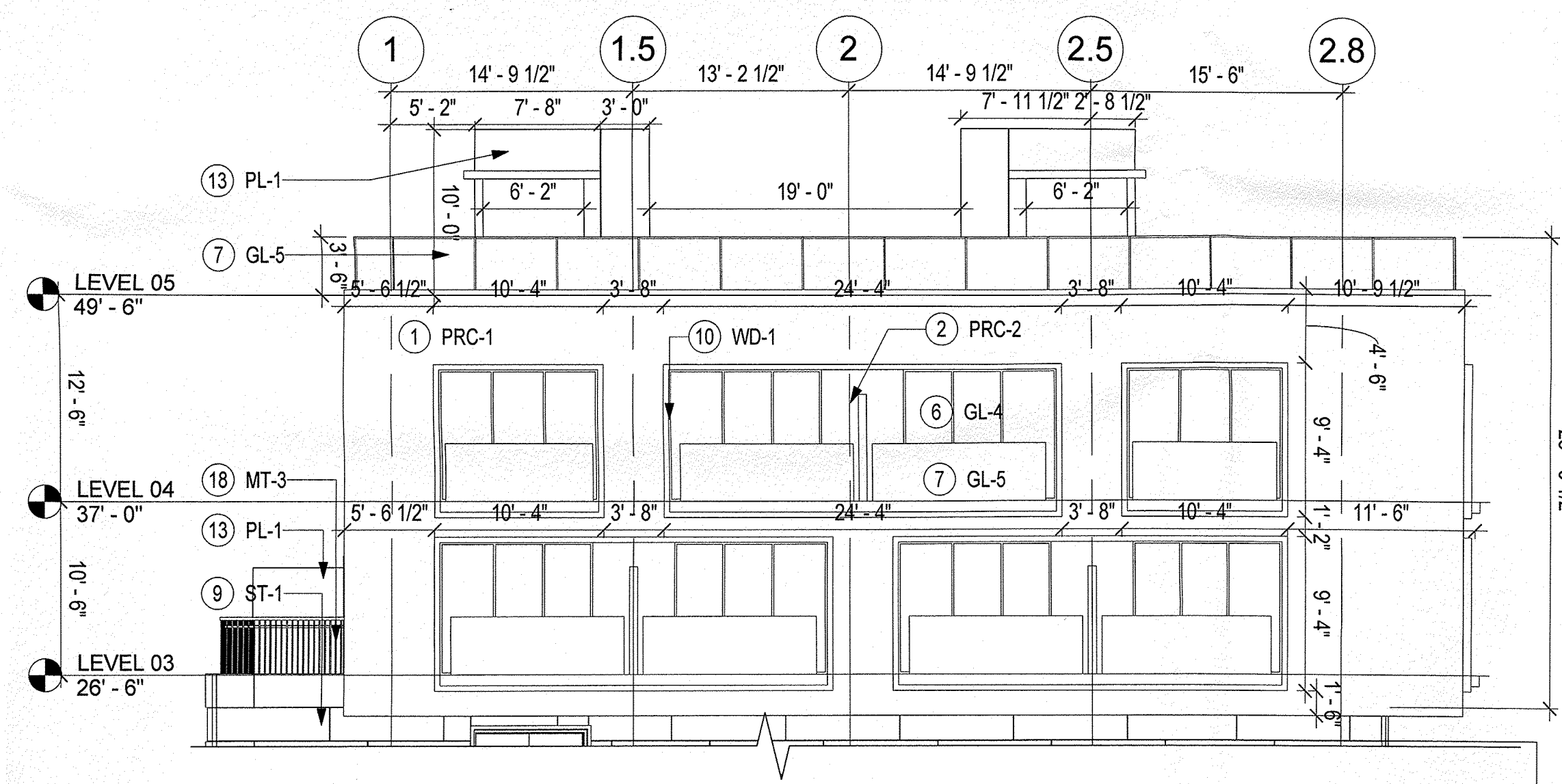
DRAWING NAME  
**ENLARGED ELEVATIONS**

SHEET NO.  
**SDP-5.7**



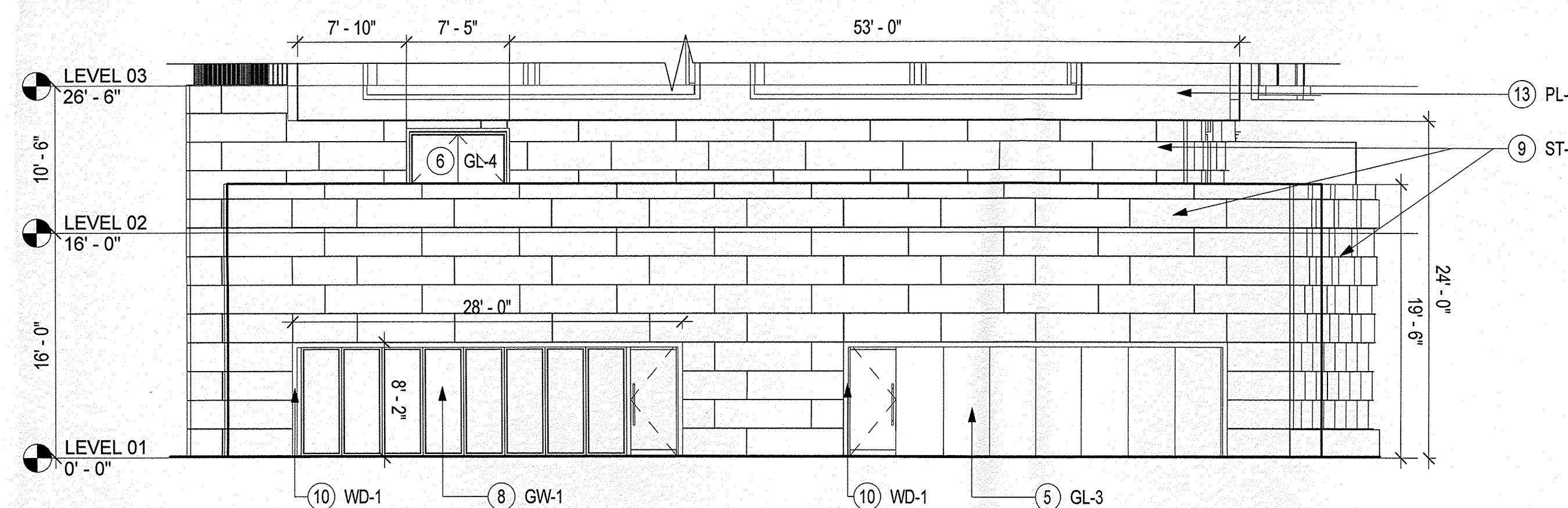
**ENLARGED WEST WING E**  
SCALE: 1/8" = 1'-0"

2



**ENLARGED WEST WING SOUTH UPER LEVELS**  
SCALE: 1/8" = 1'-0"

1B

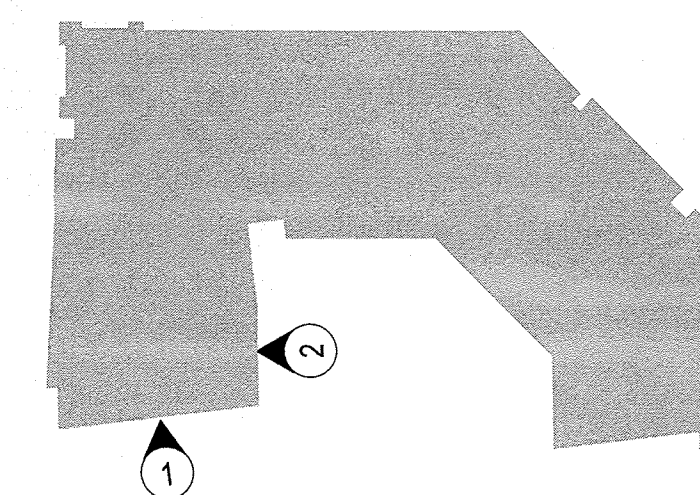


**ENLARGED WEST WING S**  
SCALE: 1/8" = 1'-0"

1A

Sheet Note #	Symbol Text	Description	Notes
1	PRC-1	PRECAST CONCRETE WITH INTEGRAL SAND/TAN COLOR	NATURAL VARIATIONS IN TEXTURE & COLOR TYP. STUCCO ALT.
2	PRC-2	PRECAST CONCRETE WITH INTEGRAL TEXTURE AND GREY COLOR	NATURAL VARIATIONS IN TEXTURE & COLOR TYP. STUCCO ALT.
3	GL-1	ALUMINUM FRAMED FIXED WINDOW, CLEAR GLAZING, LOW E-COATING, VE1-2M	N/A
4A	GL-2A	STRUCTURAL GLAZING SYSTEM, CLEAR GLAZING, LOW E COATING, VE1-2M	N/A
4B	GL-2B	STRUCTURAL GLAZING SYSTEM, ALL GLASS DOORS, VE24-2M (OPTI-WHITE)	N/A
5	GL-3	ALUMINUM STOREFRONT GLAZING SYSTEM, CLEAR GLAZING, LOW E-COATING, LOW IRON VE24-2M (OPTI-WHITE)	N/A
6	GL-4	ALUMINUM CURTAIN WALL SYSTEM, INTEGRAL SWING DOORS, CLEAR GLAZING, LOW E-COATING, VE1-2M	N/A
7	GL-5	BOTTOM SUPPORTED GLASS RAIL, VE1-2M	METAL GUARD RAIL AS ALT.
8	GW-1	HORIZONTAL ACCORDION TYPE OPERABLE GLASS WALL SYSTEM, CLEAR GLAZING, LOW E-COATING	FIXED GLASS WALL SYSTEM WITH INTEGRAL DOORS.
9	ST-1	STONE WITH NATURAL SANDSTONE COLOR	NATURAL VARIATIONS IN TEXTURE & COLOR TYP. STUCCO ALT.
10	WD-1	EXTERIOR BALCONY FRAME, COMPOSITE WOOD PANELS, LIGHT BROWN/GREY COLOR	NATURAL VARIATIONS IN TEXTURE & COLOR TYP. STUCCO ALT.
11	WD-2	EXTERIOR GRADE SOLID WOOD DOORS - WARM GREY/BROWN	NATURAL VARIATIONS IN TEXTURE & COLOR TYP.
12	WD-3	EXTERIOR HORIZONTAL RAIN SCREEN SYSTEM - WARM GREY/BROWN	NATURAL VARIATIONS IN TEXTURE & COLOR TYP.
13	PL-1	STUCCO WITH INTEGRAL TAN FINISH	NATURAL VARIATIONS IN TEXTURE & COLOR TYP.
14	CN-1	CAST IN PLACE CONCRETE, ARCH. FINISH - WARM GREY	NATURAL VARIATIONS IN TEXTURE & COLOR TYP. STUCCO ALT.
15	CANO PY	CANOPY, METAL FRAMES WITH COMPOSITE WOOD INFILL PANELS	PLASTER SOFFIT AS ALT.
16	MT-1	CORTEN STEEL WITH NATURAL PATINA	NATURAL VARIATIONS IN TEXTURE & COLOR TYP.
17	MT-2	METAL PANEL GATE	N/A
18	MT-3	METAL BALCONY GUARD RAIL WITH VERTICAL BARS	BOTTOM SUPPORTED GLASS RAIL.
19	ART-1	CUSTOM ART INSTALLATION	

\* Refer to illustrative elevations SDP 5.0-5.1 for material coloration.  
\*\* Signage location and dimensions for reference only.



architecture  
interiors  
landscape  
planning  
engineering

**Dekker Perich Sabatini**

7601 Jefferson NE Suite 100  
Albuquerque, NM 87109  
505 761-9700  
fax 761-4222  
dps@dpsdesignn.org

ARCHITECT

**Gensler**

ENGINEER

**SITE DEVELOPMENT PLAN**  
FOR BUILDING PERMIT

PROJECT

**NEW HOTEL**  
800 Rio Grande Blvd. NW  
Albuquerque, NM 87104  
Tract D

**DRB Submittal**  
June 24, 2014

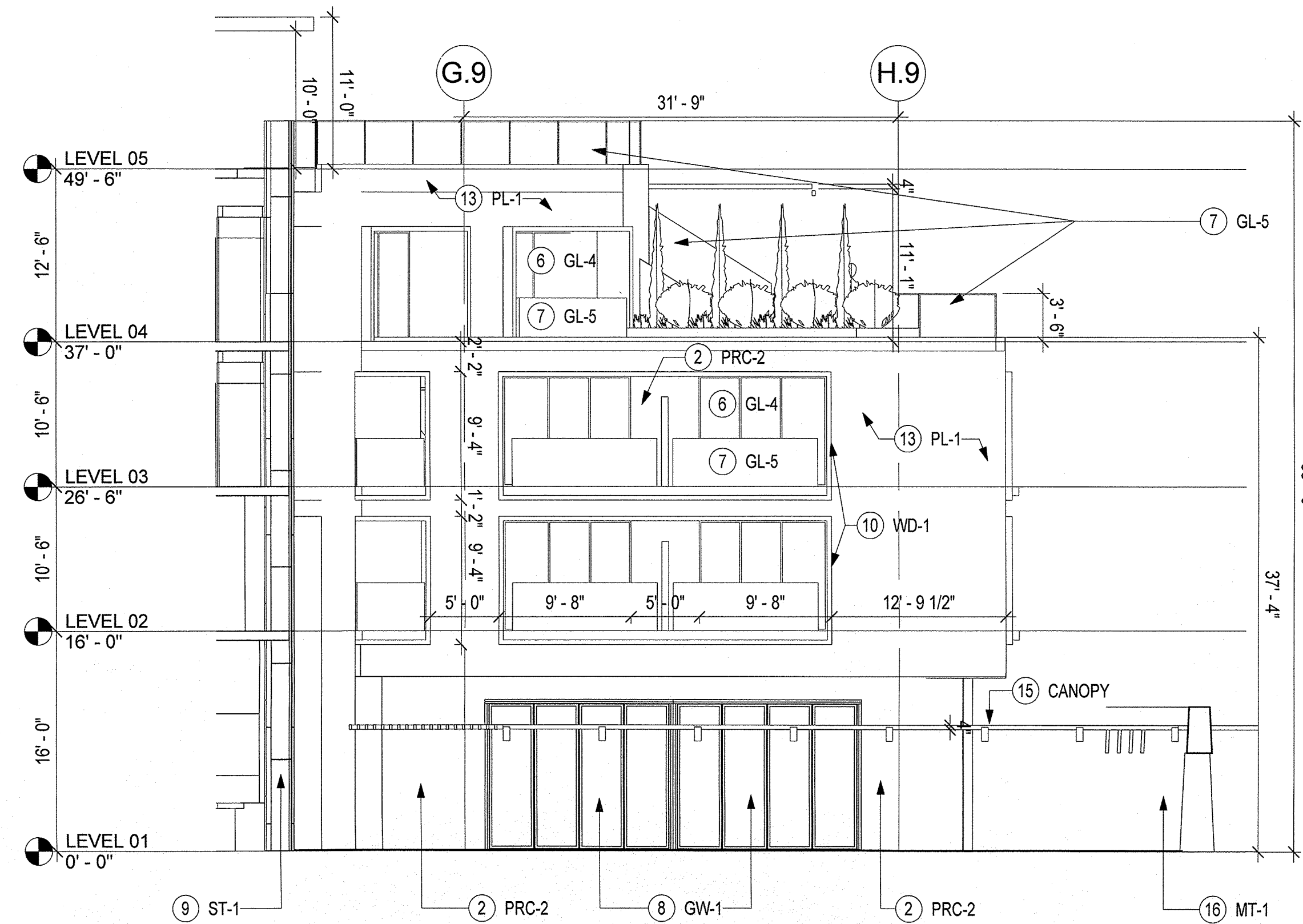
REVISIONS  
△ 6-24-14 Revised Per EPC Conditions 5-8-14  
△  
△  
△

DRAWN BY: KG  
REVIEWED BY: MJ  
DATE: 6.24.2014  
PROJECT NO.: 05.8544.000

DRAWING NAME  
**ENLARGED ELEVATIONS**

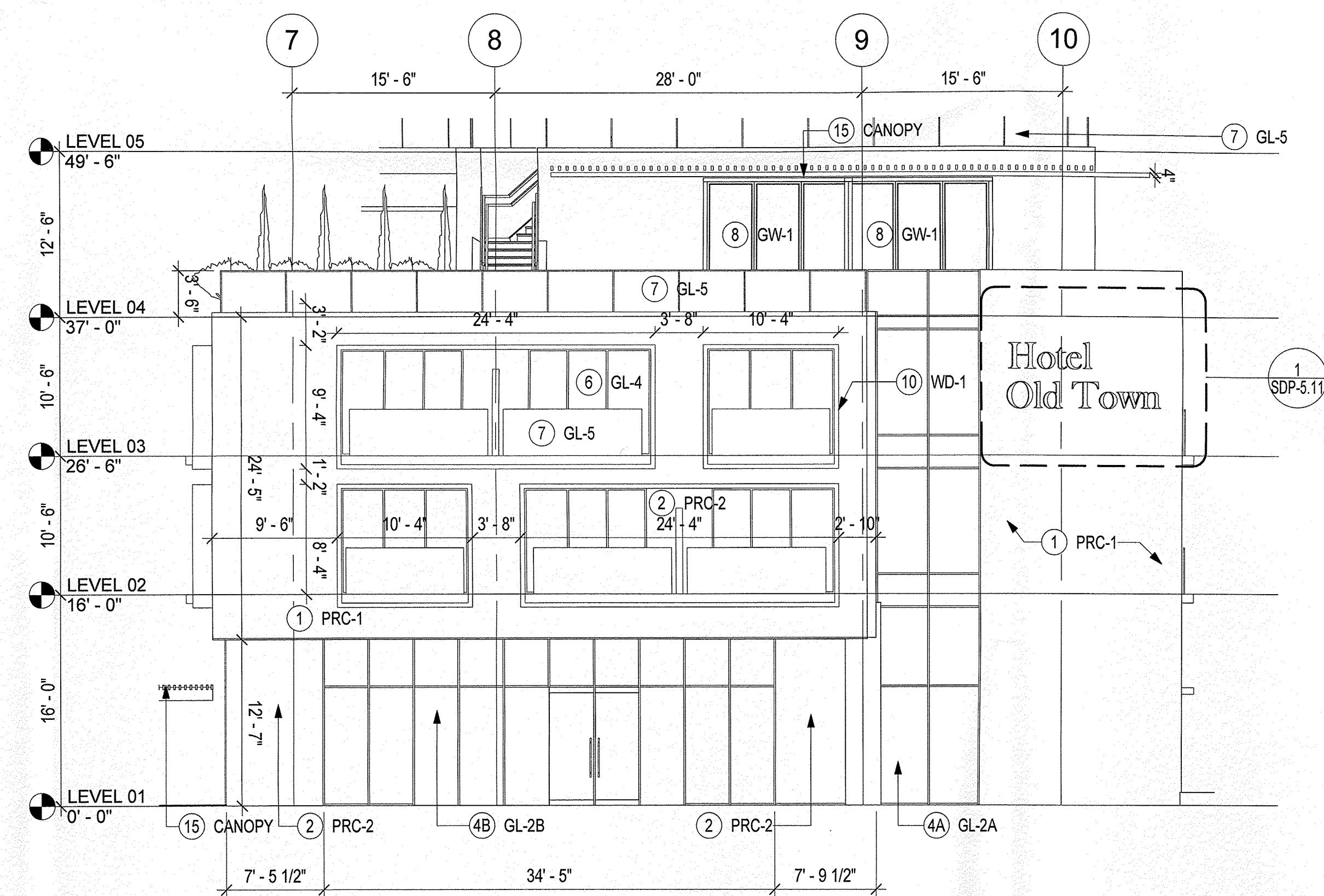
SHEET NO.  
**SDP-5.8**

6/17/2014 2:11:24 PM



**ENLARGED EAST WING W**  
SCALE: 1/8" = 1'-0"

2




**ENLARGED EAST WING S**  
SCALE: 1/8" = 1'-0"

1

Sheet Note #	Symbol Text	Description	Notes
1	PRC-1	PRECAST CONCRETE WITH INTEGRAL SAND/TAN COLOR	NATURAL VARIATIONS IN TEXTURE & COLOR TYP. STUCCO ALT.
2	PRC-2	PRECAST CONCRETE WITH INTEGRAL TEXTURE AND GREY COLOR	NATURAL VARIATIONS IN TEXTURE & COLOR TYP. STUCCO ALT.
3	GL-1	ALUMINUM FRAMED FIXED WINDOW, CLEAR GLAZING, LOW E-COATING, VE1-2M	N/A
4A	GL-2A	STRUCTURAL GLAZING SYSTEM, CLEAR GLAZING, LOW E COATING, VE1-2M	N/A
4B	GL-2B	STRUCTURAL GLAZING SYSTEM, ALL GLASS DOORS, VE24-2M (OPTI-WHITE)	N/A
5	GL-3	ALUMINUM STOREFRONT GLAZING SYSTEM, CLEAR GLAZING, LOW E-COATING, LOW IRON VE24-2M (OPTI-WHITE)	N/A
6	GL-4	ALUMINUM CURTAIN WALL SYSTEM, INTEGRAL SWING DOORS, CLEAR GLAZING, LOW E-COATING, VE1-2M	N/A
7	GL-5	BOTTOM SUPPORTED GLASS RAIL, VE1-2M	METAL GUARD RAIL AS ALT.
8	GW-1	HORIZONTAL ACCORDION TYPE OPERABLE GLASS WALL SYSTEM, CLEAR GLAZING, LOW E-COATING	FIXED GLASS WALL SYSTEM WITH INTEGRAL DOORS.
9	ST-1	STONE WITH NATURAL SANDSTONE COLOR	NATURAL VARIATIONS IN TEXTURE & COLOR TYP. STUCCO ALT.
10	WD-1	EXTERIOR BALCONY FRAME: COMPOSITE WOOD PANELS, LIGHT BROWN/GREY COLOR	NATURAL VARIATIONS IN TEXTURE & COLOR TYP. STUCCO ALT.
11	WD-2	EXTERIOR GRADE SOLID WOOD DOORS - WARM GREY/BROWN	NATURAL VARIATIONS IN TEXTURE & COLOR TYP.
12	WD-3	EXTERIOR HORIZONTAL RAIN SCREEN SYSTEM - WARM GREY/BROWN	NATURAL VARIATIONS IN TEXTURE & COLOR TYP.
13	PL-1	STUCCO WITH INTEGRAL TAN FINISH	NATURAL VARIATIONS IN TEXTURE & COLOR TYP.
14	CN-1	CAST IN PLACE CONCRETE, ARCH. FINISH - WARM GREY	NATURAL VARIATIONS IN TEXTURE & COLOR TYP. STUCCO ALT.
15	CANO PY	CANOPY, METAL FRAMES WITH COMPOSITE WOOD INFILL PANELS	PLASTER SOFFIT AS ALT.
16	MT-1	CORTEN STEEL WITH NATURAL PATINA	NATURAL VARIATIONS IN TEXTURE & COLOR TYP.
17	MT-2	METAL PANEL GATE	N/A
18	MT-3	METAL BALCONY GUARD RAIL WITH VERTICAL BARS	BOTTOM SUPPORTED GLASS RAIL.
19	ART-1	CUSTOM ART INSTALLATION	

\* Refer to illustrative elevations SDP 5.0-5.1 for material coloration.  
\*\* Signage location and dimensions for reference only.



architecture  
interiors  
landscape  
planning  
engineering

**Dekker Perich Sabatini**

7601 Jefferson NE Suite 100  
Albuquerque, NM 87109  
505 761-9700  
fax 761-4222  
dps@dpsdesign.org

ARCHITECT

**Gensler**

ENGINEER

**SITE DEVELOPMENT PLAN**  
FOR BUILDING PERMIT

PROJECT

**NEW HOTEL**  
800 Rio Grande Blvd. NW  
Albuquerque, NM 87104  
Tract D

**DRB Submittal**  
June 24, 2014

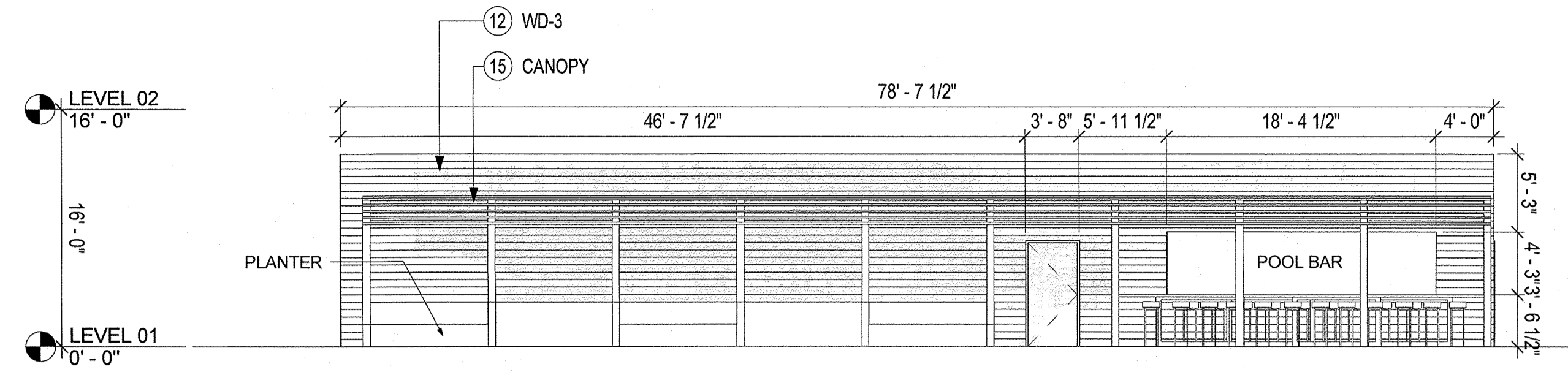
REVISIONS  
△ 6-24-14 Revised Per EPC Conditions 5-8-14  
△  
△  
△

DRAWN BY: KG  
REVIEWED BY: MJ  
DATE: 6.24.2014  
PROJECT NO.: 05.8544.000  
DRAWING NAME:

**ENLARGED ELEVATIONS**

SHEET NO.  
**SDP-5.9**

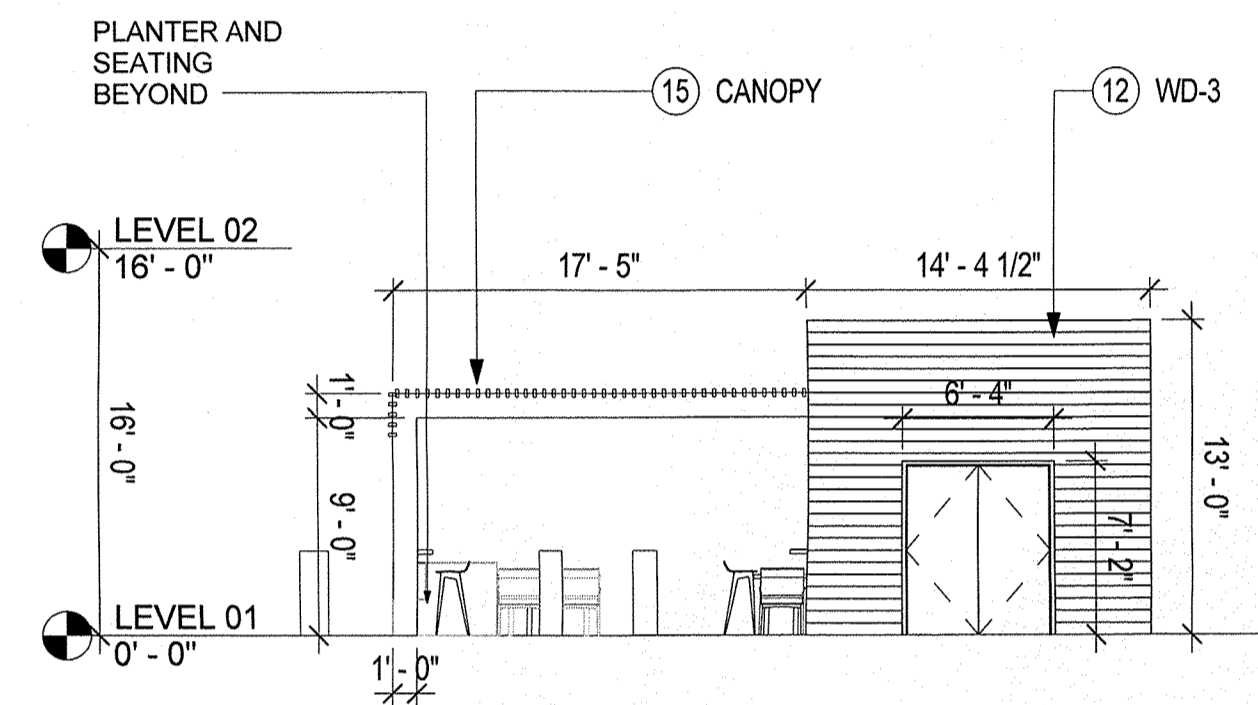




**POOL BAR - MAIN EAST ELEVATION**

SCALE: 1/8" = 1'-0"

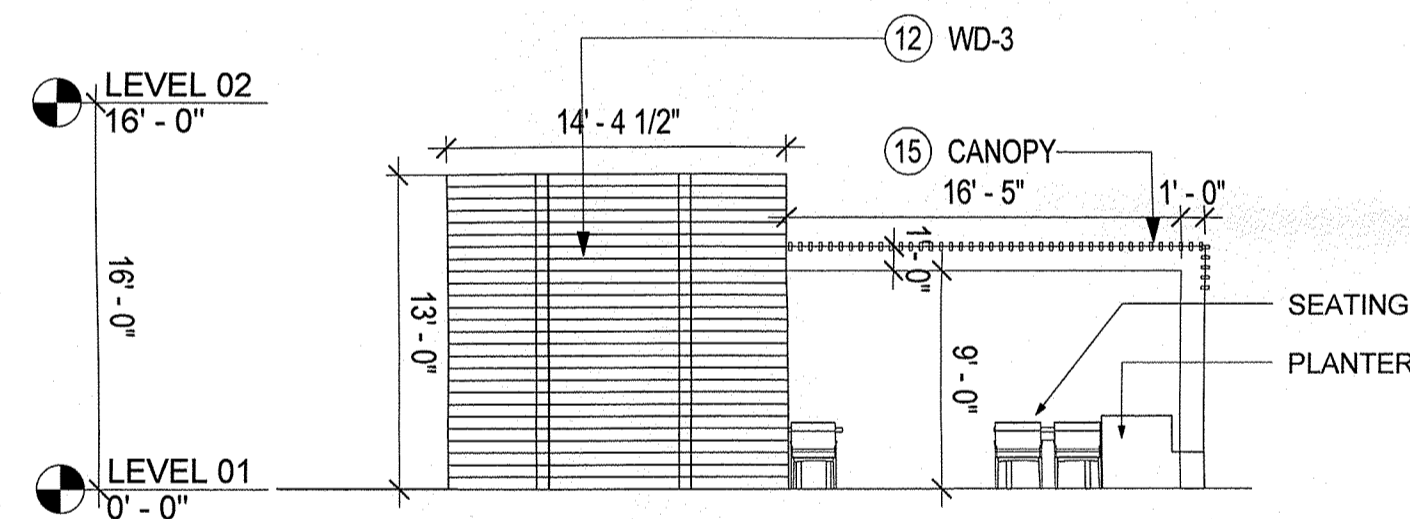
**4**



**POOL BAR - NORTH ELEVATION**

SCALE: 1/8" = 1'-0"

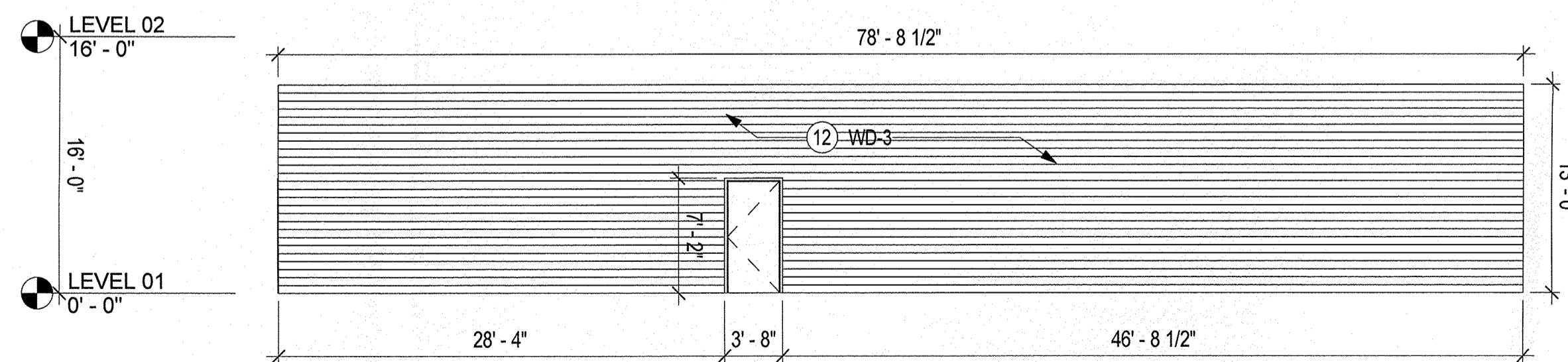
**3**



**POOL BAR - SOUTH ELEVATION**

SCALE: 1/8" = 1'-0"

**2**



**POOL BAR - WEST ELEVATION**

SCALE: 1/8" = 1'-0"

**1**

Sheet Note #	Symbol Text	Description	Notes
1	PRC-1	PRECAST CONCRETE WITH INTEGRAL SAND/TAN COLOR	NATURAL VARIATIONS IN TEXTURE & COLOR TYP. STUCCO ALT.
2	PRC-2	PRECAST CONCRETE WITH INTEGRAL TEXTURE AND GREY COLOR	NATURAL VARIATIONS IN TEXTURE & COLOR TYP. STUCCO ALT.
3	GL-1	ALUMINUM FRAMED FIXED WINDOW, CLEAR GLAZING, LOW E-COATING, VE1-2M	N/A
4A	GL-2A	STRUCTURAL GLAZING SYSTEM, CLEAR GLAZING, LOW E COATING, VE1-2M	N/A
4B	GL-2B	STRUCTURAL GLAZING SYSTEM, ALL GLASS DOORS, VE24-2M (OPTI-WHITE)	N/A
5	GL-3	ALUMINUM STOREFRONT GLAZING SYSTEM, CLEAR GLAZING, LOW E-COATING, LOW IRON VE24-2M (OPTI-WHITE)	N/A
6	GL-4	ALUMINUM CURTAIN WALL SYSTEM, INTEGRAL SWING DOORS, CLEAR GLAZING, LOW E-COATING, VE1-2M	N/A
7	GL-5	BOTTOM SUPPORTED GLASS RAIL, VE1-2M	METAL GUARD RAIL AS ALT.
8	GW-1	HORIZONTAL ACCORDION TYPE OPERABLE GLASS WALL SYSTEM, CLEAR GLAZING, LOW E-COATING	FIXED GLASS WALL SYSTEM WITH INTEGRAL DOORS.
9	ST-1	STONE WITH NATURAL SANDSTONE COLOR	NATURAL VARIATIONS IN TEXTURE & COLOR TYP. STUCCO ALT.
10	WD-1	EXTERIOR BALCONY FRAME, COMPOSITE WOOD PANELS, LIGHT BROWN/GREY COLOR	NATURAL VARIATIONS IN TEXTURE & COLOR TYP. STUCCO ALT.
11	WD-2	EXTERIOR GRADE SOLID WOOD DOORS - WARM GREY/BROWN	NATURAL VARIATIONS IN TEXTURE & COLOR TYP.
12	WD-3	EXTERIOR HORIZONTAL RAIN SCREEN SYSTEM - WARM GREY/BROWN	NATURAL VARIATIONS IN TEXTURE & COLOR TYP.
13	PL-1	STUCCO WITH INTEGRAL TAN FINISH	NATURAL VARIATIONS IN TEXTURE & COLOR TYP.
14	CN-1	CAST IN PLACE CONCRETE, ARCH. FINISH - WARM GREY	NATURAL VARIATIONS IN TEXTURE & COLOR TYP. STUCCO ALT.
15	CANO PY	CANOPY, METAL FRAMES WITH COMPOSITE WOOD INFILL PANELS	PLASTER SOFFIT AS ALT.
16	MT-1	CORTEN STEEL WITH NATURAL PATINA	NATURAL VARIATIONS IN TEXTURE & COLOR TYP.
17	MT-2	METAL PANEL GATE	N/A
18	MT-3	METAL BALCONY GUARD RAIL WITH VERTICAL BARS	BOTTOM SUPPORTED GLASS RAIL.
19	ART-1	CUSTOM ART INSTALLATION	

\* Refer to illustrative elevations SDP 5.0-5.1 for material coloration.  
\*\* Signage location and dimensions for reference only.

architecture  
interiors  
landscape  
planning  
engineering

**Dekker Perich Sabatini**

7601 Jefferson NE Suite 100  
Albuquerque, NM 87109  
505 761-9700  
fax 761-4222  
dps@dpsdesign.org

ARCHITECT

**Gensler**

ENGINEER

**SITE DEVELOPMENT PLAN FOR BUILDING PERMIT**

PROJECT

**NEW HOTEL**  
800 Rio Grande Blvd. NW  
Albuquerque, NM 87104  
Tract D

**DRB Submittal**  
June 24, 2014


REVISIONS

△	6-24-14	Revised Per EPC Conditions 5-8-14
△		
△		
△		

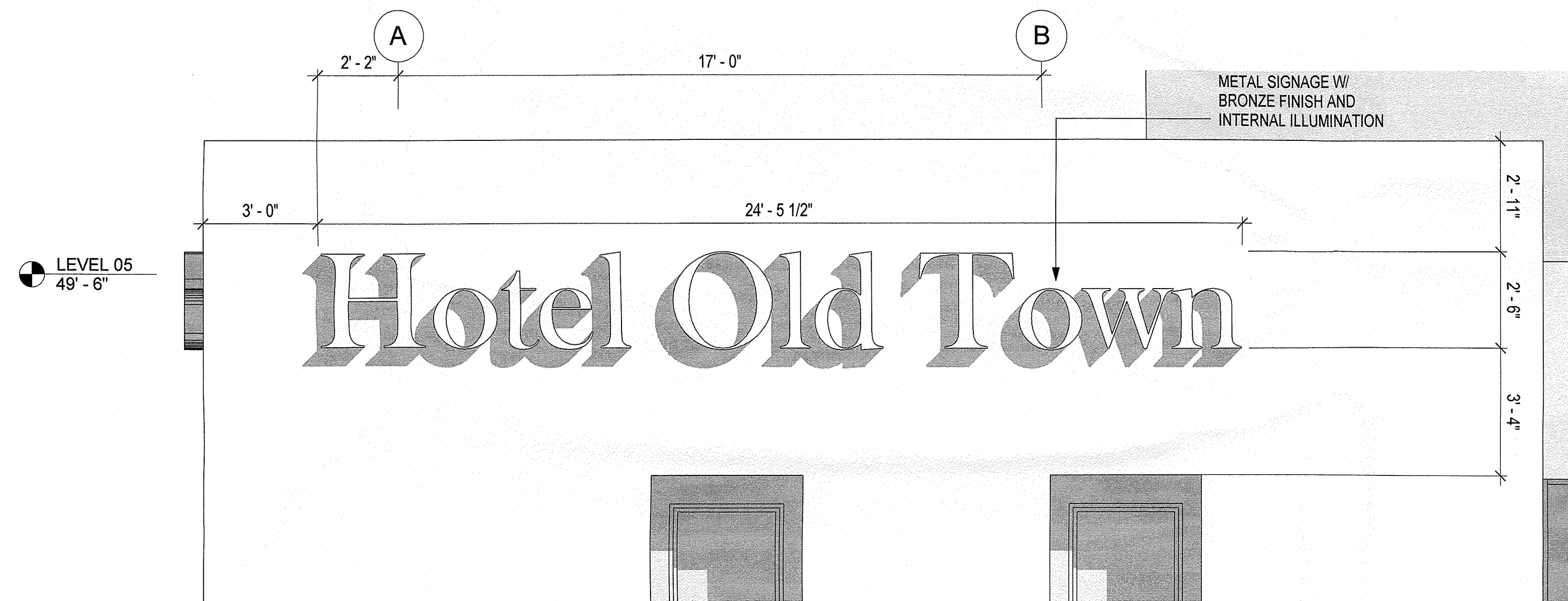
DRAWN BY	KG
REVIEWED BY	MJ
DATE	6.24.2014
PROJECT NO.	05.8544.000

DRAWING NAME  
**POOL BAR ELEVATIONS**

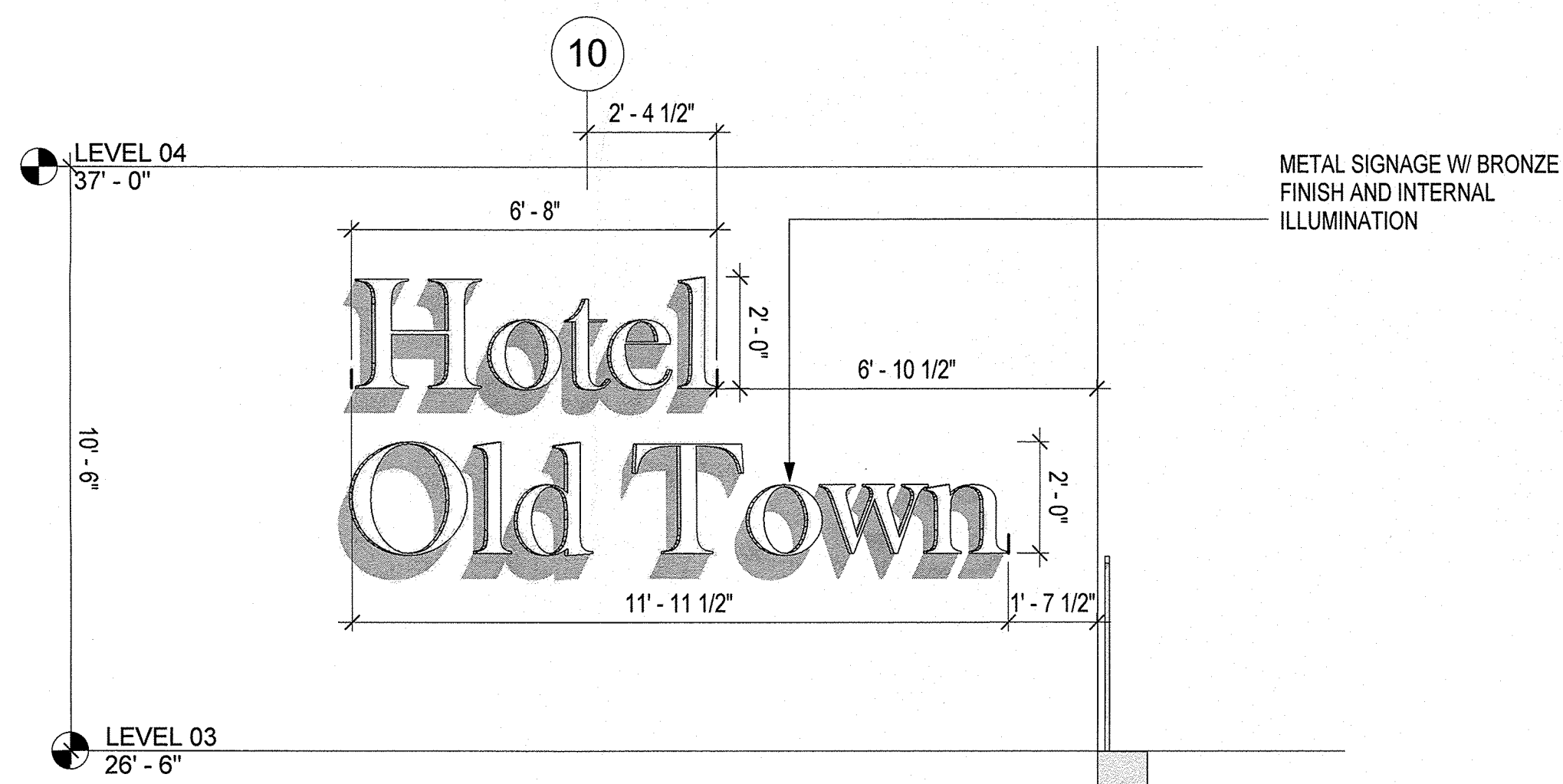
SHEET NO.  
**SDP-5.10**



**NORTH ELEVATION HOTEL SIGNAGE** 3  
SCALE: 3/8" = 1'-0"



**WEST ELEVATION HOTEL SIGNAGE** 2  
SCALE: 3/8" = 1'-0"



**SOUTH ELEVATION HOTEL SIGNAGE** 1  
SCALE: 3/8" = 1'-0"

Sheet Note #	Symbol Text	Description	Notes
1	PRC-1	PRECAST CONCRETE WITH INTEGRAL SAND/TAN COLOR	NATURAL VARIATIONS IN TEXTURE & COLOR TYP. STUCCO ALT.
2	PRC-2	PRECAST CONCRETE WITH INTEGRAL TEXTURE AND GREY COLOR	NATURAL VARIATIONS IN TEXTURE & COLOR TYP. STUCCO ALT.
3	GL-1	ALUMINUM FRAMED FIXED WINDOW, CLEAR GLAZING, LOW E-COATING, VE1-2M	N/A
4A	GL-2A	STRUCTURAL GLAZING SYSTEM, CLEAR GLAZING, LOW E COATING, VE1-2M	N/A
4B	GL-2B	STRUCTURAL GLAZING SYSTEM, ALL GLASS DOORS, VE24-2M (OPTI-WHITE)	N/A
5	GL-3	ALUMINUM STOREFRONT GLAZING SYSTEM, CLEAR GLAZING, LOW E-COATING; LOW IRON VE24-2M (OPTI-WHITE)	N/A
6	GL-4	ALUMINUM CURTAIN WALL SYSTEM, INTEGRAL SWING DOORS, CLEAR GLAZING, LOW E-COATING, VE1-2M	N/A
7	GL-5	BOTTOM SUPPORTED GLASS RAIL, VE1-2M	METAL GUARD RAIL AS ALT.
8	GW-1	HORIZONTAL ACCORDION TYPE OPERABLE GLASS WALL SYSTEM, CLEAR GLAZING, LOW E-COATING	FIXED GLASS WALL SYSTEM WITH INTEGRAL DOORS.
9	ST-1	STONE WITH NATURAL SANDSTONE COLOR	NATURAL VARIATIONS IN TEXTURE & COLOR TYP. STUCCO ALT.
10	WD-1	EXTERIOR BALCONY FRAME: COMPOSITE WOOD PANELS, LIGHT BROWN/GREY COLOR	NATURAL VARIATIONS IN TEXTURE & COLOR TYP. STUCCO ALT.
11	WD-2	EXTERIOR GRADE SOLID WOOD DOORS - WARM GREY/BROWN	NATURAL VARIATIONS IN TEXTURE & COLOR TYP.
12	WD-3	EXTERIOR HORIZONTAL RAIN SCREEN SYSTEM - WARM GREY/BROWN	NATURAL VARIATIONS IN TEXTURE & COLOR TYP.
13	PL-1	STUCCO WITH INTEGRAL TAN FINISH	NATURAL VARIATIONS IN TEXTURE & COLOR TYP.
14	CN-1	CAST IN PLACE CONCRETE, ARCH. FINISH - WARM GREY	NATURAL VARIATIONS IN TEXTURE & COLOR TYP. STUCCO ALT.
15	CANO PY	CANOPY, METAL FRAMES WITH COMPOSITE WOOD INFILL PANELS	PLASTER SOFFIT AS ALT.
16	MT-1	CORTEN STEEL WITH NATURAL PATINA	NATURAL VARIATIONS IN TEXTURE & COLOR TYP.
17	MT-2	METAL PANEL GATE	N/A
18	MT-3	METAL BALCONY GUARD RAIL WITH VERTICAL BARS	BOTTOM SUPPORTED GLASS RAIL.
19	ART-1	CUSTOM ART INSTALLATION	

\* Signage location and dimensions for reference only.

architecture  
interiors  
landscape  
planning  
engineering

**Dekker Perich Sabatini**

7601 Jefferson NE Suite 100  
Albuquerque, NM 87109  
505 761-9700  
fax 761-4222  
dps@dpsdesignn.org

ARCHITECT

**Gensler**

ENGINEER

**SITE DEVELOPMENT PLAN**  
FOR BUILDING PERMIT

PROJECT

**NEW HOTEL**  
800 Rio Grande Blvd. NW  
Albuquerque, NM 87104  
Tract D

**DRB Submittal**  
June 24, 2014

REVISIONS  
△ 6-24-14 Revised Per EPC Conditions 5.8-14  
△  
△  
△

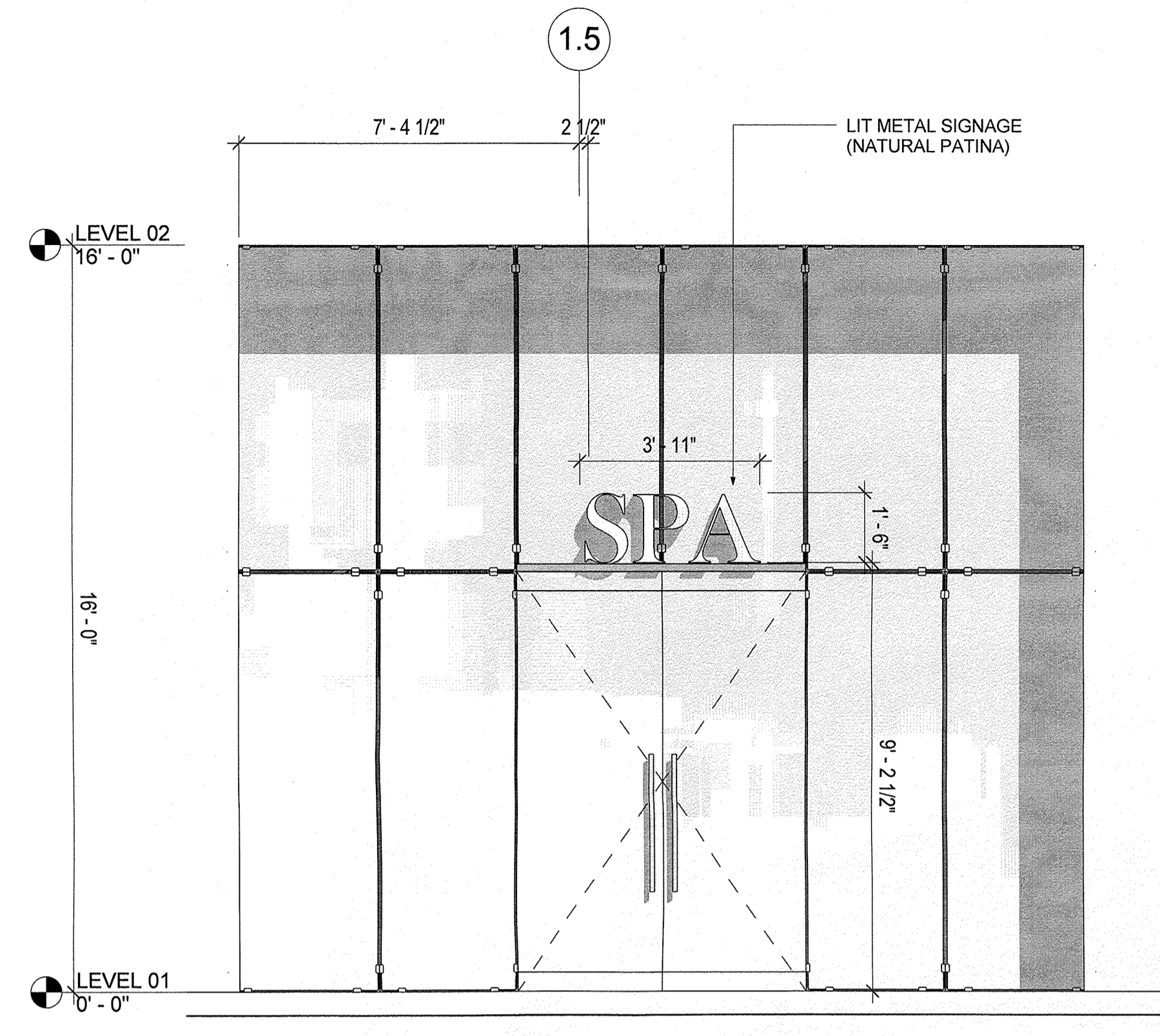
DRAWN BY: KG  
REVIEWED BY: MJ  
DATE: 6.24.2014  
PROJECT NO.: 05.8544.000  
DRAWING NAME: SIGNAGE

SHEET NO.  
**SDP-5.11**

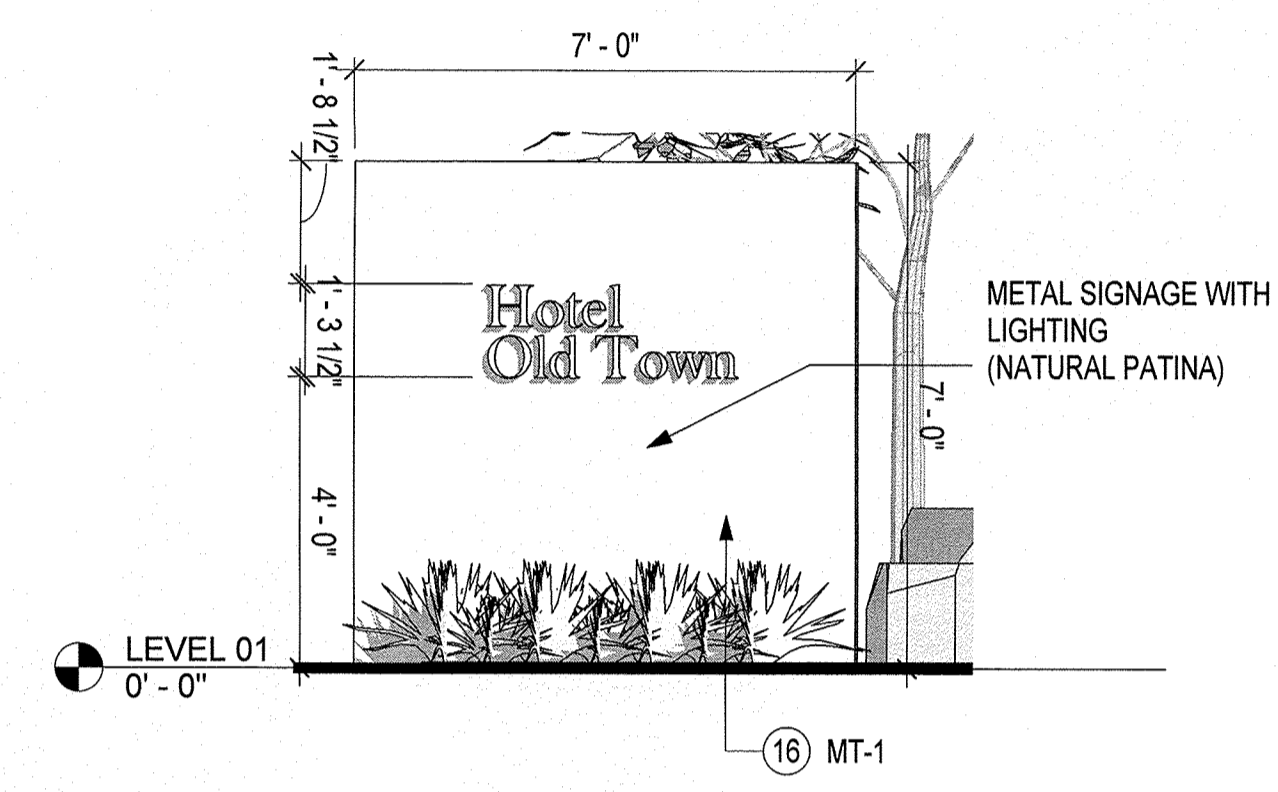
6/17/2014 2:11:36 PM

Sheet Note #	Symbol Text	Description	Notes
1	PRC-1	PRECAST CONCRETE WITH INTEGRAL SAND/TAN COLOR	NATURAL VARIATIONS IN TEXTURE & COLOR TYP. STUCCO ALT.
2	PRC-2	PRECAST CONCRETE WITH INTEGRAL TEXTURE AND GREY COLOR	NATURAL VARIATIONS IN TEXTURE & COLOR TYP. STUCCO ALT.
3	GL-1	ALUMINUM FRAMED FIXED WINDOW, CLEAR GLAZING, LOW E-COATING, VE1-2M	N/A
4A	GL-2A	STRUCTURAL GLAZING SYSTEM, CLEAR GLAZING, LOW E COATING, VE1-2M	N/A
4B	GL-2B	STRUCTURAL GLAZING SYSTEM, ALL GLASS DOORS, VE24-2M (OPTI-WHITE)	N/A
5	GL-3	ALUMINUM STOREFRONT GLAZING SYSTEM, CLEAR GLAZING, LOW E-COATING, LOW IRON VE24-2M (OPTI-WHITE)	N/A
6	GL-4	ALUMINUM CURTAIN WALL SYSTEM, INTEGRAL SWING DOORS, CLEAR GLAZING, LOW E-COATING, VE1-2M	N/A
7	GL-5	BOTTOM SUPPORTED GLASS RAIL, VE1-2M	METAL GUARD RAIL AS ALT.
8	GW-1	HORIZONTAL ACCORDION TYPE OPERABLE GLASS WALL SYSTEM, CLEAR GLAZING, LOW E-COATING	FIXED GLASS WALL SYSTEM WITH INTEGRAL DOORS.
9	ST-1	STONE WITH NATURAL SANDSTONE COLOR	NATURAL VARIATIONS IN TEXTURE & COLOR TYP. STUCCO ALT.
10	WD-1	EXTERIOR BALCONY FRAME, COMPOSITE WOOD PANELS, LIGHT BROWN/GREY COLOR	NATURAL VARIATIONS IN TEXTURE & COLOR TYP. STUCCO ALT.
11	WD-2	EXTERIOR GRADE SOLID WOOD DOORS - WARM GREY/BROWN	NATURAL VARIATIONS IN TEXTURE & COLOR TYP.
12	WD-3	EXTERIOR HORIZONTAL RAIN SCREEN SYSTEM - WARM GREY/BROWN	NATURAL VARIATIONS IN TEXTURE & COLOR TYP.
13	PL-1	STUCCO WITH INTEGRAL TAN FINISH	NATURAL VARIATIONS IN TEXTURE & COLOR TYP.
14	CN-1	CAST IN PLACE CONCRETE, ARCH. FINISH - WARM GREY	NATURAL VARIATIONS IN TEXTURE & COLOR TYP. STUCCO ALT.
15	CANO PY	CANOPY, METAL FRAMES WITH COMPOSITE WOOD INFILL PANELS	PLASTER SOFFIT AS ALT.
16	MT-1	CORTEN STEEL WITH NATURAL PATINA	NATURAL VARIATIONS IN TEXTURE & COLOR TYP.
17	MT-2	METAL PANEL GATE	N/A
18	MT-3	METAL BALCONY GUARD RAIL WITH VERTICAL BARS	BOTTOM SUPPORTED GLASS RAIL.
19	ART-1	CUSTOM ART INSTALLATION	

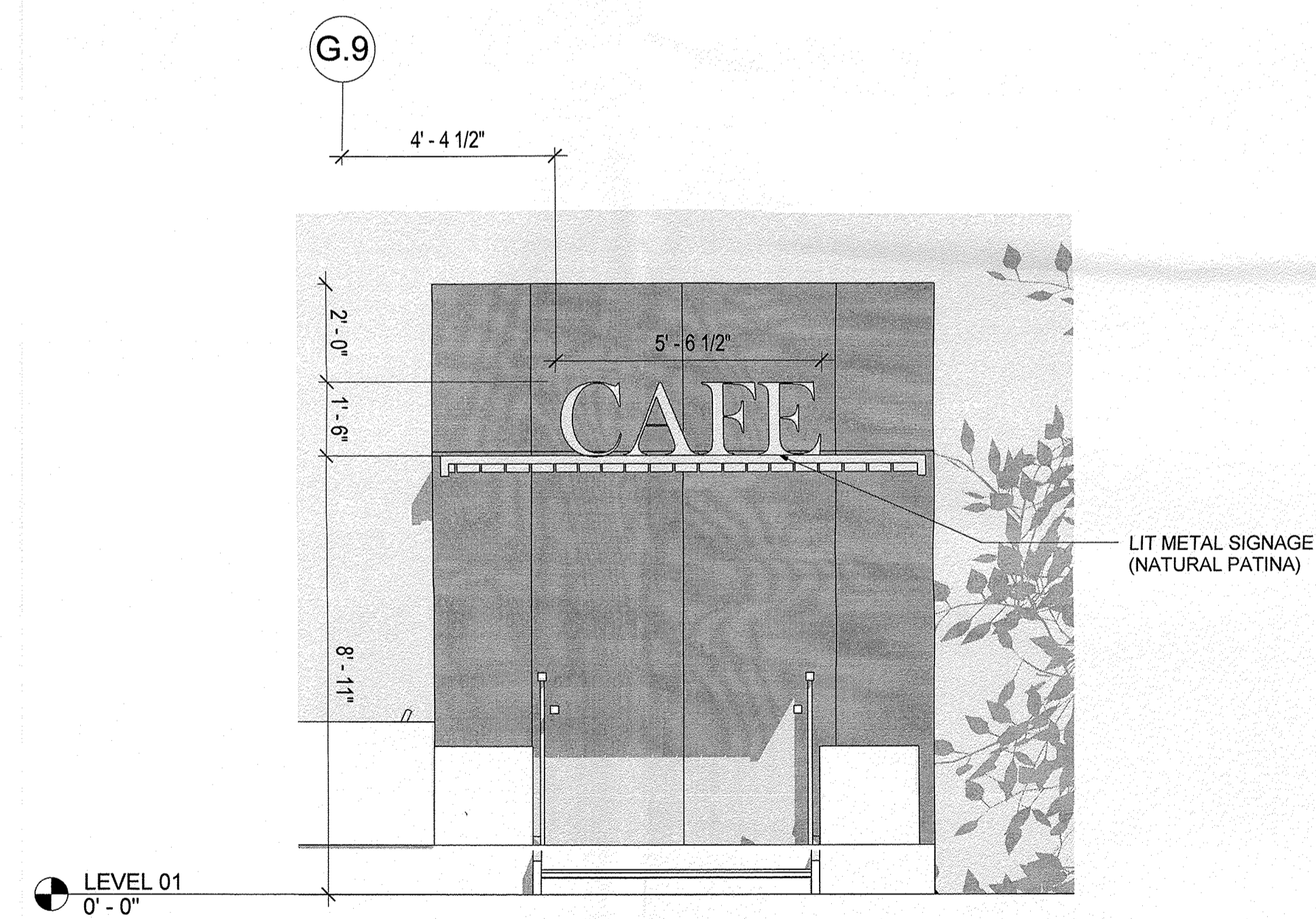
\* Signage location and dimensions for reference only.



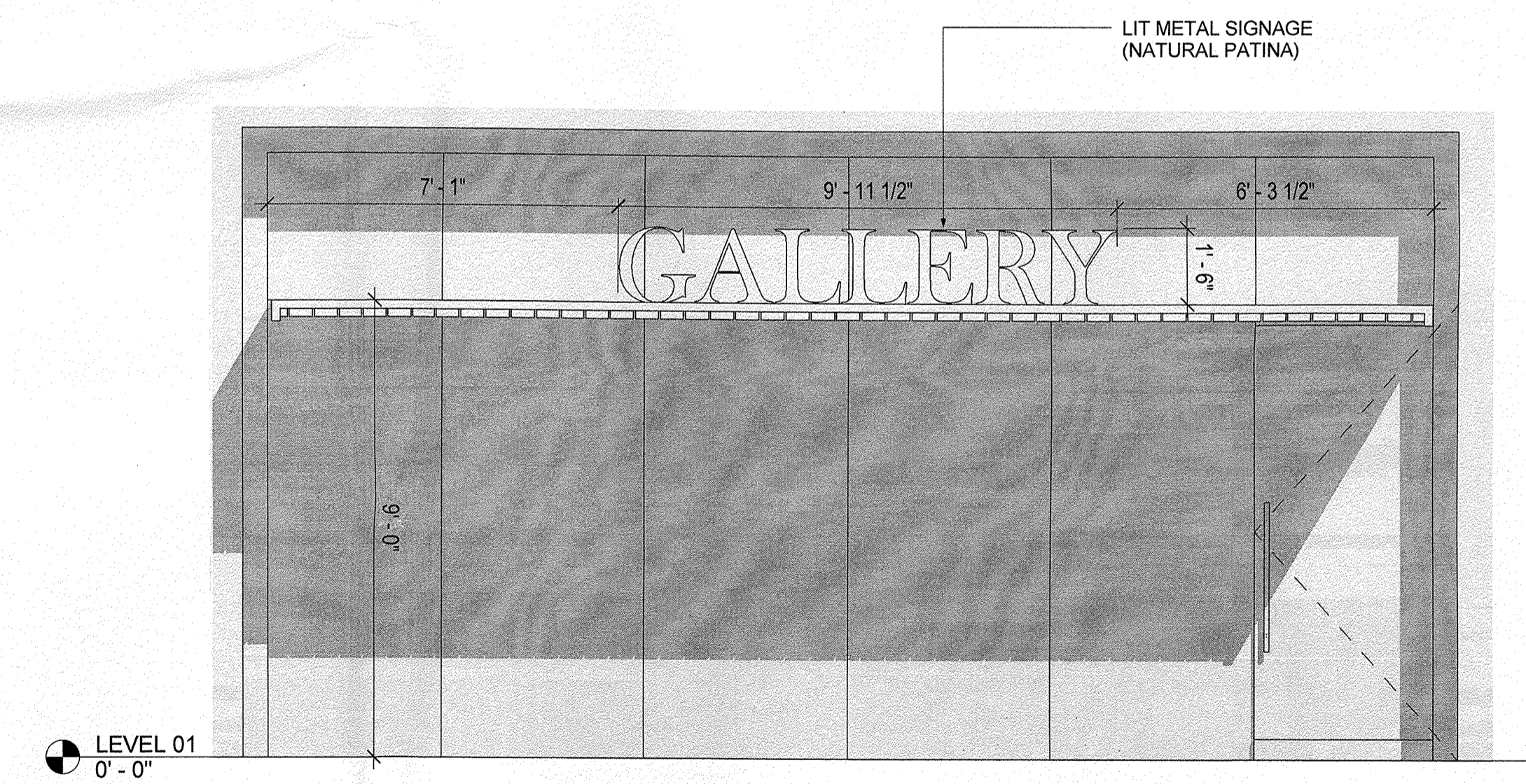
**NORTH SPA SIGNAGE**  
SCALE: 3/8" = 1'-0"  
**4**



**NE CORNER - STREET HOTEL SIGNAGE**  
SCALE: 3/8" = 1'-0"  
**3**



**EAST CAFE STREET SIGNAGE**  
SCALE: 3/8" = 1'-0"  
**2**



**NORTH RETAIL TENANT SIGNAGE**  
SCALE: 3/8" = 1'-0"  
**1**