

SITE DATA TABLE	
LOT	
TOTAL ACREAGE:	7.35 AC.
EXISTING ZONING:	SU2 - C1
PROPOSED ZONING:	SU2 - C1
BUILDING SIZE:	95,766 SF
MAX FAR:	-
PROPOSED USE:	RETAIL
TOTAL PARKING PROVIDED:	405
TOTAL PARKING REQUIRED:	374
MOTORCYCLE PARKING PROVIDED:	4
HC PROVIDED:	12
HC REQUIRED:	12
BIKE SPACES PROVIDED:	20
BIKE SPACES REQUIRED:	20
BUILDING HEIGHT:	TBD
LANDSCAPE PROVIDED:	37,004 SF
LANDSCAPE REQUIRED:	34,704 SF
15% OF NET LOT AREA	

**PROJECT NUMBER:** 1000579  
**APPLICATION NUMBER:** 05-DRB-01513

This plan is consistent with the specific Site Development Plan approved by the Environmental Planning Commission (EPC), dated \_\_\_\_\_, and the Findings and Conditions in the Official Notification of Decision are satisfied.

Is an infrastructure list required? ( ) Yes ( ) No ( ) Yes, then a set of approved DRB plans with a work order is required for any construction within Public Right-of-Way or for construction of public improvements.

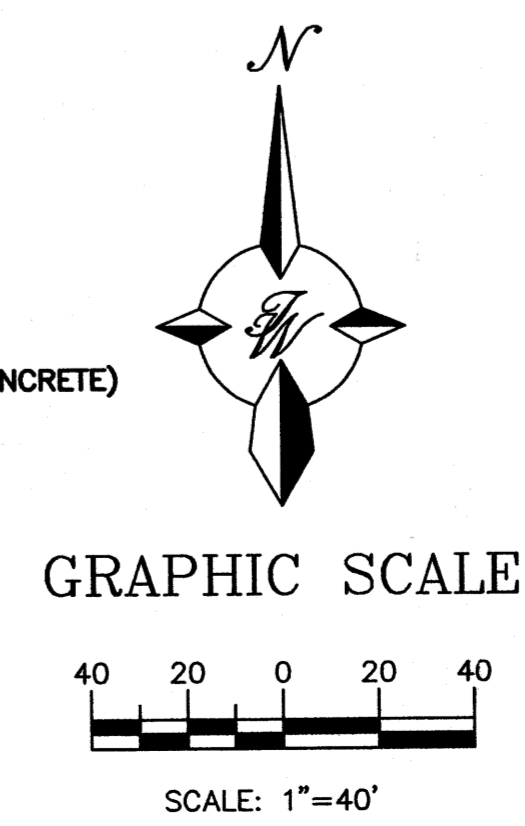
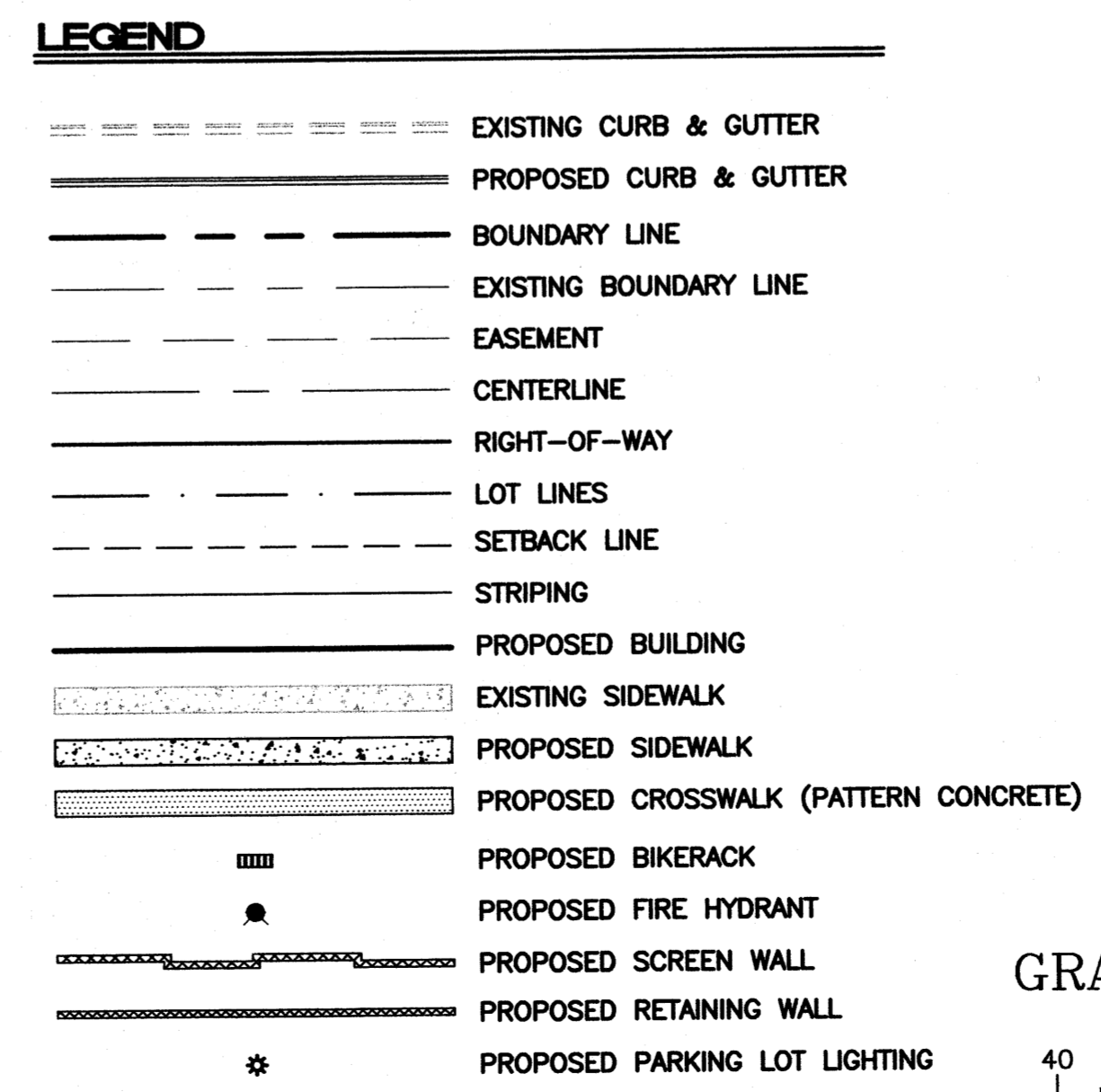
**DRB SITE DEVELOPMENT PLAN SIGNOFF APPROVAL:**

<i>[Signature]</i> Engineer, Transportation Division	10-5-05 Date
<i>[Signature]</i> Water Utility Development	10/5/05 Date
<i>[Signature]</i> Parks & Recreation Department	10/5/05 Date
<i>[Signature]</i> City Engineer	11/25/06 Date
N/A	1-25-06 Date
* Environmental Health Department (conditional)	
<i>[Signature]</i> Solid Waste Management	1/26/05 Date
<i>[Signature]</i> DRB Chairperson, Planning Department	1/26/06 Date

\* Environmental Health, if necessary

- GENERAL NOTES:**
- COMMON STORM DRAINAGE, PEDESTRIAN, AND VEHICULAR ACCESS ACROSS NEW TRACTS IS GRANTED BY THIS SITE PLAN AND WILL BE GRANTED ON THE REPLAT.
  - ANY CHANGES FROM WHAT IS APPROVED ON THE SITE DEVELOPMENT PLAN FOR THE SUBDIVISION PURPOSES WILL REQUIRE AN AMENDMENT TO THE PLAN AND THAT SITE DEVELOPMENT PLAN FOR BUILDING PURPOSES WILL BE REQUIRED FOR THE PROPOSED TRACTS THROUGH A PUBLIC HEARING AT THE DEVELOPMENT REVIEW BOARD IN CONJUNCTION WITH REVIEW BY EPC STAFF.
  - APPROVAL OF THIS PLAN DOES NOT CONSTITUTE OR IMPLY EXEMPTION FROM WATER WASTE PROVISIONS OF THE WATER CONSERVATION LANDSCAPING AND WATER WASTE ORDINANCE WATER WASTE MANAGEMENT IS THE SOLE RESPONSIBILITY OF THE PROPERTY OWNER.
  - LANDSCAPE MAINTENANCE SHALL BE THE RESPONSIBILITY OF THE OWNER.
  - ROOF EQUIPMENT SHALL BE BELOW PARAPET HEIGHT AND SCREENED FROM VIEW FROM THE PROPERTY LINES OF THIS SITE. ALL GROUND MOUNTED EQUIPMENT SHALL BE SCREENED BY SCREEN WALLS WITH TOP OF EQUIPMENT BELOW TOP OF SCREEN WALL.
  - ALL LIGHT POLES SHALL COMPLY WITH ZONING CODE REQUIREMENTS, WHICH REQUIRED THAT HEIGHTS OF LIGHT POLES WITHIN 100 FT. OF A RESIDENTIAL ZONE BE NO TALLER THAN 16 FT. AND 30 FT. ELSEWHERE
  - THERE SHALL BE NO BACKLIT, PLASTIC, OR VINYL AWNINGS OR ILLUMINATED PLASTIC BANDING ON SIGNAGE.
  - NO FREESTANDING CELL TOWERS OR ANTENNA SHALL BE PERMITTED. ANY WIRELESS COMMUNICATIONS FACILITIES SHALL BE INTEGRATED INTO THE BUILDING ARCHITECTURE.
  - THERE ARE NO TRANSIT FACILITIES ADJACENT TO OR WITHIN CLOSE PROXIMITY TO THE SITE.
  - DELIVERY TRUCKS SHALL NOT IDLE LONGER THEN 5 MINUTES WHILE ON SITE.

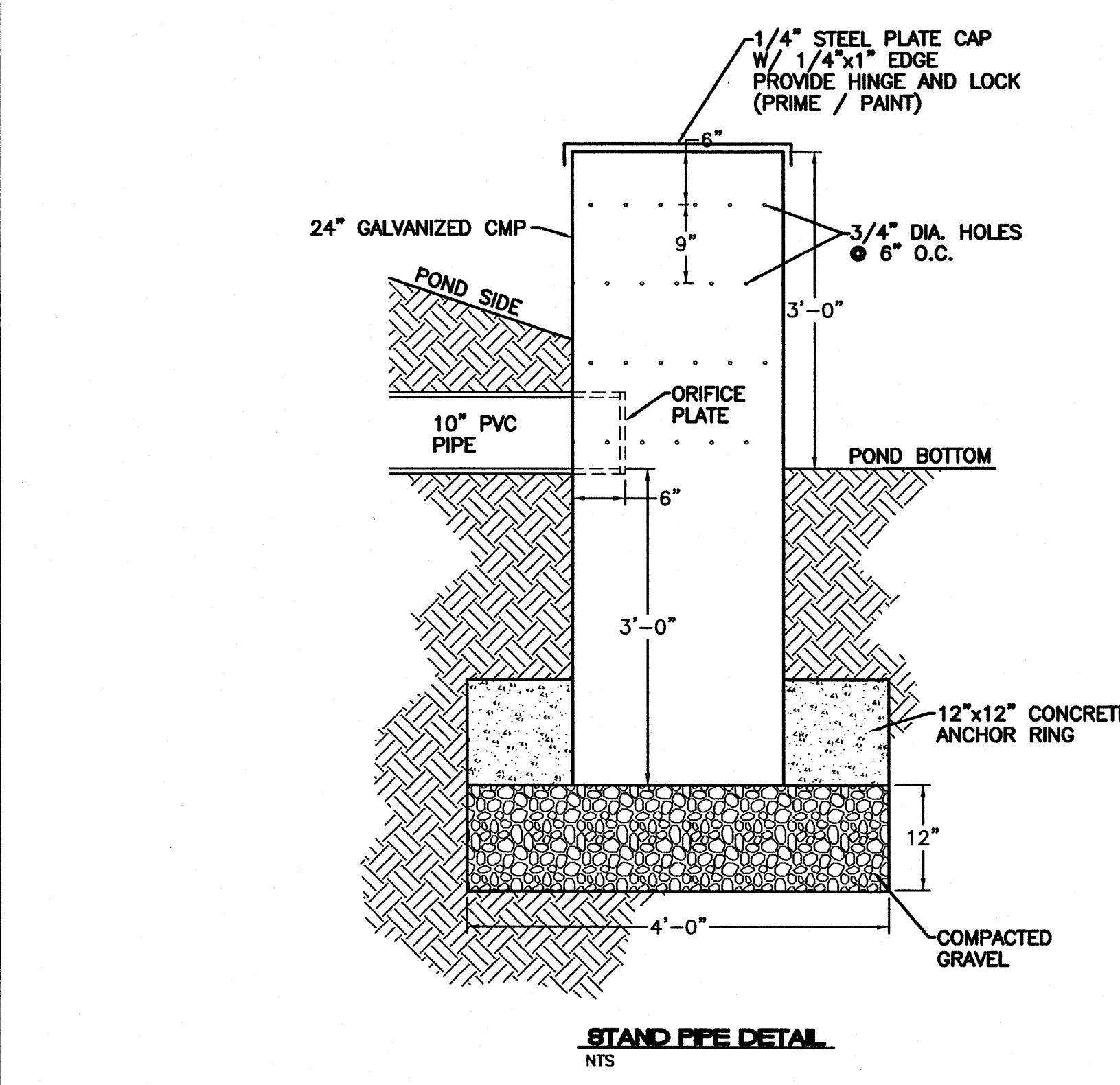
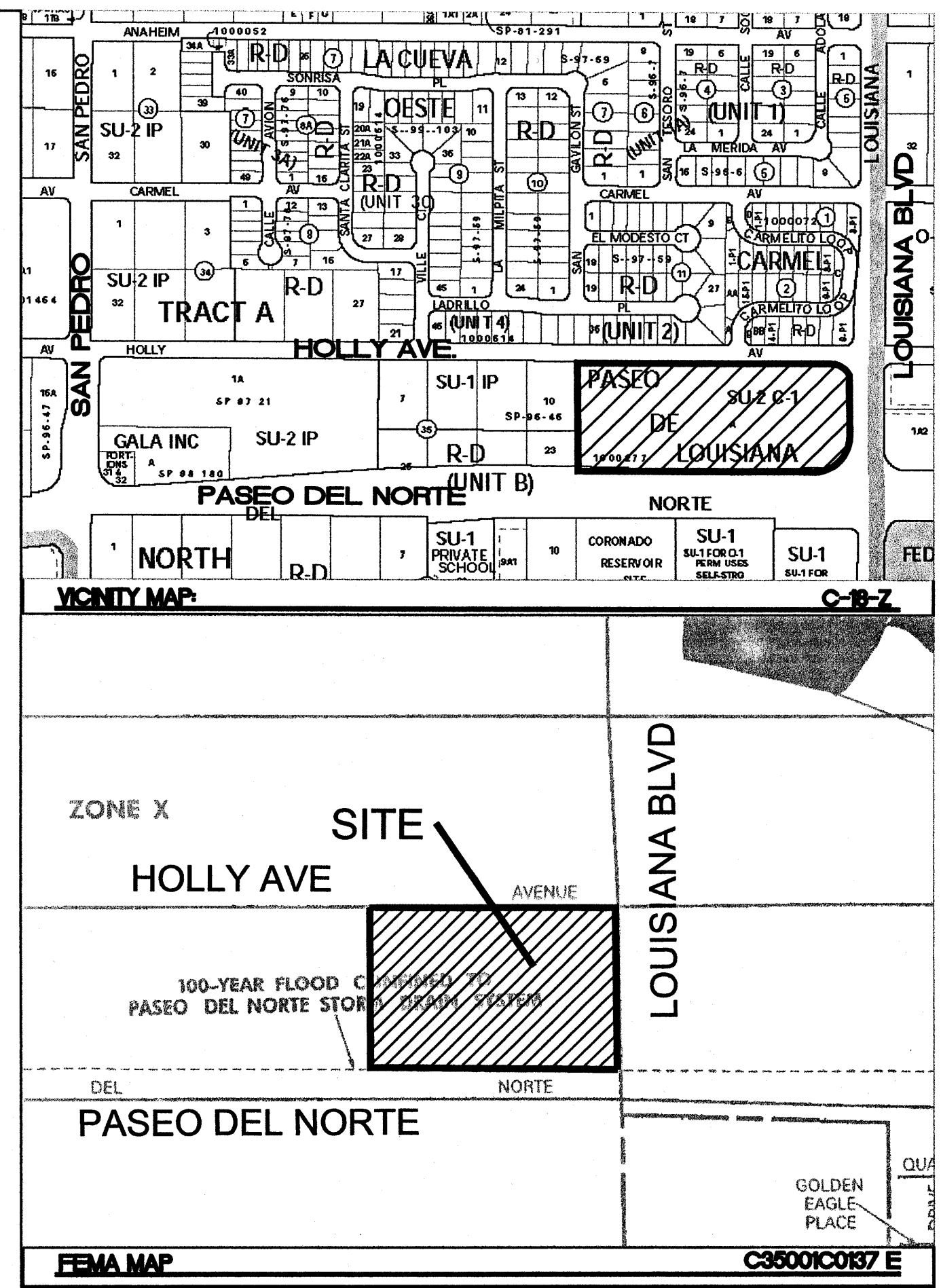
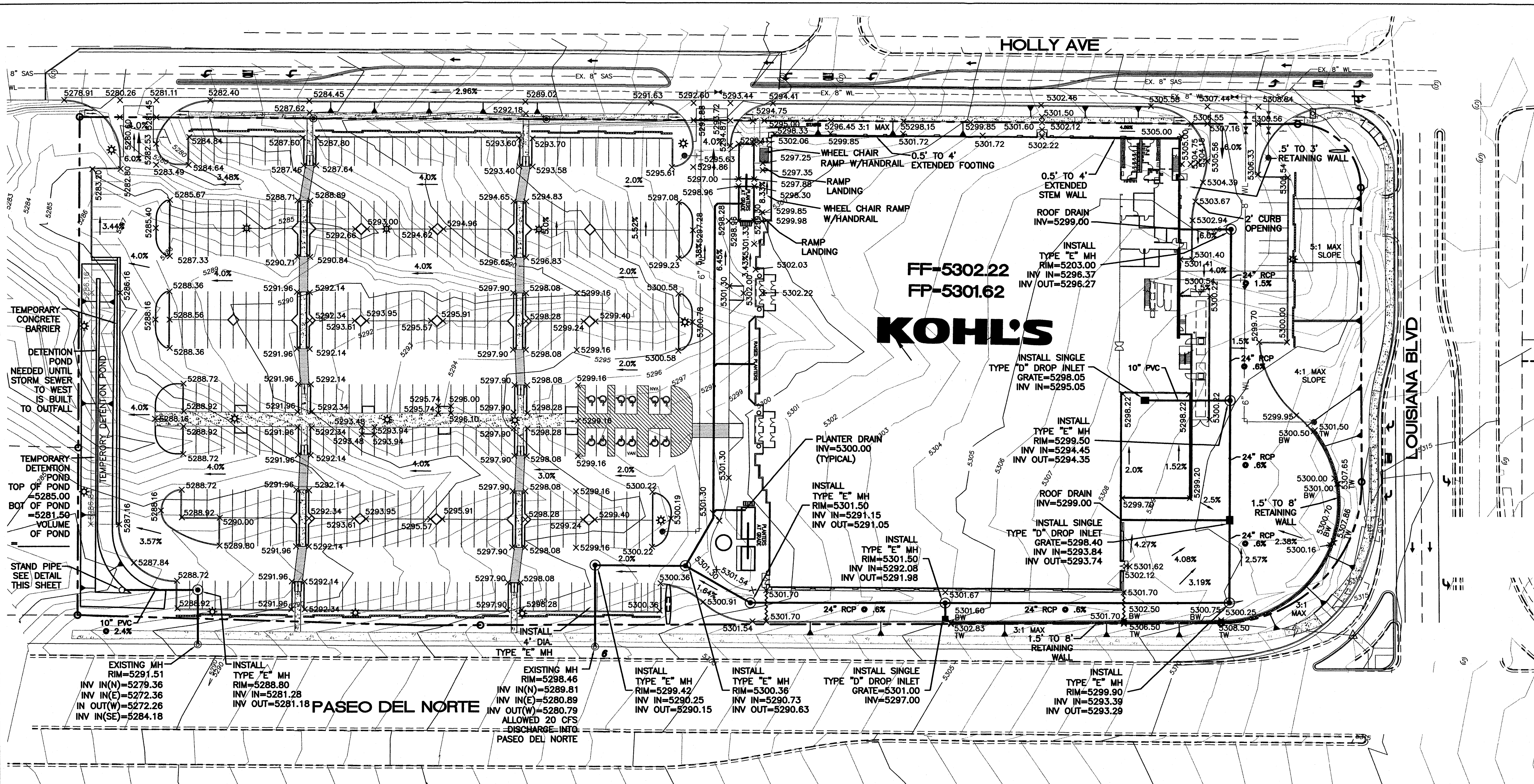
- KEYED NOTE:**
- (A) 6' SW PER C.O.A. STD DWG #2430
  - (B) 10' PEDESTRIAN ACCESS (MATERIAL TO BE CONCRETE)
  - (C) 18" CURB & GUTTER
  - (D) HC RAMP PER C.O.A. STD DWG #2441
  - (E) 8" STANDARD CURB & GUTTER PER C.O.A. STD DWG #2415A
  - (F) UNI-DIRECTIONAL HC RAMP PER C.O.A. STD DWG #2441
  - (G) INSTALL 1 - MONUMENT SIGN (50 SQ.FT. MAX.); SEE ARCH DWG FOR DETAILS
  - (H) 6' WIDE PEDESTRIAN CROSSWALK
  - (J) CONCRETE SIDEWALK
  - (K) TURN DOWN CURB
  - (L) 6' VALLEY GUTTER



- INDEX TO DRAWINGS**
- C1. SITE PLAN FOR BUILDING PERMIT
  - C2. GRADING AND DRAINAGE PLAN
  - C3. MASTER UTILITY PLAN
  - C4. WEST (FRONT) ELEVATIONS
  - C5. WEST (FRONT) ELEVATIONS
  - C6. SOUTH (RIGHT) ELEVATIONS
  - C7. NORTH (LEFT) ELEVATIONS
  - C8. EAST (BACK) ELEVATIONS
  - C9. PYLON SIGN ELEVATIONS
  - C10. MONUMENT SIGN ELEVATIONS
  - C11. DETAILS
  - C12. TRUCK TURNING EXHIBIT
  - C13. PHOTO METRIC PLAN
  - L1. LANDSCAPING PLAN


ENGINEER'S SEAL <i>[Seal]</i> RONALD R. BOHANNAN P.E. #7868	<b>KOHL'S</b> PASEO DEL NORTE / LOUISIANA <b>SITE PLAN FOR BUILDING PERMIT</b>  TIERRA WEST, LLC 8509 JEFFERSON NE ALBUQUERQUE, NEW MEXICO 87113 (505)858-3100	DRAWN BY: B/JF DATE: 09/21/05 25017-SPB SHEET #: <b>C1</b> JOB #: 25017
--	---	---

PROJECT # 1000579



**LEGEND**

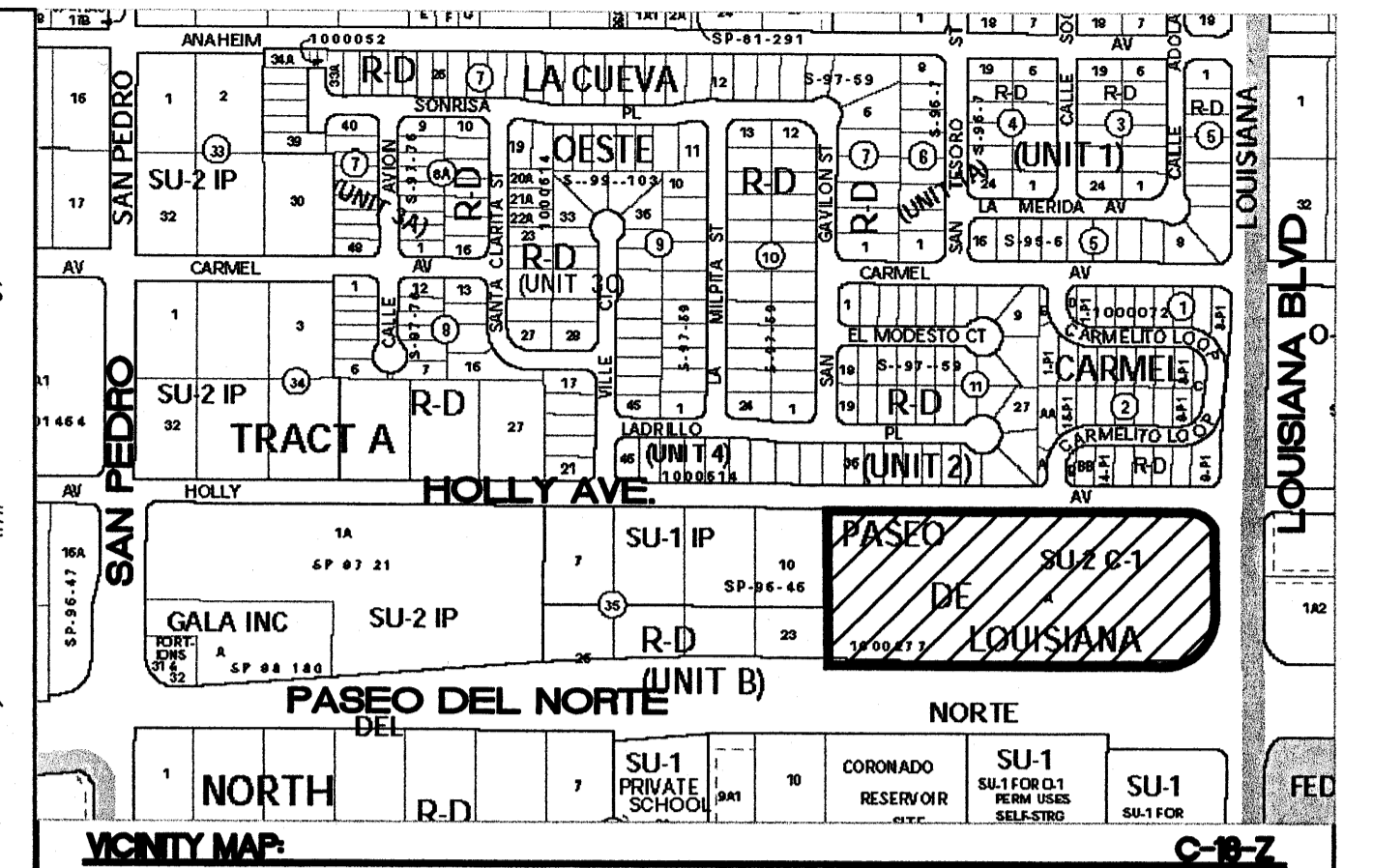
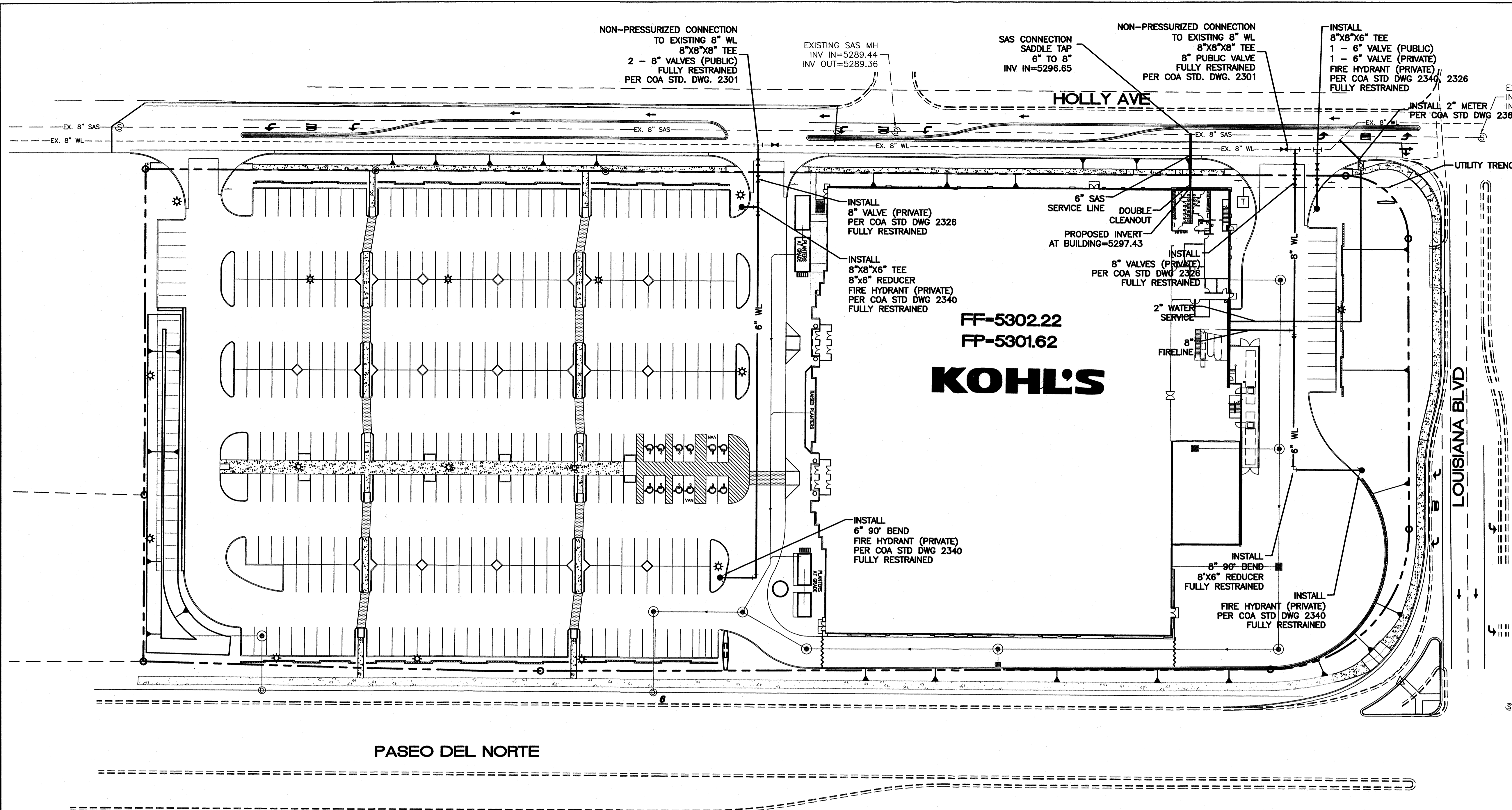
---	EXISTING CURB & GUTTER
---	PROPOSED CURB & GUTTER
---	BOUNDARY LINE
---	EXISTING BOUNDARY LINE
---	EASEMENT
---	CENTERLINE
---	RIGHT-OF-WAY
---	LOT LINES
---	SETBACK LINE
---	STRIPING
---	PROPOSED BUILDING
---	EXISTING SIDEWALK
---	PROPOSED SIDEWALK
---	PROPOSED CROSSWALK
---	PROPOSED CROSSWALK
---	PROPOSED BIKERACK
---	PROPOSED FIRE HYDRANT
---	PROPOSED SCREEN WALL
---	PROPOSED RETAINING WALL
---	PROPOSED PARKING LOT LIGHTING
---	EXISTING CONTOUR
---	EXISTING INDEX CONTOUR
---	PROPOSED SPOT ELEVATION



- EROSION CONTROL NOTES**
- CONTRACTOR IS RESPONSIBLE FOR OBTAINING A TOPSOIL DISTURBANCE PERMIT PRIOR TO BEGINNING WORK.
  - CONTRACTOR IS RESPONSIBLE FOR MAINTAINING RUN-OFF ON SITE DURING CONSTRUCTION.
  - CONTRACTOR IS RESPONSIBLE FOR CLEANING ALL SEDIMENT THAT GETS INTO EXISTING RIGHT-OF-WAY.
  - REPAIR OF DAMAGED FACILITIES AND CLEANUP OF SEDIMENT ACCUMULATIONS ON ADJACENT PROPERTIES AND IN PUBLIC FACILITIES IS THE RESPONSIBILITY OF THE CONTRACTOR.
  - ALL EXPOSED EARTH SURFACES MUST BE PROTECTED FROM WIND AND WATER EROSION PRIOR TO FINAL (CITY) ACCEPTANCE OF ANY PROJECT.

**ROUGH GRADING APPROVAL** \_\_\_\_\_ DATE \_\_\_\_\_

	<b>KOHL'S</b> <b>PASEO DEL NORTE / LOUISIANA</b>	DRAWN BY: BJF DATE: 09/21/05
	<b>GRADING AND DRAINAGE PLAN</b>	25017-GRB SHEET # <b>C2</b>
TIERRA WEST, LLC 9509 JEFFERSON NE ALBUQUERQUE, NEW MEXICO 87113 (505)858-3100		JOB # 25017



**LEGEND**

	EXISTING CURB & GUTTER
	PROPOSED CURB & GUTTER
	BOUNDARY LINE
	EXISTING BOUNDARY LINE
	EASEMENT
	CENTERLINE
	RIGHT-OF-WAY
	LOT LINES
	SETBACK LINE
	STRIPING
	PROPOSED BUILDING
	EXISTING SIDEWALK
	PROPOSED SIDEWALK
	PROPOSED CROSSWALK
	PROPOSED BIKERACK
	PROPOSED FIRE HYDRANT
	PROPOSED SCREEN WALL
	PROPOSED PARKING LOT LIGHTING
	EXISTING SAS MANHOLE
	EXISTING SANITARY SEWER LINE
	PROPOSED SANITARY SEWER LINE
	EXISTING VALVE W/BOX
	EXISTING FIRE HYDRANT
	EXISTING WATER LINE
	PROPOSED METER
	PROPOSED VALVE W/BOX
	PROPOSED WATER LINE

PASEO DEL NORTE

LOUISIANA BLVD

**KOHL'S**  
FF-5302.22  
FP-5301.62

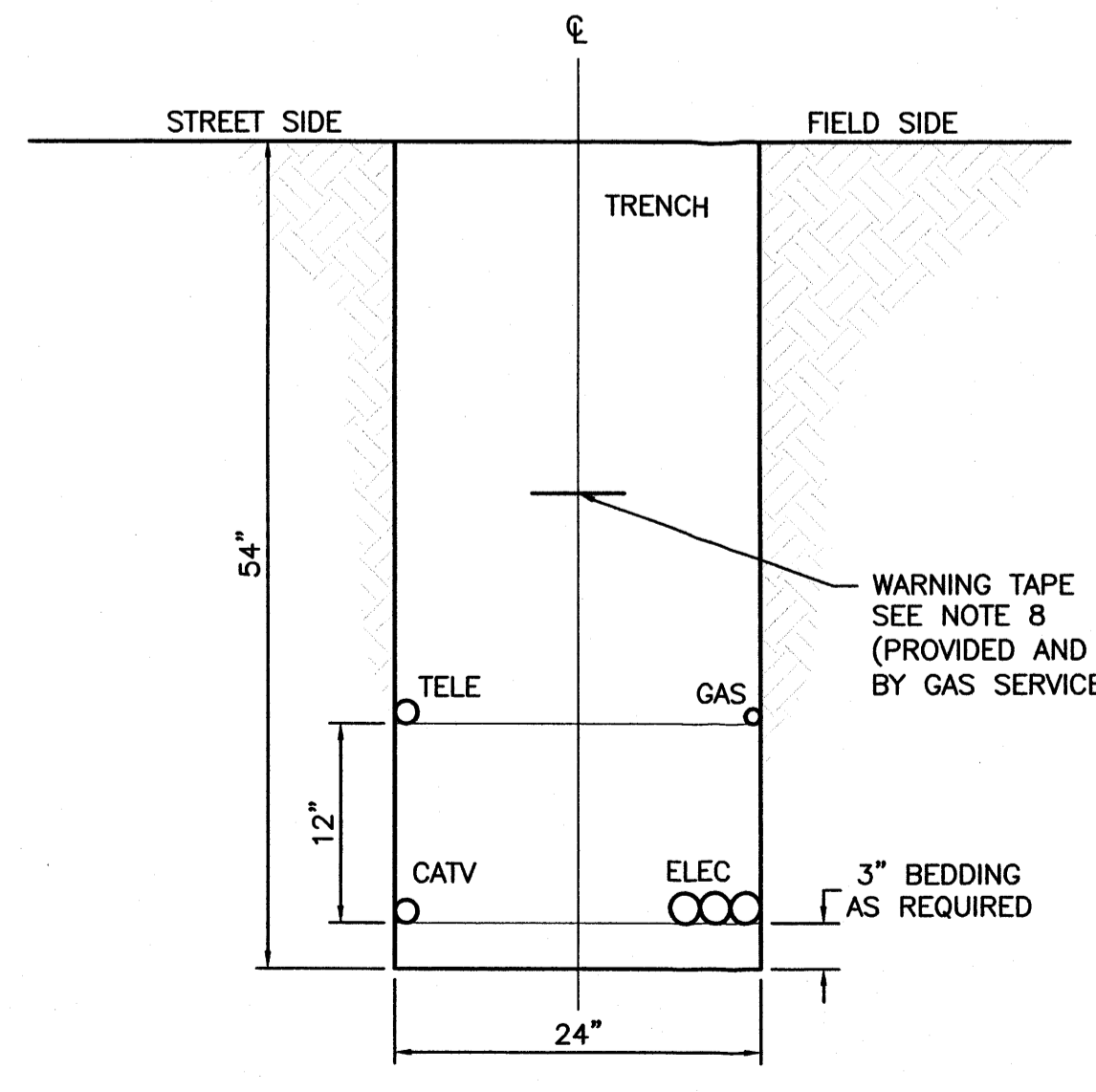
- NOTES:**
- ONLY WATER SYSTEMS PERSONNEL ARE AUTHORIZED TO OPERATE VALVES.
  - NOTIFY CITY OF ALBUQUERQUE, WATER SYSTEMS DIVISION (PHONE 857-8200) FIVE (7) WORKING DAYS IN ADVANCE OF NEEDING EXECUTION OF THE WATER SHUT OFF PLAN
  - APPROXIMATE SHUT OFF TIME WILL BE 24 HOURS.
  - SHUTOFF THE VALVES INDICATED IN THE ABOVE PLAN

**NOTICE TO CONTRACTORS**

- AN EXCAVATION/CONSTRUCTION PERMIT WILL BE REQUIRED BEFORE BEGINNING ANY WORK WITHIN CITY RIGHT-OF-WAY. AN APPROVED COPY OF THESE PLANS MUST BE SUBMITTED AT THE TIME OF APPLICATION FOR THIS PERMIT.
- ALL WORK DETAILED ON THESE PLANS TO BE PERFORMED, EXCEPT AS OTHERWISE STATED OR PROVIDED HEREON, SHALL BE CONSTRUCTED IN ACCORDANCE WITH CITY OF ALBUQUERQUE INTERIM STANDARD SPECIFICATIONS FOR PUBLIC WORKS CONSTRUCTION, 1985.
- TWO WORKING DAYS PRIOR TO ANY EXCAVATION, CONTRACTOR MUST CONTACT LINE LOCATING SERVICE, 765-1234, FOR LOCATION OF EXISTING UTILITIES.
- PRIOR TO CONSTRUCTION, THE CONTRACTOR SHALL EXCAVATE AND VERIFY THE HORIZONTAL AND VERTICAL LOCATIONS OF ALL CONSTRUCTIONS. SHOULD A CONFLICT EXIST, THE CONTRACTOR SHALL NOTIFY THE ENGINEER SO THAT THE CONFLICT CAN BE RESOLVED WITH A MINIMUM AMOUNT OF DELAY.
- BACKFILL COMPACTION SHALL BE ACCORDING TO RESIDENTIAL STREET USE.
- MAINTENANCE OF THESE FACILITIES SHALL BE THE RESPONSIBILITY OF THE OWNER OF THE PROPERTY SERVED.
- WORK ON ARTERIAL STREETS SHALL BE PERFORMED ON A 24-HOUR BASIS.

**GENERAL NOTES**


- 4' MINIMUM BURY REQUIRED FOR ALL UTILITIES UNLESS OTHERWISE NOTED.
- REFERENCE ARCHITECTURAL PLANS FOR WATER LINE RISER LOCATIONS.
- CLEAN OUTS ARE TO BE BUILT PER UNIFORM PLUMBING CODE STANDARDS.
- ALL BLOCKING IS PER CITY OF ALBUQUERQUE STANDARD DWG. 2320.
- ALL PIPE MATERIAL TO BE USED PER UPC.



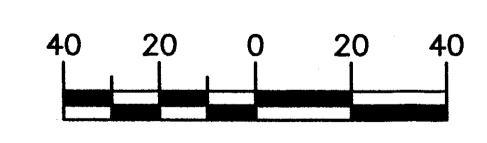
TYPICAL TRENCH DETAIL  
NTS

**GENERAL NOTES:**

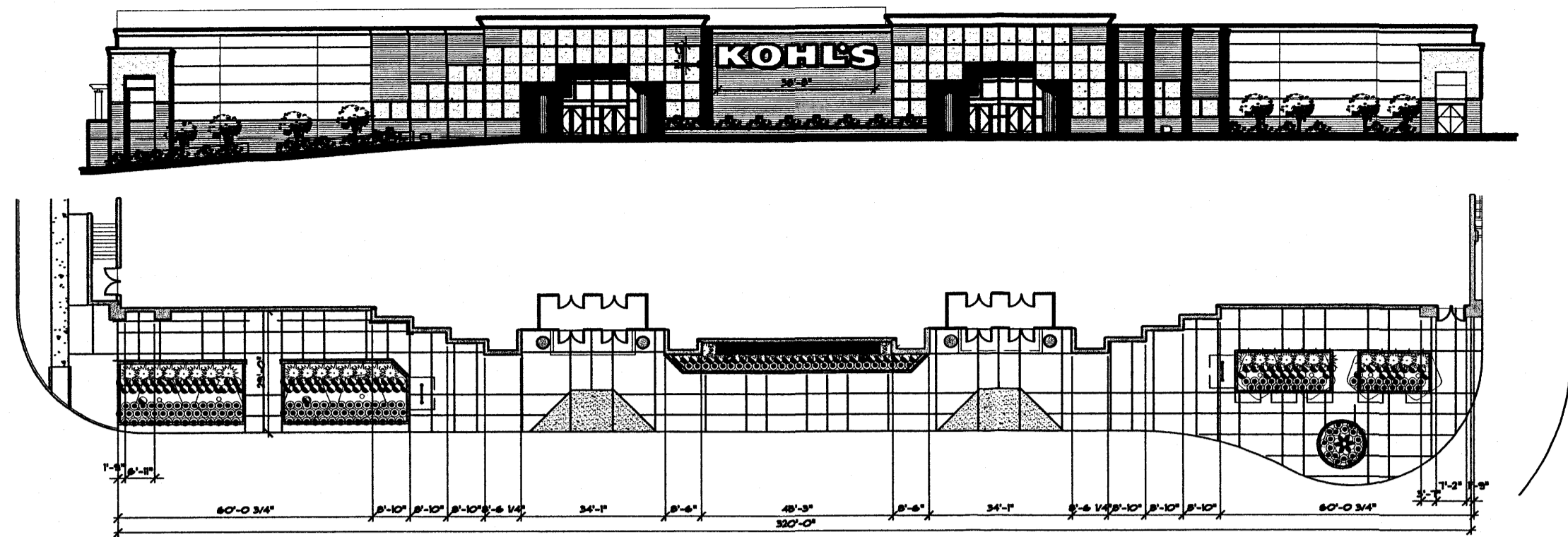
- COMPACTION IN CITY OR STATE RIGHT-OF-WAYS SHALL MEET OR EXCEED MINIMUM SPECIFIED REQUIREMENTS.
- SHADING AND BEDDING MATERIAL TO BE TYPE IV, CLASS 1 FOR DIRECT BURIED CABLE AND TYPE IV, CLASS 2 FOR CABLE IN CONDUIT, TYPE III MATERIAL IS SUITABLE FOR EITHER TYPE OF INSTALLATION. REFER TO DS-10-12.4 FOR FILL MATERIAL REQUIREMENTS.
- IF TRENCH-RUN MATERIAL MEETS BACK FILL MATERIAL REQUIREMENTS TYPE REQUIREMENTS, 3" BEDDING MAY BE OMITTED PROVIDED THE TRENCH BOTTOM IS SMOOTH, FLAT AND WITHOUT SURFACE IRREGULARITIES.
- SEPARATION BETWEEN JACKETED PRIMARY AND COMMUNICATION CABLE SHALL BE AT LEAST 12".
- SPOIL PILE SHALL BE PLACED ON THE FIELD SIDE A MINIMUM OF 2' FROM TRENCH EDGE.
- WATER LINES SHALL MAINTAIN 12" MINIMUM HORIZONTAL SEPARATION FROM OTHER UTILITIES AND MAY BE INSTALLED EITHER ABOVE OR BELOW OTHER UTILITIES DEPENDING ON FREEZE DEPTH.
- LATEST OSHA TRENCH SAFETY REQUIREMENTS SHALL BE STRICTLY OBSERVED.
- WARNING TAPE SHALL BE PLACED A MINIMUM OF 12" ABOVE THE UPPER LEVEL OF UTILITIES AT THE CENTER OF TRENCH.



GRAPHIC SCALE



ENGINEER'S SEAL 	<b>KOHL'S</b> PASEO DEL NORTE / LOUISIANA	DRAWN BY BJF
	<b>MASTER UTILITY PLAN</b>	DATE 09/21/05
		25017-MUB
	TERRA WEST, LLC 8509 JEFFERSON NE ALBUQUERQUE, NEW MEXICO 87113 (505)858-3100	SHEET # <b>C3</b>
RONALD R. BOHANNAN P.E. #7868		JOB # 25017

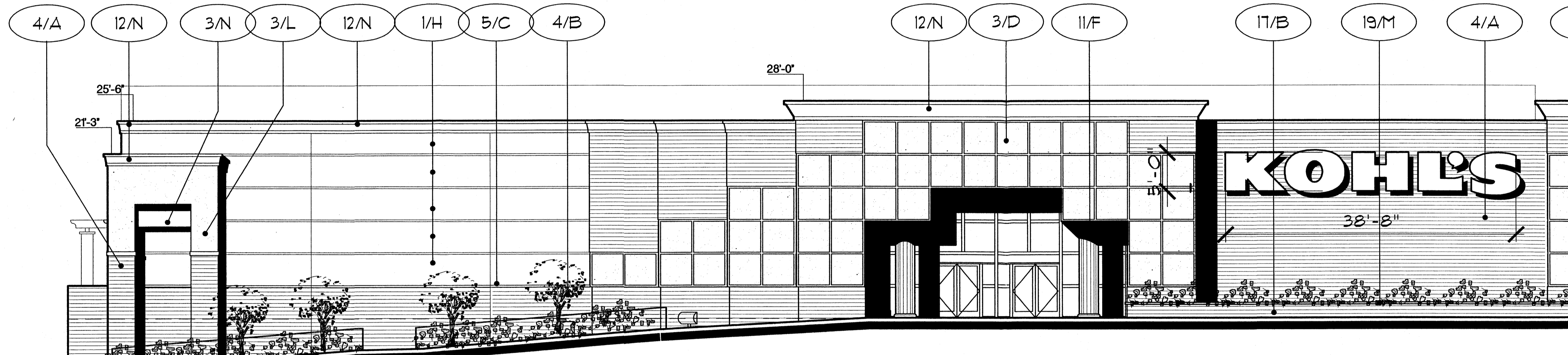


**MATERIAL**

- 1 COLORED TEXTURED COATING OF CONCR. TILT-UP PANEL
- 2 FACTORY FINISHED ALUMINUM STOREFRONT
- 3 EIFS W/ INTEGRAL COLORED & TEXTURED COATING
- 4 STONE VENEER
- 5 CONC. WAINSCOTE CAP
- 6 RECESSED ACCENT COLOR
- 7 PAINT DOOR AND FRAME
- 8 PAINT COMPACTOR DOOR & FRAME
- 9 PREP. AND PAINT SECTIONAL DOORS
- 10 PAINT OF MISCELLANEOUS PRIMED METALS
- 11 PAINT GFRG COLUMN
- 12 EIFS CORNICE & TRIM
- 13 LIGHTING FIXTURE
- 14 SIDEWALK WITH 5'x5' SCORING
- 15 WOOD TRELLIS
- 16 SCREEN LOADING WALL
- 17 RAISED PLANTER
- 18 UP LIGHTING (TYP.)
- 19 PRECAST CONCR. CAP
- 20 CONCRETE REVEALS

BASED ON SEC. 14-16-2-16(10)(c)(2) :  
 FACADE AREA: 8512 S.F.  
 SIGN AREA: 194 S.F.  
 SIGN AREA = 194 / 8512 = 2.3% OF FACADE AREA

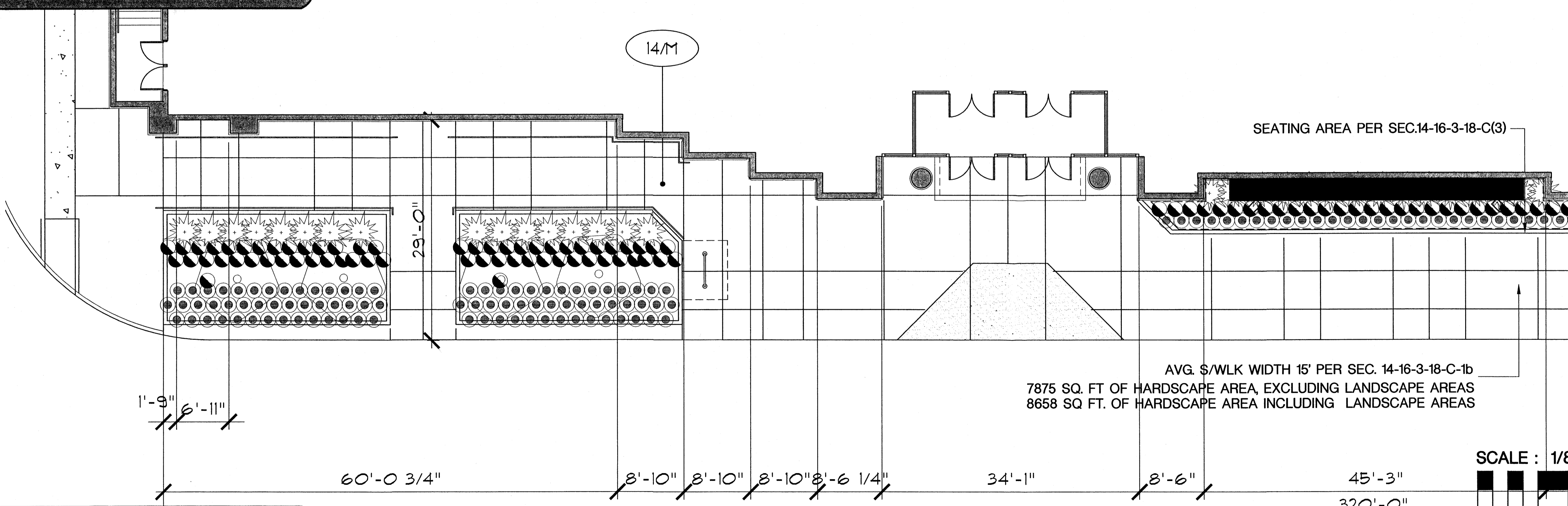
**KEY ELEVATION**



**COLOR**

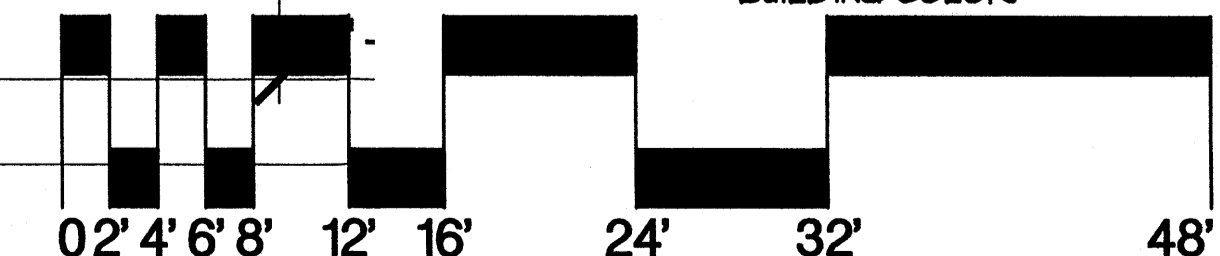
- A GENERIC DRY STACK STONE QUICK STACK, COLOR: FOUR RIVER BY CORONADO OR EQUAL (REDDISH BROWN)
- B GENERIC DRY STACK STONE QUICK STACK, COLOR: ANTIQUE CREAM BY CORONADO OR EQUAL (LIGHT CREAM)
- C SMOOTH BULLNOSE WALL CAP COLOR: SAND (OFF WHITE)
- D TO MATCH DRYVIT SYSTEM QUARZPUTZ #12 "SANDLEWOOD BEIGE" (LIGHT BIEGE)
- E "BONE-WHITE" BY KAUWEER
- F M.A.B. PAINTS TO MATCH STOREFRONT
- G STO COLOR: NA00-0010 "CREAM"
- H TO MATCH DRYVIT SYSTEM #42 "SPECTRUM BROWN" (BROWN)
- J COLOR: ICI #412 "BRIAR PATCH" (BROWN)
- K COLOR: ICI #554 "BRAZIL NUT" (LIGHT TAN)
- L TO MATCH ICI #421 "DEERFIELD" (BEIGE)
- M NATURAL GREY
- N TO MATCH ICI #554 "BRAZIL NUT" (LIGHT TAN)
- P KIM LIGHTING ARCHITECTURAL FLOOD LIGHT "AFL21"
- Q LITHONIA LIGHTING TUH 35L 221 "V" "FE" "FS"
- R OLYMPIC STAIN "PARCHMENT" (LIGHT BEIGE)

**WEST (FRONT ELEVATION)**



**HARDSCAPE PLAN**

SCALE: 1/8" = 1'-0"



\* PAINT PIPE BOLLARDS, PIPE AND CONDUIT TO MATCH BUILDING COLOR.

**EXTERIOR ELEVATIONS**

**PR**  
 Perkowitz+Ru  
 Architect  
 111 W. Ocean Blvd, Flo.  
 Long Beach, CA 90802  
 562-628-8000  
 562-901-1568 FAX

Newport Beach, CA  
 Washington, D.C.  
 Las Vegas, NV  
 www.prarchitects.com

**CLIENT**

**KOHL'S**  
 expect great things

Developed by:  
 Kohl's Department Stores, Inc.  
 N56 W17000 Ridgewood Drive  
 Menomonee Falls, Wisconsin 53051  
 TEL. (262) 703-7000  
 FAX. (262) 703-7105

**PROJECT INFO**

NWC LOUISIANA BLVD  
 & PASEO DEL NORTE

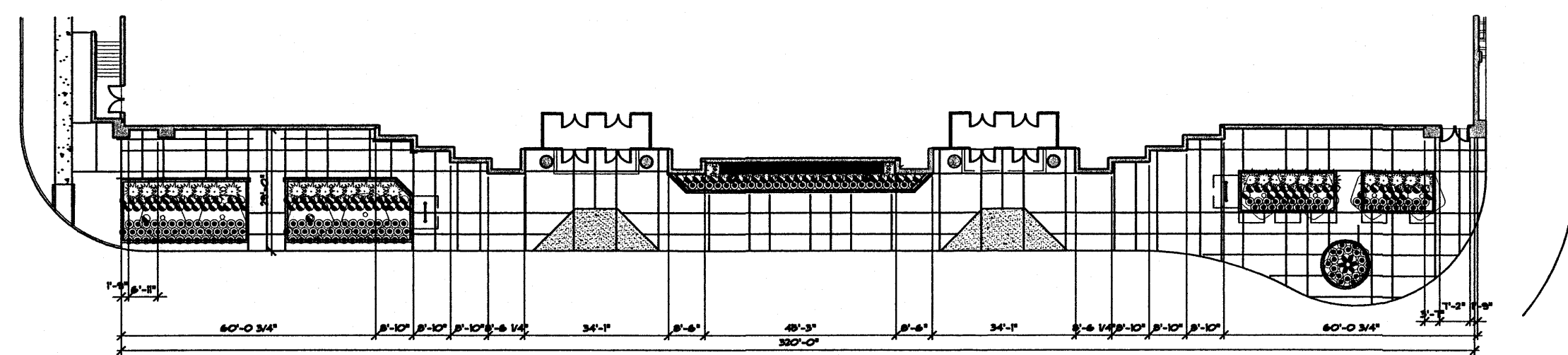

NE ALBUQUERQUE  
 NEW MEXICO

**REVISIONS**

Rev. Date	Rev. Date	Rev. Date
05-31-05	07-18-05	09-13-05
06-01-05	06-03-05	06-26-05
06-07-05	06-16-05	
06-09-05	06-16-05	
06-13-05	06-22-05	

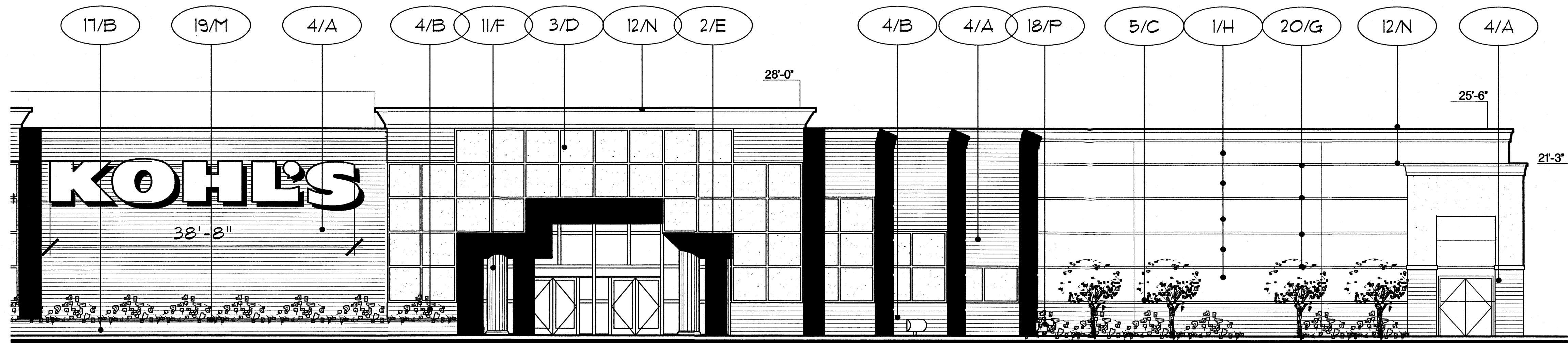
Issue Date	Rev. Date
Date Drawn	05-19-05
Drawn By	FN
Checked By	VP
Project No.	0627211
File Name	Albuquerque\N050928Elev.DWG
Approval by Client	-

NOTE:  
 EXIT DOOR LOCATIONS OTHER  
 THAN STOREFRONT ENTRANCES, ARE  
 CONCEPTUAL IN NATURE AND  
 MAY CHANGE WHEN FINALIZED  
 FIGURE PLAN IS APPROVED.



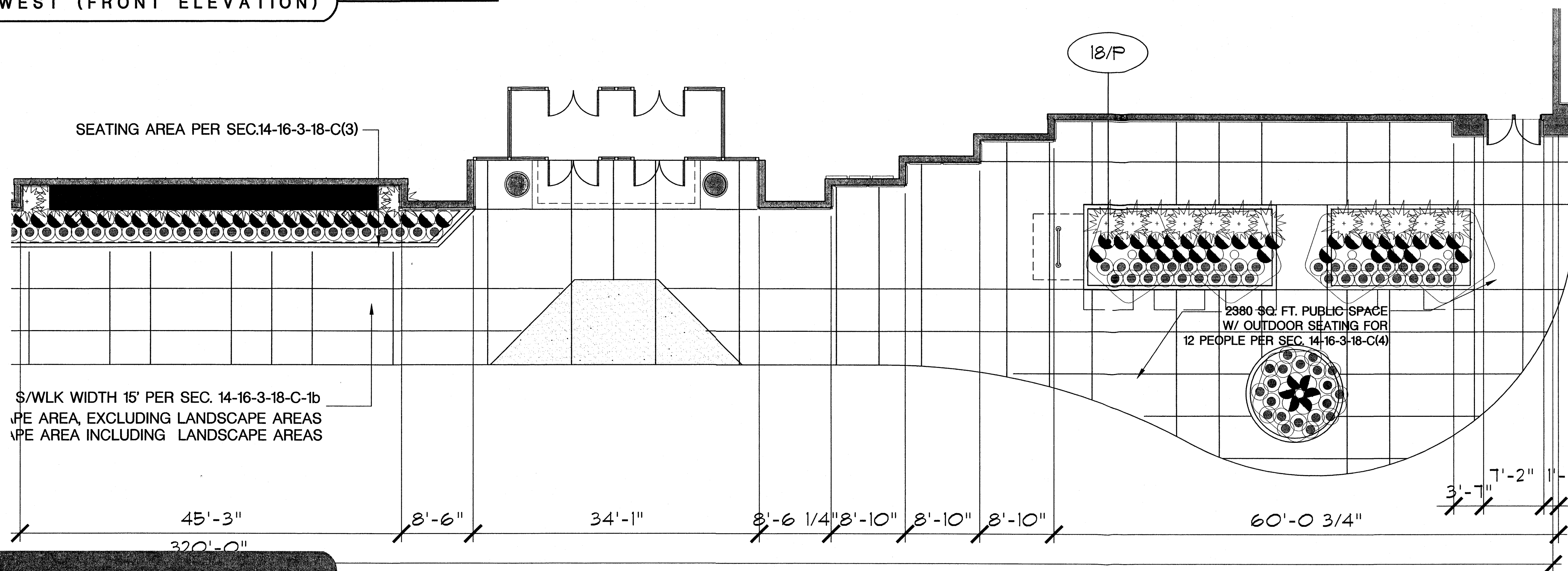
**KEY ELEVATION**

BASED ON SEC. 14-16-2-16(10)(c)(2) :  
 FACADE AREA: 8512 S.F.  
 SIGN AREA: 194 S.F.  
 SIGN AREA = 194 / 8512 = 2.3% OF FACADE AREA



BASED ON 14-16-3-18-D2b (vertical change)

**WEST (FRONT ELEVATION)**



**HARDSCAPE PLAN**


**MATERIAL**

- 1 COLORED TEXTURED COATING OF CONCRETE TILT-UP PANEL
- 2 FACTORY FINISHED ALUMINUM STOREFRONT
- 3 EIFS W/ INTEGRAL COLORED & TEXTURED COATING
- 4 STONE VENEER
- 5 CONC. WAINSCOTE CAP
- 6 RECESSED ACCENT COLOR
- 7 PAINT DOOR AND FRAME
- 8 PAINT COMPACTOR DOOR & FRAME
- 9 PREP. AND PAINT SECTIONAL DOORS
- 10 PAINT OF MISCELLANEOUS PRIMED METALS
- 11 PAINT GFRG COLUMN
- 12 EIFS CORNICE & TRIM
- 13 LIGHTING FIXTURE
- 14 SIDEWALK WITH 5'x5' SCORING
- 15 WOOD TRELLIS
- 16 SCREEN LOADING WALL
- 17 RAISED PLANTER
- 18 UP LIGHTING (TYP.)
- 19 PRECAST CONC. CAP
- 20 CONCRETE REVEALS

**COLOR**

- A GENERIC DRY STACK STONE QUICK STACK, COLOR: FOUR RIVER BY CORONADO OR EQUAL (REDDISH BROWN)
- B GENERIC DRY STACK STONE QUICK STACK, COLOR: ANTIQUE CREAM BY CORONADO OR EQUAL (LIGHT CREAM)
- C SMOOTH BULLNOSE WALL CAP COLOR: SAND (OFF WHITE)
- D TO MATCH DRYVIT SYSTEM QUARZPUTZ #12 "SANDLEWOOD BEIGE" (LIGHT BIEGE)
- E "BONE-WHITE" BY KAWNEER
- F M.A.B. PAINTS TO MATCH STOREFRONT
- G STO COLOR: NA00-0010 "CREAM"
- H TO MATCH DRYVIT SYSTEM #42 "SPECTRUM BROWN" (BROWN)
- J COLOR: ICI #412 "BRIAR PATCH" (BROWN)
- K COLOR: ICI #554 "BRAZIL NUT" (LIGHT TAN)
- L TO MATCH ICI #421 "DEERFIELD" (BEIGE)
- M NATURAL GREY
- N TO MATCH ICI #554 "BRAZIL NUT" (LIGHT TAN)
- P KIM LIGHTING ARCHITECTURAL FLOOD LIGHT "AFL21"
- Q LITHONIA LIGHTING TUH 35L 221 "V" "FE" "FS"
- R OLYMPIC STAIN "PARCHMENT" (LIGHT BEIGE)

SCALE : 1/8" = 1'-0"



\* PAINT PIPE BOLLARDS, PIPE AND CONDUIT TO MATCH BUILDING COLOR



**Perkowitz+Ru Architects**  
 111 W. Ocean Blvd, Flo.  
 Long Beach, CA 90802  
 562-628-8000  
 562-901-1568 FAX

Newport Beach, CA  
 Washington, D.C.  
 Las Vegas, NV  
[www.prarchitects.com](http://www.prarchitects.com)

**CLIENT**



Developed by:  
**Kohl's Department Stores, Inc.**  
 N56 W17000 Ridgewood Drive  
 Menomonee Falls, Wisconsin 53051  
 TEL (262) 703-7000  
 FAX (262) 703-7105

**PROJECT INFO**

NWC LOUISIANA BLVD  
 & PASEO DEL NORTE

NE ALBUQUERQUE  
 NEW MEXICO

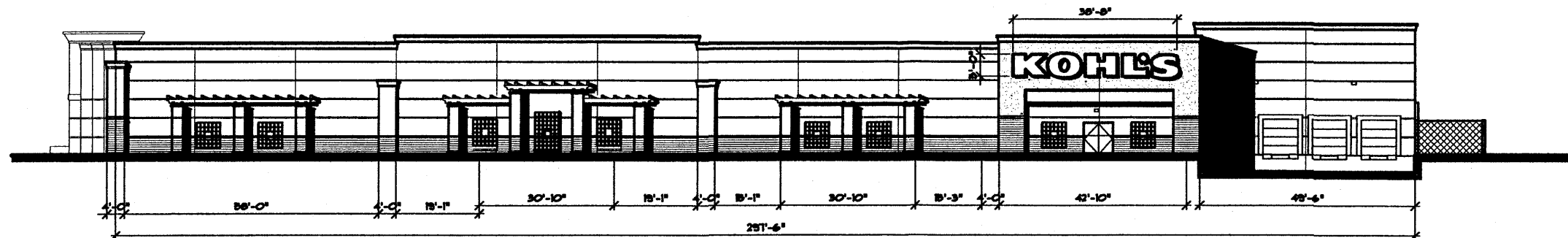
**REVISIONS**

Rev. Date	Rev. Date	Rev. Date
05-31-05	07-18-05	08-13-05
06-01-05	06-03-05	08-26-05
06-07-05	06-16-05	
06-09-05	06-30-05	
06-13-05	08-22-05	

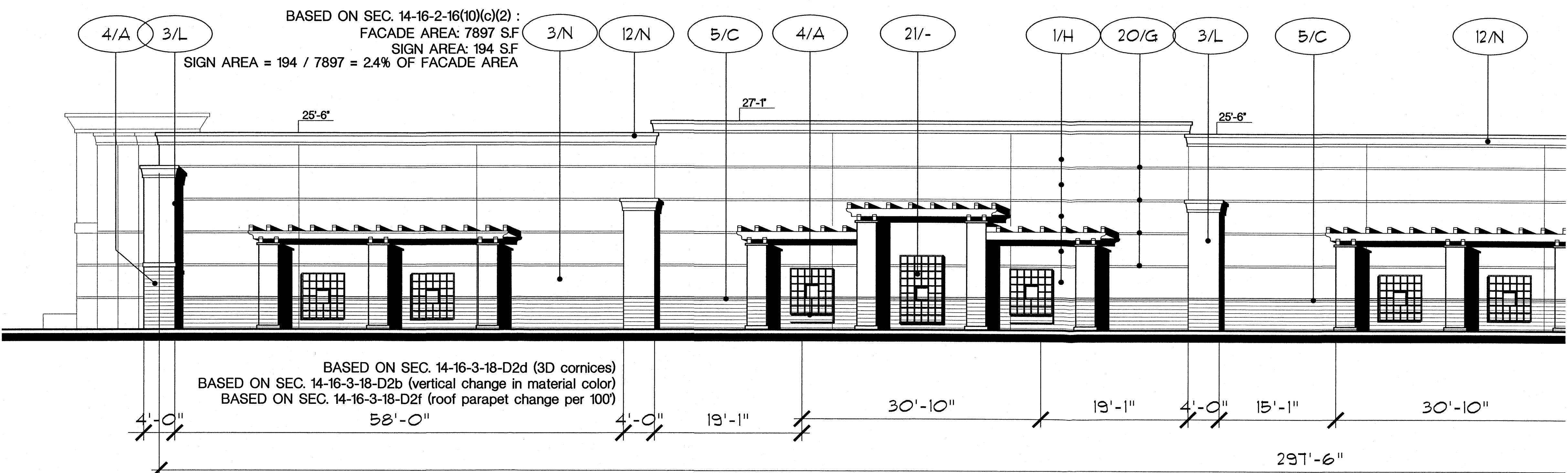
Issue Date	-
Date Drawn	05-19-05
Drawn By	FN
Checked By	VP
Project No.	0527211
File Name	AlbuquerqueNM050828Rev.DWG
Approval by Client	-

NOTE:  
 EXIT DOOR LOCATIONS OTHER THAN STOREFRONT ENTRANCES, ARE CONCEPTUAL IN NATURE AND MAY CHANGE WHEN A FINALIZED FIXTURE PLAN IS APPROVED.

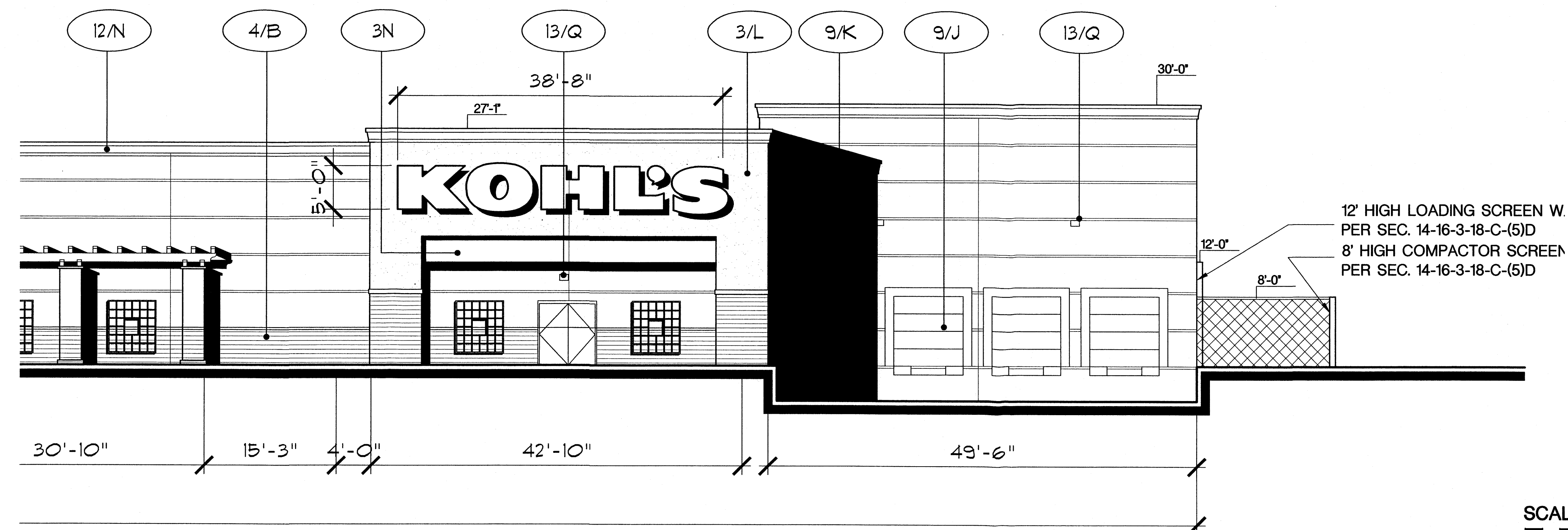
**EXTERIOR ELEVATIONS**



**KEY ELEVATION**



**SOUTH (RIGHT) ELEVATION A**



**SOUTH (RIGHT) ELEVATION B**

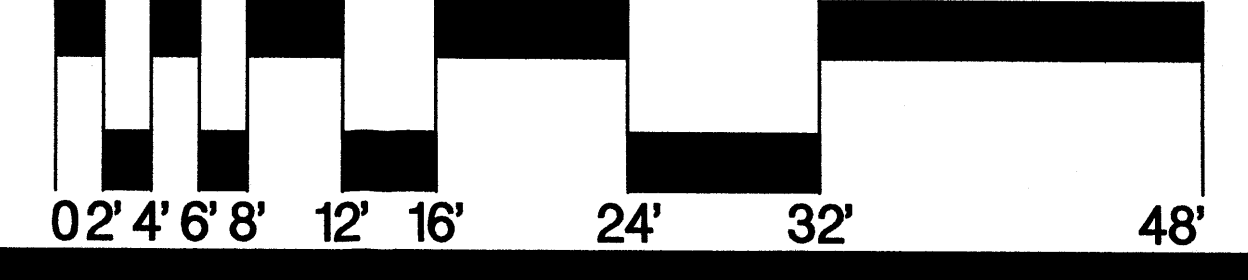
**MATERIAL**

- 1 COLORED TEXTURED COATING OF CONC. TILT-UP PANEL
- 2 FACTORY FINISHED ALUMINUM STOREFRONT
- 3 EIFS W/ INTEGRAL COLORED & TEXTURED COATING
- 4 STONE VENEER
- 5 CONC. WAINSCOTE CAP
- 6 RECESSED ACCENT COLOR
- 7 PAINT DOOR AND FRAME
- 8 PAINT COMPACTOR DOOR & FRAME
- 9 PREP. AND PAINT SECTIONAL DOORS
- 10 PAINT OF MISCELLANEOUS PRIMED METALS
- 11 PAINT GFRG COLUMN
- 12 EIFS CORNICE & TRIM
- 13 LIGHTING FIXTURE
- 14 SIDEWALK WITH 5'x5' SCORING
- 15 WOOD TRELLIS
- 16 SCREEN LOADING WALL
- 17 RAISED PLANTER
- 18 UP LIGHTING (TYP.)
- 19 PRECAST CONC. CAP
- 20 CONCRETE REVEALS

**COLOR**

- A GENERIC DRY STACK STONE QUICK STACK, COLOR: FOUR RIVER BY CORONADO OR EQUAL (REDDISH BROWN)
- B GENERIC DRY STACK STONE QUICK STACK, COLOR: ANTIQUE CREAM BY CORONADO OR EQUAL (LIGHT CREAM)
- C SMOOTH BULLNOSE WALL CAP COLOR: SAND (OFF WHITE)
- D TO MATCH DRYVIT SYSTEM QUARZPUTZ #12 "SANDLEWOOD BEIGE" (LIGHT BIEGE)
- E "BONE-WHITE" BY KAUNER
- F M.A.B. PAINTS TO MATCH STOREFRONT
- G STO COLOR: NA00-0070 "CREAM"
- H TO MATCH DRYVIT SYSTEM #42 "SPECTRUM BROWN" (BROWN)
- J COLOR: ICI #412 "BRIAR PATCH" (BROWN)
- K COLOR: ICI #554 "BRAZIL NUT" (LIGHT TAN)
- L TO MATCH ICI # 421 "DEERFIELD" (BEIGE)
- M NATURAL GREY
- N TO MATCH ICI # 554 "BRAZIL NUT" (LIGHT TAN)
- P KIM LIGHTING ARCHITECTURAL FLOOD LIGHT "AFL21"
- Q LITHONIA LIGHTING TIH 35L 22T 1/4" "FE" "FS"
- R OLYMPIC STAIN "PARCHMENT" (LIGHT BEIGE)

SCALE: 1/8" = 1'-0"



\* PAINT PIPE BOLLARDS, PIPE AND CONDUIT TO MATCH BUILDING COLOR

**PR**  
 Perkwitz+Ru  
 Architect  
 111 W Ocean Blvd, Flo.  
 Long Beach, CA 90802  
 562-628-8000  
 562-901-1568 FAX

Newport Beach, CA  
 Washington, D.C.  
 Las Vegas, NV  
 www.prarchitects.com

**CLIENT**

**KOHL'S**  
 expect great things

Developed by:  
 Kohl's Department Stores, Inc.  
 N56 W17000 Ridgewood Drive  
 Menomonee Falls, Wisconsin 53051  
 TEL (262) 703-7000  
 FAX (262) 703-7105

**PROJECT INFO**

NWC LOUISIANA BLVD  
 & PASEO DEL NORTE

NE ALBUQUERQUE  
 NEW MEXICO

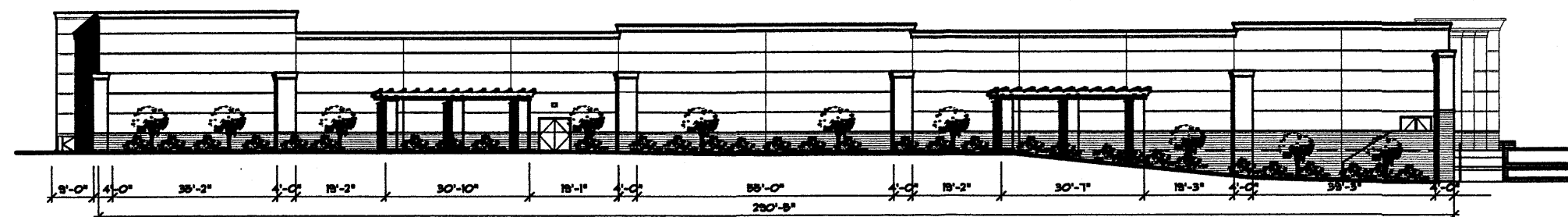
**REVISIONS**

Rev. Date	Rev. Date	Rev. Date
05-31-05	07-18-05	08-13-05
06-01-05	06-03-05	06-26-05
06-07-05	06-16-05	
06-09-05	06-18-05	
06-13-05	06-22-05	

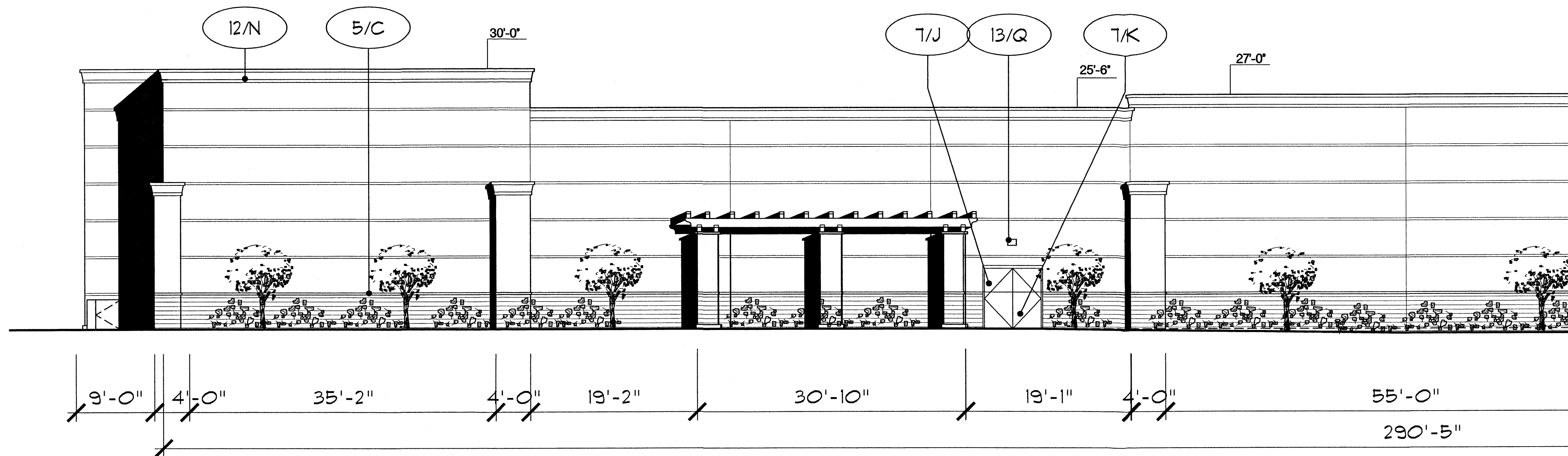
Issue Date	-
Date Drawn	05-19-05
Drawn By	FN
Checked By	VP
Project No.	0527211
File Name	AlbuquerqueNM050826ElevDWG
Approval by Client	-

NOTE:  
 EXIT DOOR LOCATIONS OTHER  
 THAN STOREFRONT ENTRANCES, ARE  
 CONCEPTUAL IN NATURE AND  
 MAY CHANGE WHEN A FINALIZED  
 FIXTURE PLAN IS APPROVED.

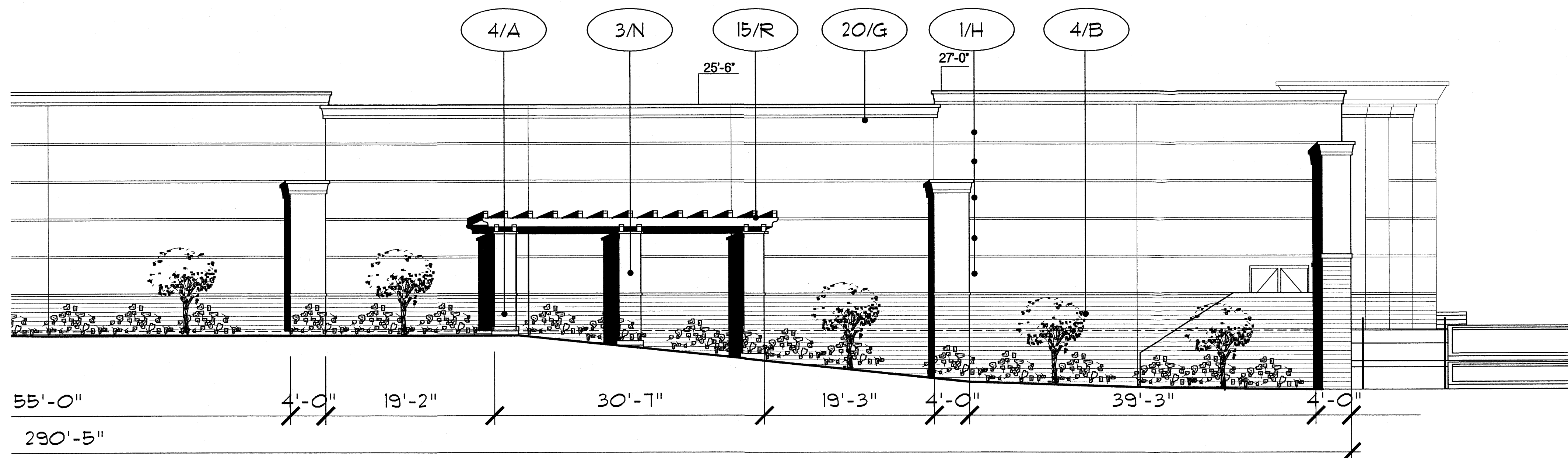
**EXTERIOR ELEVATIONS**



KEY ELEVATION



NORTH (LEFT) ELEVATION A



NORTH (LEFT) ELEVATION B

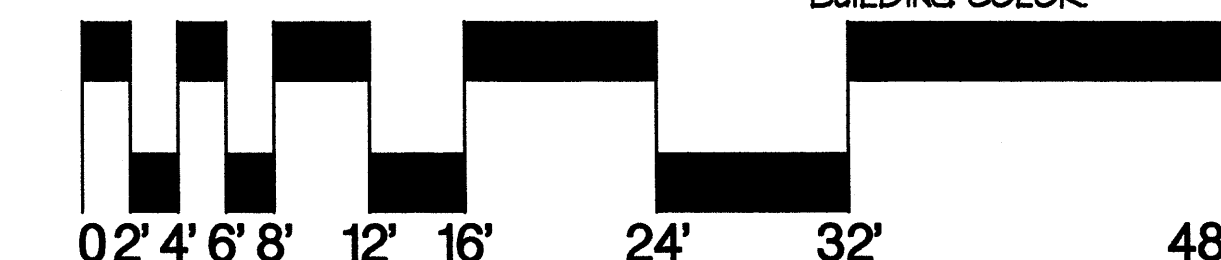
**MATERIAL**

- 1 COLORED TEXTURED COATING OF CONG. TILT-UP PANEL
- 2 FACTORY FINISHED ALUMINUM STOREFRONT
- 3 EIFS W/ INTEGRAL COLORED & TEXTURED COATING
- 4 STONE VENEER
- 5 CONG. WAINSCOTE CAP
- 6 RECESSED ACCENT COLOR
- 7 PAINT DOOR AND FRAME
- 8 PAINT COMPACTOR DOOR & FRAME
- 9 PREP. AND PAINT SECTIONAL DOORS
- 10 PAINT OF MISCELLANEOUS PRIMED METALS
- 11 PAINT GFRG COLUMN
- 12 EIFS CORNICE & TRIM
- 13 LIGHTING FIXTURE
- 14 SIDEWALK WITH 5'x5' SCORING
- 15 WOOD TRELLIS
- 16 SCREEN LOADING WALL
- 17 RAISED PLANTER
- 18 UP LIGHTING (TYP4)
- 19 PRECAST CONG. CAP
- 20 CONCRETE REVEALS

**COLOR**

- A GENERIC DRY STACK STONE QUICK STACK, COLOR: FOUR RIVER BY CORONADO OR EQUAL (REDDISH BROWN)
- B GENERIC DRY STACK STONE QUICK STACK, COLOR: ANTIQUE CREAM BY CORONADO OR EQUAL (LIGHT CREAM)
- C 8" SMOOTH BULLNOSE WALL CAP COLOR: SAND (OFF WHITE)
- D TO MATCH DRYVIT SYSTEM QUARZPUTZ #12 "SANDLEWOOD BEIGE" (LIGHT BEIGE)
- E "BONE-WHITE" BY KAUNEEER
- F M.A.B. PAINTS TO MATCH STOREFRONT
- G STO COLOR: NA00-0010 "CREAM"
- H TO MATCH DRYVIT SYSTEM #42 "SPECTRUM BROWN" (BROWN)
- J COLOR: ICI #42 "BRIAR PATCH" (BROWN)
- K COLOR: ICI #54 "BRAZIL NUT" (LIGHT TAN)
- L TO MATCH ICI # 421 "DEERFIELD" (BEIGE)
- M NATURAL GREY
- N TO MATCH ICI # 554 "BRAZIL NUT" (LIGHT TAN)
- P KIM LIGHTING ARCHITECTURAL FLOOD LIGHT "AFL21"
- Q LITHONIA LIGHTING TUH 35L 22T "V" "PE" "FS"
- R OLYMPIC STAIN "FARCHMENT" (LIGHT BEIGE)

SCALE : 1/8" = 1'-0"



\* PAINT PIPE BOLLARDS, PIPE AND CONDUIT TO MATCH BUILDING COLOR



Perkowitz+Ru  
Architect  
111 W. Ocean Blvd, Fl.  
Long Beach, CA 90802  
562-628-8000  
562-901-1568 FAX

Newport Beach, CA  
Washington, D.C.  
Las Vegas, NV

www.prarchitects.com

**CLIENT**



Developed by:

Kohl's Department Stores, Inc.  
N56 W17000 Ridgewood Drive  
Menomonee Falls, Wisconsin 53051  
TEL. (262) 703-7000  
FAX. (262) 703-7105

**PROJECT INFO**

NWC LOUISIANA BLVD  
& PASEO DEL NORTE

NE ALBUQUERQUE  
NEW MEXICO

**REVISIONS**

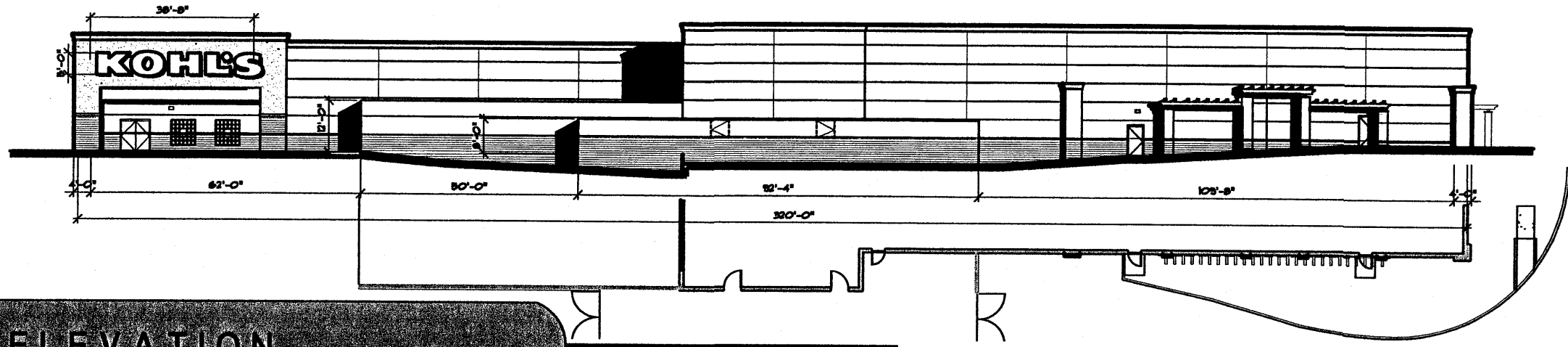
Rev. Date	Rev. Date	Rev. Date
05-31-05	07-18-05	09-13-05
06-01-05	06-03-05	09-26-05
06-07-05	06-18-05	
06-09-05	06-18-05	
06-13-05	06-22-05	

Issue Date	
Date Drawn	05-19-05
Drawn By	FN
Checked By	VP
Project No.	0627211
File Name	AlbuquerqueNM060826ElevDWG
Approval by Client	-

NOTE:  
EXIT DOOR LOCATIONS OTHER  
THAN STOREFRONT ENTRANCES, ARE  
CONCEPTUAL IN NATURE AND  
MAY CHANGE WHEN A FINALIZED  
FIXTURE PLAN IS APPROVED.

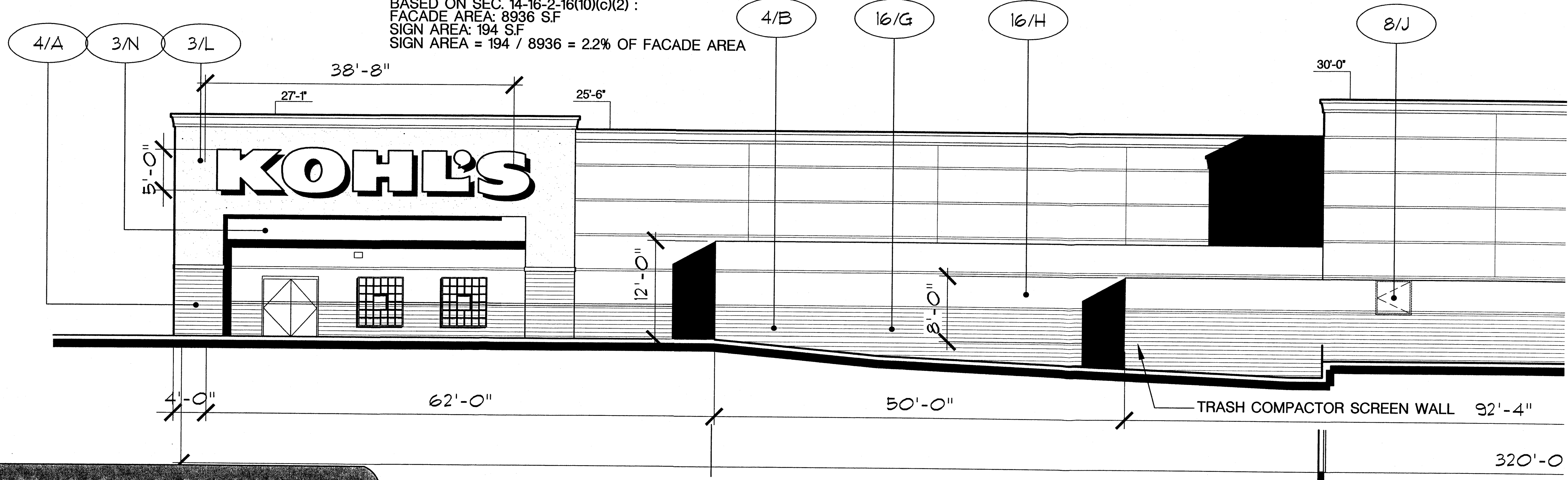
**EXTERIOR ELEVATIONS**

Z:\2005\251777.Dwg \* Ings\ARCH\9-27-05\NECA AlbuquerqueNM060826ElevDWG.rvt-24X36.dwg; NORTH (LEFT) ELEVATION; 9/27/2005 10:24:16 AM

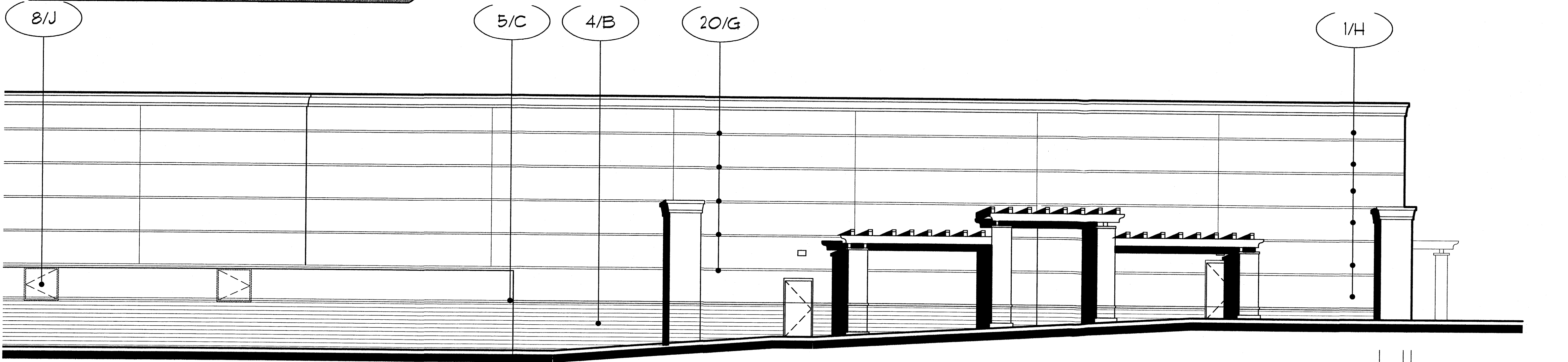


KEY ELEVATION

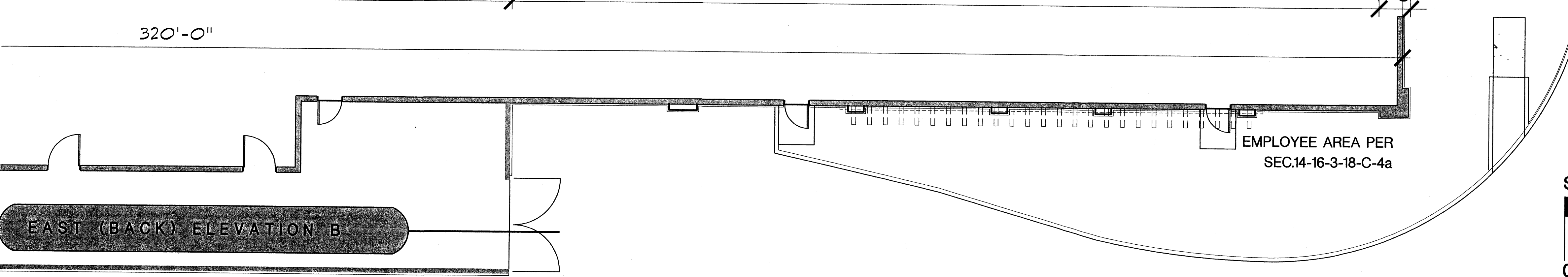
BASED ON SEC. 14-16-2-16(10)(c)(2) :  
 FACADE AREA: 8936 SF  
 SIGN AREA: 194 SF  
 SIGN AREA = 194 / 8936 = 2.2% OF FACADE AREA



EAST (BACK) ELEVATION A



EAST (BACK) ELEVATION B



EAST (BACK) ELEVATION B

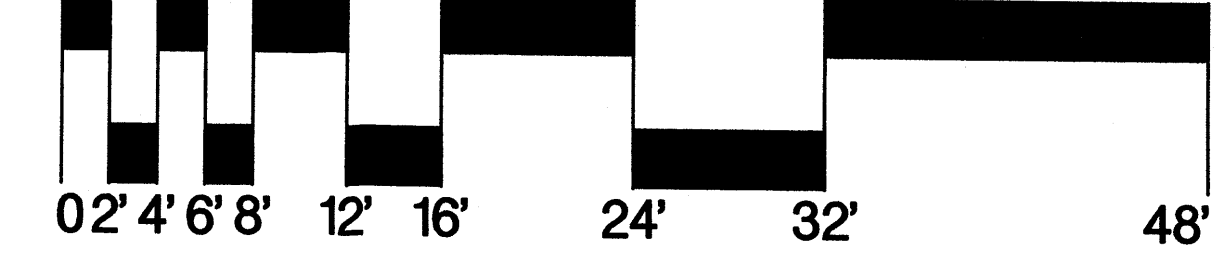
**MATERIAL**

- 1 COLORED TEXTURED COATING OF CONC. TILT-UP PANEL
- 2 FACTORY FINISHED ALUMINUM STOREFRONT
- 3 EIFS W/ INTEGRAL COLORED & TEXTURED COATING
- 4 STONE VENEER
- 5 CONC. WAINSCOTE CAP
- 6 RECESSED ACCENT COLOR
- 7 PAINT DOOR AND FRAME
- 8 PAINT COMPACTOR DOOR & FRAME
- 9 PREP. AND PAINT SECTIONAL DOORS
- 10 PAINT OF MISCELLANEOUS PRIMED METALS
- 11 PAINT GFRC COLUMN
- 12 EIFS CORNICE & TRIM
- 13 LIGHTING FIXTURE
- 14 SIDEWALK WITH 5'x5' SCORING
- 15 WOOD TRELLIS
- 16 SCREEN LOADING WALL
- 17 RAISED PLANTER
- 18 UP LIGHTING (TYP.)
- 19 PRECAST CONC. CAP
- 20 CONCRETE REVEALS

**COLOR**

- A GENERIC DRY STACK STONE QUICK STACK, COLOR: FOUR RIVER BY CORONADO OR EQUAL (REDDISH BROWN)
- B GENERIC DRY STACK STONE QUICK STACK, COLOR: ANTIQUE CREAM BY CORONADO OR EQUAL (LIGHT CREAM)
- C SMOOTH BULLNOSE WALL CAP COLOR: SAND (OFF WHITE)
- D TO MATCH DRYVIT SYSTEM QUARZPUTZ #12 "SANDLEWOOD BEIGE" (LIGHT BEIGE)
- E "BONE-WHITE" BY KAUNEER
- F M.A.B. PAINTS TO MATCH STOREFRONT
- G STO COLOR: NA00-000 "CREAM"
- H TO MATCH DRYVIT SYSTEM #42 "SPECTRUM BROWN" (BROWN)
- J COLOR: ICI #412 "BRIAR PATCH" (BROWN)
- K COLOR: ICI #554 "BRAZIL NUT" (LIGHT TAN)
- L TO MATCH ICI # 421 "DEERFIELD" (BEIGE)
- M NATURAL GREY
- N TO MATCH ICI # 554 "BRAZIL NUT" (LIGHT TAN)
- P KIM LIGHTING ARCHITECTURAL FLOOD LIGHT "AFL21"
- Q LITHONIA LIGHTING TWH 35L 221 "V" "FE" "FS"
- R OLYMPIC STAIN "PARCHMENT" (LIGHT BEIGE)

SCALE : 1/8" = 1'-0"



\* PAINT PIPE BOLLARDS, PIPE AND CONDUIT TO MATCH BUILDING COLOR

**PR**  
 +  
**Perkowitz+Ru**  
 Architect  
 111 W Ocean Blvd, Fl.  
 Long Beach, CA 90802  
 562-628-8000  
 562-901-1568 FAX

Newport Beach, CA  
 Washington, D.C.  
 Las Vegas, NV  
 www.prarchitects.com

**CLIENT**

**KOHL'S**  
 expect great things

Developed by:  
 Kohl's Department Stores, Inc.  
 N56 W17000 Ridgewood Drive  
 Menomonee Falls, Wisconsin 53051  
 TEL. (262) 703-7000  
 FAX. (262) 703-7105

**PROJECT INFO**

NWC LOUISIANA BLVD  
 & PASEO DEL NORTE

NE ALBUQUERQUE  
 NEW MEXICO

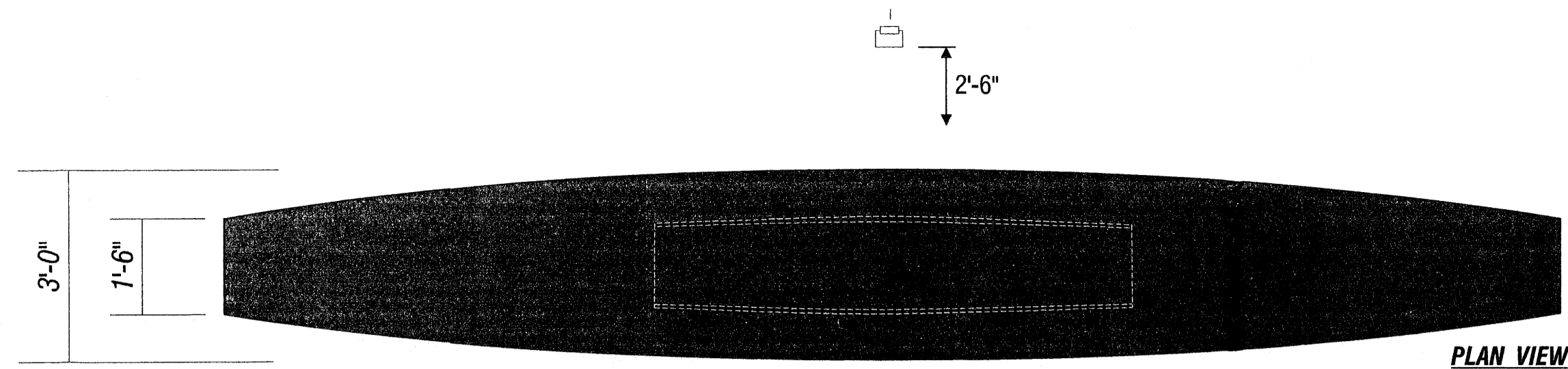
**REVISIONS**

Rev. Date	Rev. Date	Rev. Date
05-31-05	07-18-05	08-13-05
06-01-05	08-03-05	08-25-05
06-07-05	08-16-05	
06-09-05	08-18-05	
06-13-05	08-22-05	

Issue Date	-
Date Drawn	05-18-05
Drawn By	FN
Checked By	VP
Project No.	0527211
File Name	AlbuquerqueNM050828Elev.DWG
Approval by Client	-

**EXTERIOR ELEVATIONS**





NOTE:  
SUPPORT COVER FACES TO MAINTAIN  
THE SLOPPED EFFECT OF THE FACE  
AREA AS VIEWED IN THE PLAN VIEW

PANAFLEX FACE UTILIZING SIGN  
COMP FLAT BLEED FACE RETRO  
SYSTEM W/ CUSTOM ROLLED FRAME.  
FACES TO HAVE FIRST SURFACE  
VINYL DECORATION. BKGD. COLOR  
TO BE 3M# 3630-49 BURGUNDY  
W/ WHITE SHOW-THRU COPY.  
COPY HAS A 9/16" BLACK OUTLINE  
ON EACH LETTER.  
INTERNALLY ILLUMINATE W/ H.O.  
FLOURESCENT ILLUMINATION.

FABRICATED ALUMINUM CABINET  
W/ SATIN BURGUNDY FINISH FILLER  
& ENDS (MATTHEWS PAINT #MP 08112).

REVEAL AT TOP TO CONTINUE  
AROUND SIDES. ALL OTHER  
REVEALS TO BE ON FACE SIDES  
OF SUPPORT COVER ONLY.  
REVEALS TO BE 2" HIGH & 1" DEEP.

RADIUS CURVED POLE COVER  
AND REVEALS PAINTED AKZO FINISH  
TO MATCH MATTHEWS PAINTS  
BRUSHED ALUMINUM  
#28-1342SP PAINTED FINISH

**ELECTRICAL:**  
ONE 20 AMP / 277 VOLT CIRCUIT



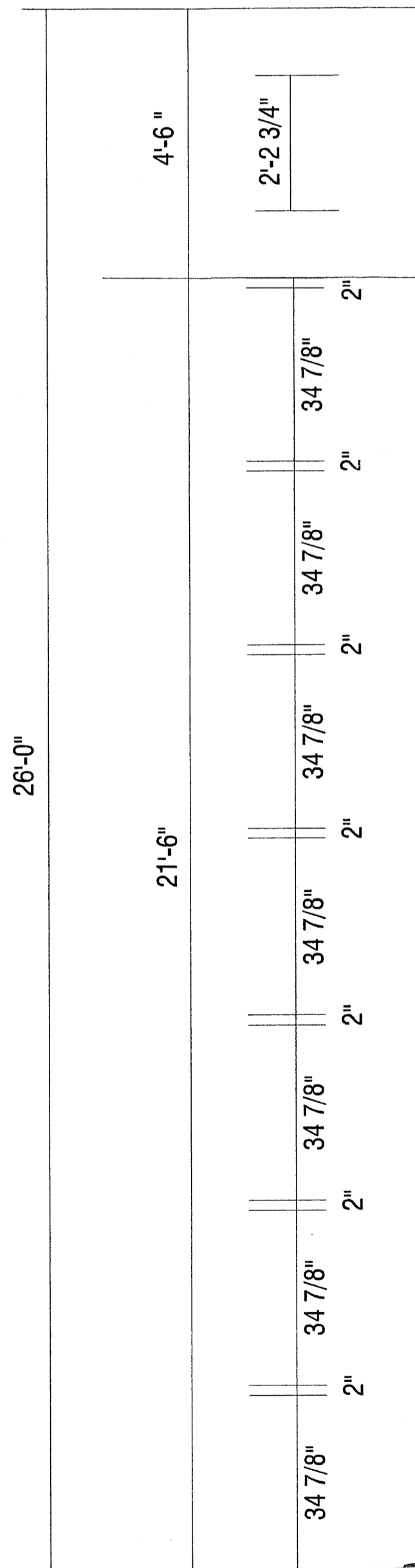

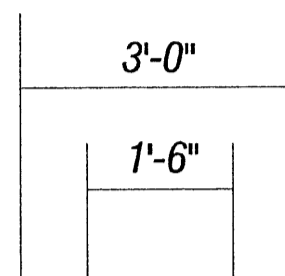
**TOTAL FACE AREA:**  
4'-6" x 21' = **94.5** TOTAL SQ. FT. FACE AREA


**DOUBLE FACE PYLON SIGN**

SIGN TO BE INTERIOR ILLUMINATED AND FLOOD-LIT FROM GROUND.  
U.L. LABEL AND SAFETY SWITCH REQUIRED-277 VOLT


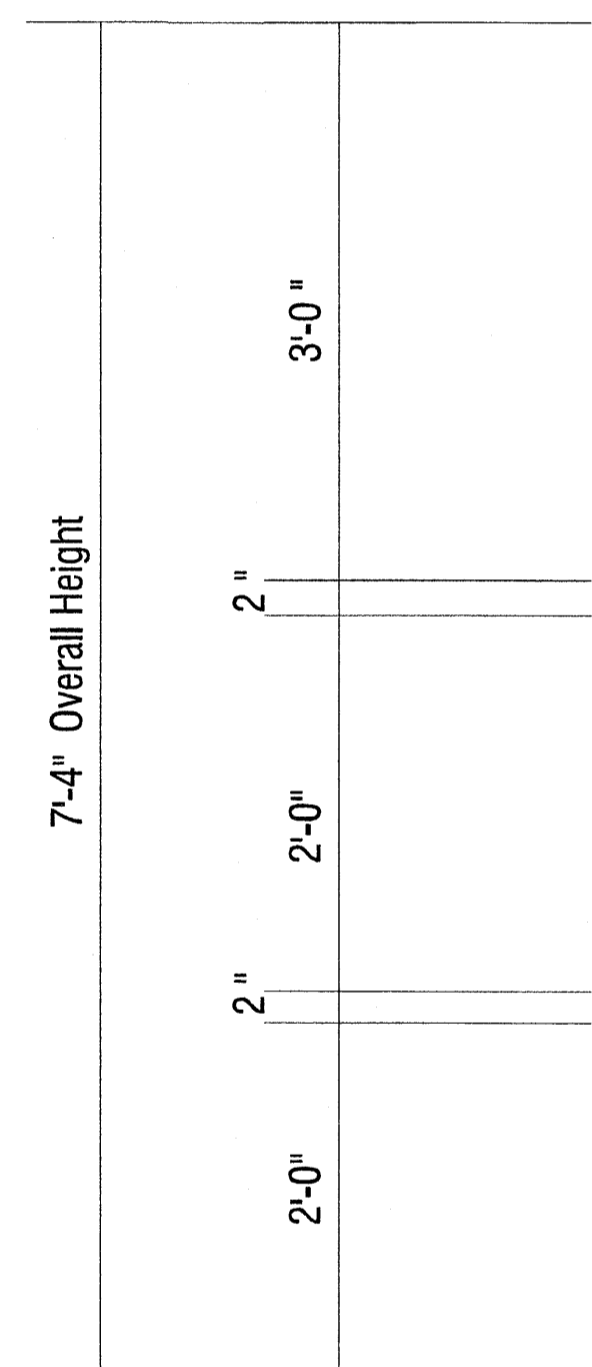
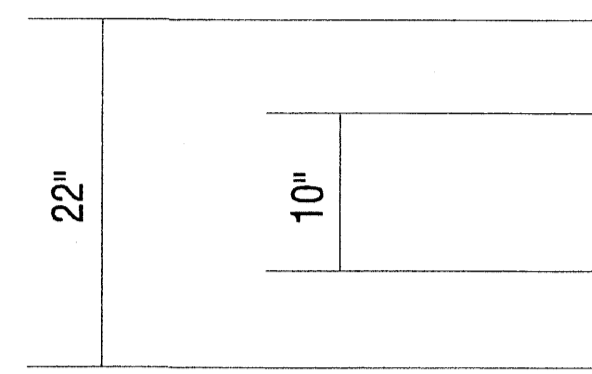


SCALE: 1/2" = 1'-0"





END VIEW



TOP VIEW

PAINT CABINET FILLER TOP AND ENDS  
BURGUNDY (AKZO 404-F-5)

ALUMINUM BKGD. (RADIUS ENDS)  
PAINTED BURGUNDY (AKZO 404-F-5)  
LOGO COPY ROUTED & BACKED  
WITH WHITE PLEX. - INT. ILLUM.

PAINT CABINET FILLER TOP AND ENDS  
BURGUNDY (AKZO 404-F-5)

POLE COVER AND REVEALS  
PAINTED MATTHEWS PAINTS  
BRUSHED ALUMINUM  
#28-1342SP PAINTED FINISH

**A** Prototype Monument Sign / 36 Sq. Ft. @ 7'-4" O.A.H.

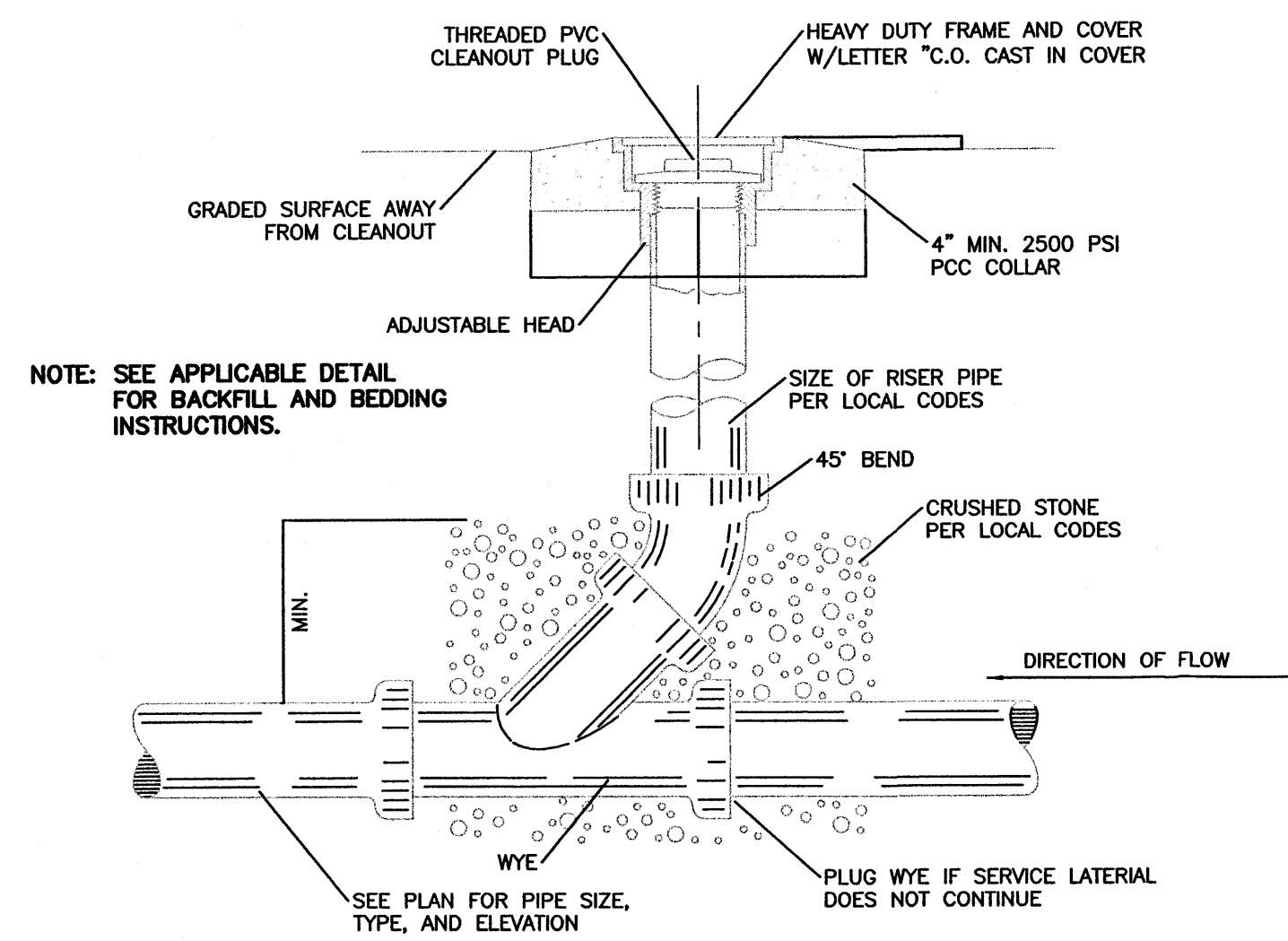
SIGN TO BE INTERIOR ILLUMINATED  
U.L. LABEL AND SAFETY SWITCH REQUIRED.

Scale 1" = 1'-0"

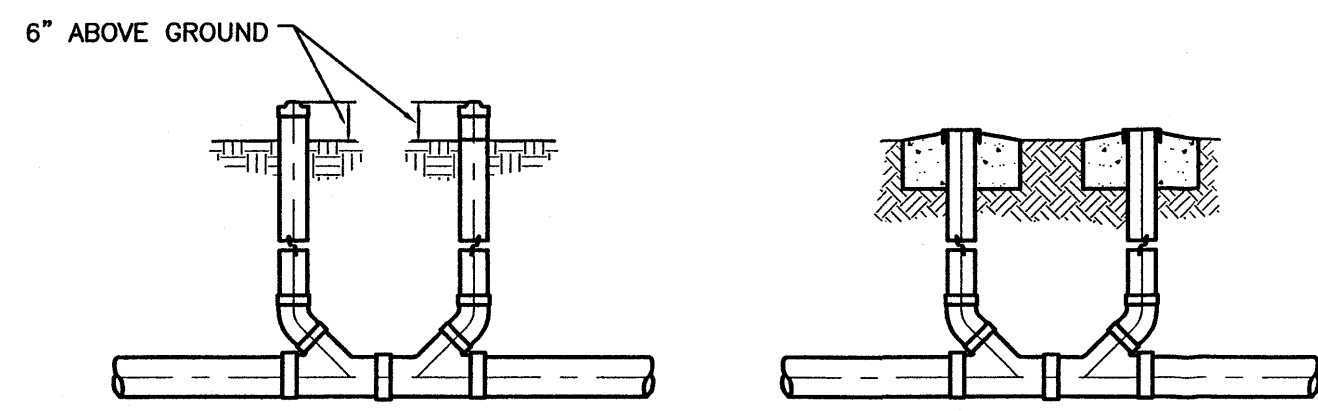
**FEDERAL HEATH**  
SIGN COMPANY  
www.FederalHeath.com  
2300 N. Highway 121  
Euless, TX 76039  
(817) 685-9506 FAX: (817) 685-9103

**KOHL'S**  
Paseo Del Norte & Louisiana  
Albuquerque, NM.

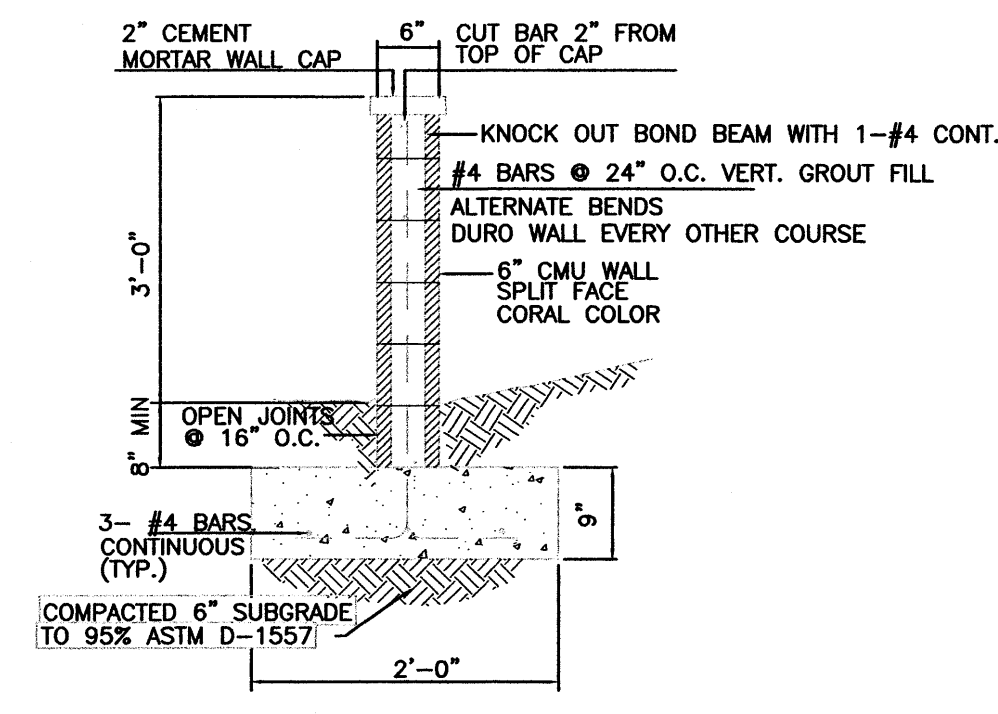
Account Rep:	<b>Bill Schwalbach</b>	Job Number:	<b>00-00000-00</b>
Project Manager:	<b>Russell Middleton</b>	Date:	<b>14 JUNE 05</b>
Drawn By:	<b>Dave Reeves</b>	Sheet Number:	<b>1</b> Of <b>1</b>
File Name:		Design Number:	<b>ALBUQUERQUE NM-MON -36-24X36</b>



**SANITARY SEWER CLEAN-OUT**  
NTS

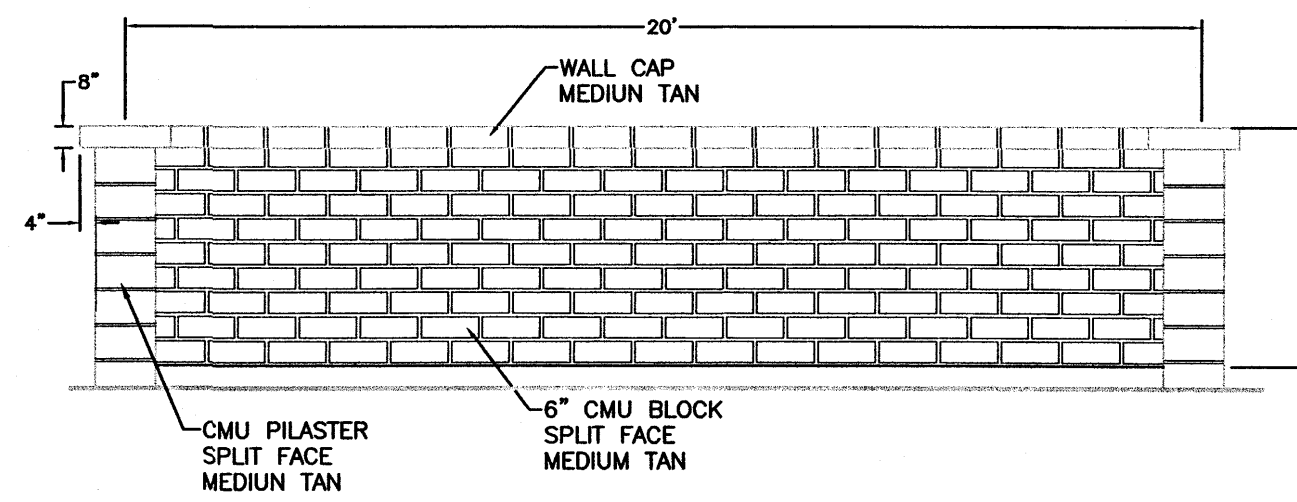


**SANITARY SEWER DOUBLE CLEAN-OUTS**  
NTS

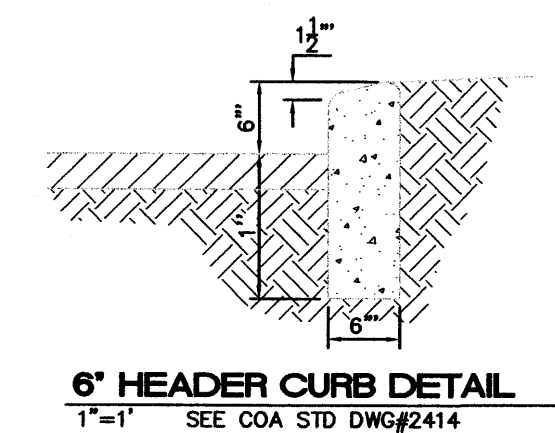


**3' PERIMETER WALL SECTION**  
NTS

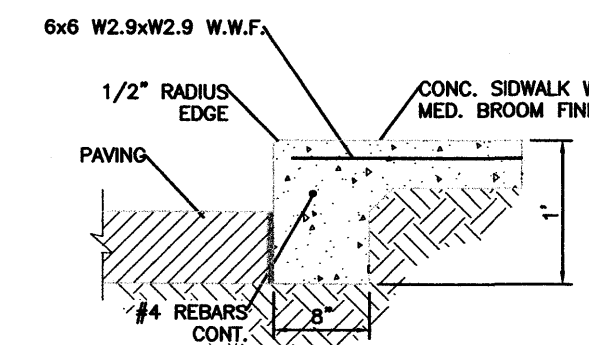
NOTE:  
WALL CAP AND PILASTERS WILL PROJECT A MIN. OF 2" ON THE STREET SIDE.



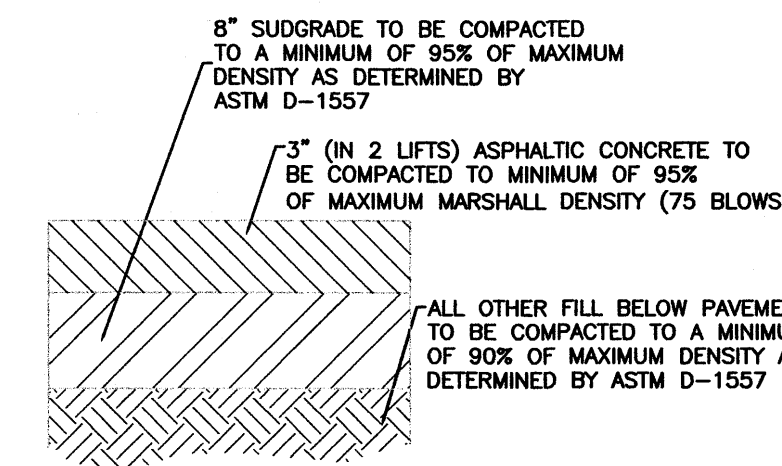
**3' SCREEN WALL**  
NTS



**6\"/>**



**DETAIL-TURNDOWN CURB**  
1" = 1'-0" SEE COA STD DWG#2415



**AUTOMOBILE PARKING TYPICAL PAVING SECTION**  
DESIGNATED BY -

**8 INCH REINFORCED CONCRETE MASONRY WALL**

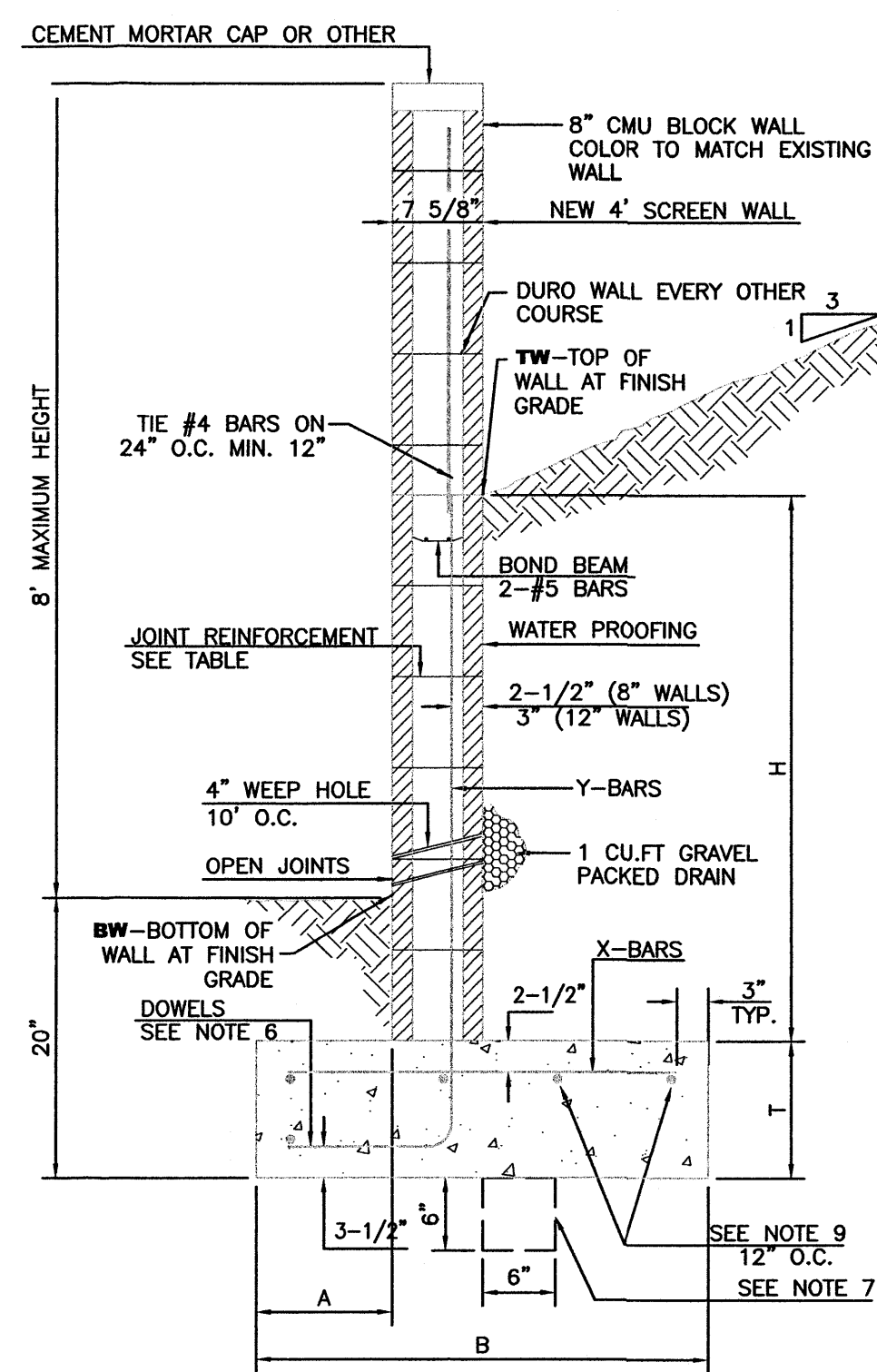
H	X	A	B	T	Y-BARS	X-BARS
ft.-in.	ft.-in.	in.	ft.-in.	in.		
2'-0"	1'-1"	8"	2'-4"	9"	#3 @32" O.C.	#3 @27" O.C.
2'-8"	1'-9"	8"	2'-9"	9"	#4 @32" O.C.	#3 @27" O.C.
3'-4"	2'-5"	8"	2'-4"	9"	#3 @32" O.C.	#3 @27" O.C.
4'-0"	3'-1"	10"	2'-9"	9"	#4 @32" O.C.	#3 @27" O.C.
4'-8"	3'-10"	12"	3'-4"	10"	#5 @32" O.C.	#3 @27" O.C.
5'-4"	4'-6"	14"	3'-8"	10"	#4 @16" O.C.	#4 @30" O.C.
6'-0"	5'-3"	16"	4'-2"	12"	#6 @24" O.C.	#4 @25" O.C.

**12 INCH REINFORCED CONCRETE MASONRY WALL**

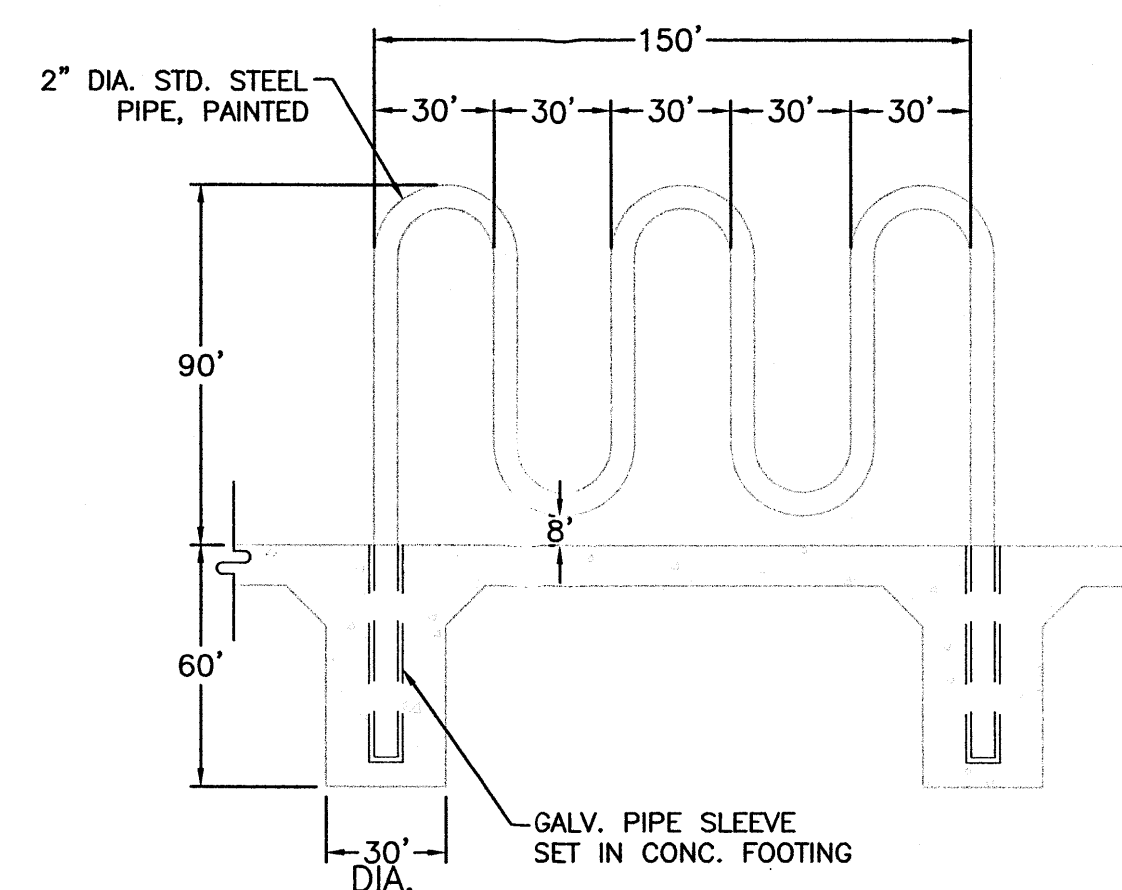
H	X	A	B	T	Y-BARS	X-BARS
ft.-in.	ft.-in.	in.	ft.-in.	in.		
5'-4"	4'-8"	14"	3'-8"	10"	#4 @24" O.C.	#3 @25" O.C.
6'-0"	5'-4"	15"	4'-2"	12"	#4 @16" O.C.	#4 @30" O.C.
6'-8"	6'-0"	16"	4'-6"	12"	#6 @24" O.C.	#4 @22" O.C.
7'-4"	6'-8"	18"	4'-10"	12"	#5 @16" O.C.	#5 @25" O.C.
8'-0"	7'-4"	20"	5'-4"	12"	#7 @24" O.C.	#5 @21" O.C.
8'-8"	8'-0"	20"	5'-8"	12"	#7 @16" O.C.	#5 @21" O.C.

**GENERAL NOTES:**

- ALL CONCRETE IS TO BE 4000 PSI @ 28 DAYS.
- MINIMUM COMPACTION UNDER FOOTINGS IS TO BE 95% PER ASTM D 1557 FOR A DEPTH OF 12" MOISTURE CONTENT IS TO BE ± 2.0%.
- BACK FILL AGAINST WALLS IS TO BE HAND-PLACED AND COMPACTED.
- ALL BARS ARE TO BE GRADE 60, ASTM 615.
- TRUSS TYPE DUR-O-WALL EVERY OTHER COURSE.
- DOWELS SHALL BE AT LEAST EQUAL IN SIZE AND SPACING TO V-BARS, SHALL PROJECT A MINIMUM OF 30 BAR DIA. INTO THE FILLED BLOCK CORES, AND SHALL EXTEND TO THE TOE OF THE FOOTING.
- PROVIDE KEY FOR 8" AND 12" WALLS WHERE H EXCEEDS 6'-0" EVERY 16"
- USE EITHER EXPANSION JOINTS ON 20" CENTERS OR PILASTERS EVERY 16"
- #3 BARS TO BE USED ON WALLS LESS THAN 2'-8" IN HEIGHT.
- #4 BARS TO BE USED ON WALLS GREATER THAN OR EQUAL TO 2'-8"
- X BARS TO BE USED ON WALLS EXCEEDING 2'-8"
- BOND BEAM, 1-#4 BARS FOR WALLS UNDER 3'-4", 2-#4 BARS FOR WALLS UNDER 5'-4", 2-#5 BARS FOR WALLS OVER 5'-4".



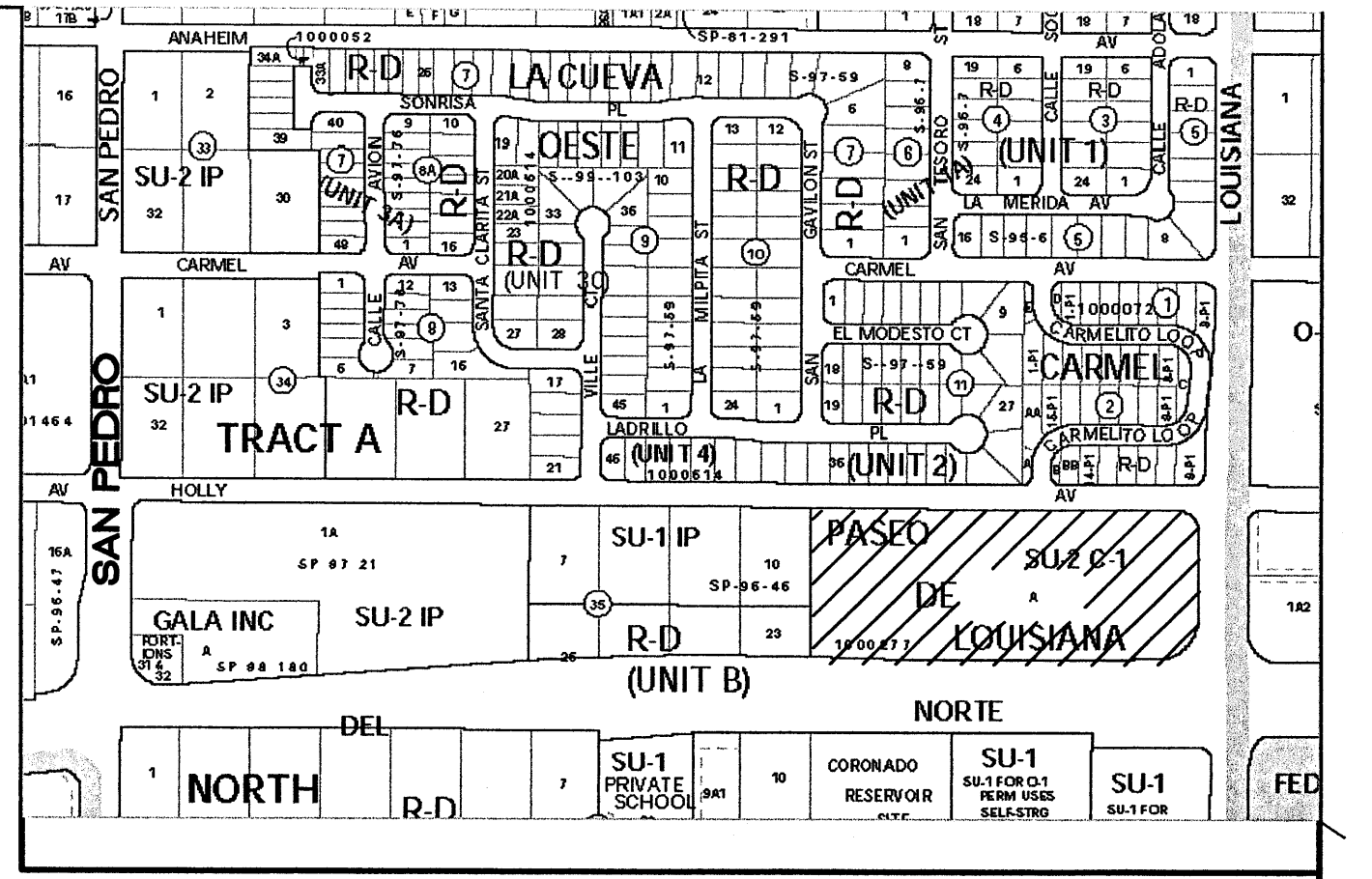
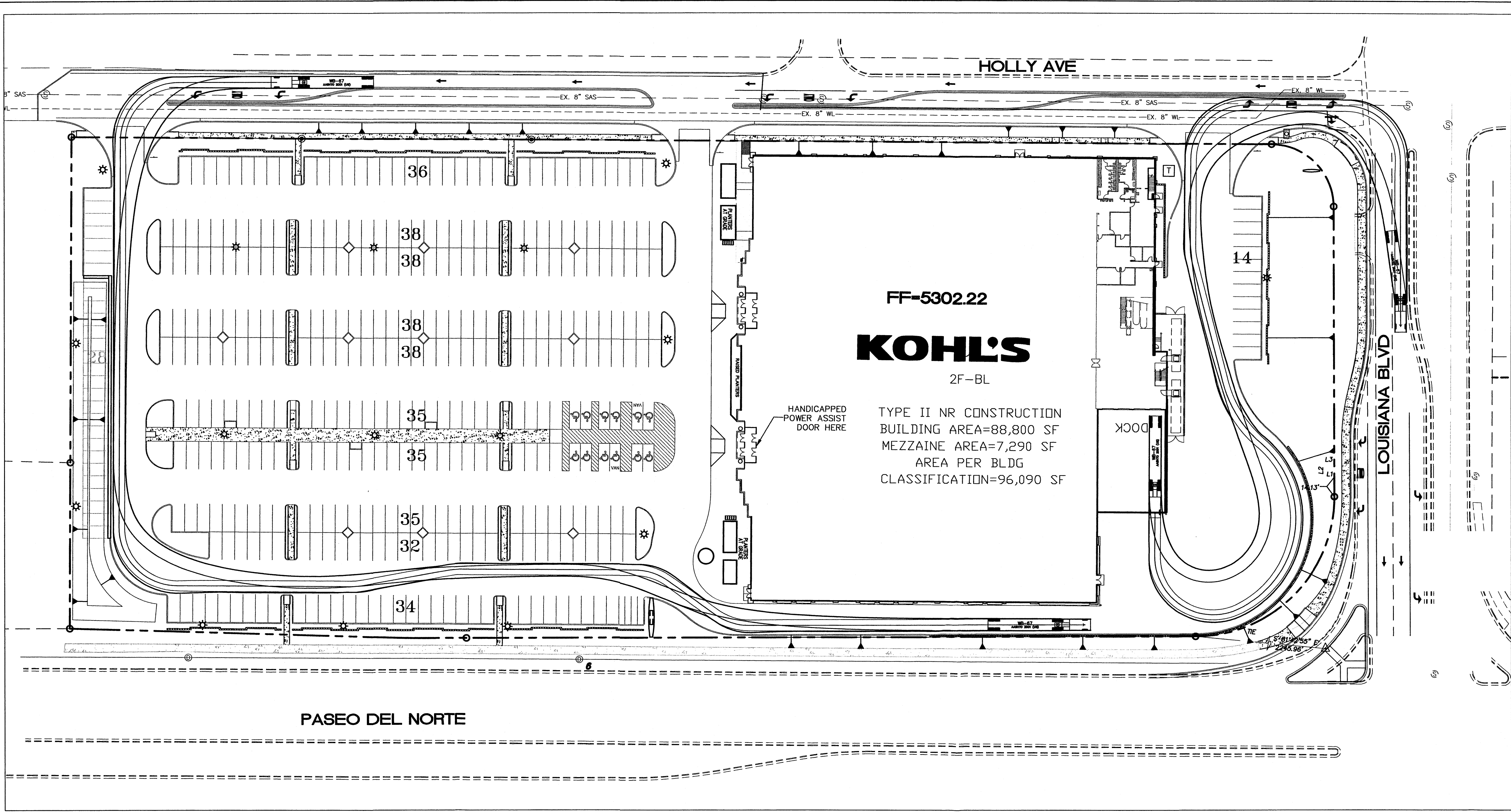
**RETAINING WALL DETAIL**



**BIKE RACK DETAIL**

NTS

	<b>ENGINEER'S SEAL</b> <b>KOHL'S</b> PASEO DEL NORTE / LOUISIANA	DRAWN BY B/JF DATE 09-21-05
	<b>DETAIL SHEET</b>	25017-DRB-Details
	<b>TERRA WEST, LLC</b> 8509 JEFFERSON NE ALBUQUERQUE, NEW MEXICO 87113 (505)858-3100	SHEET # <b>C11</b>
RONALD R. BOHANNAN P.E. #7868		JOB # 25017




FF-5302.22  
**KOHL'S**  
 2F-BL

TYPE II NR CONSTRUCTION  
 BUILDING AREA=88,800 SF  
 MEZZAINE AREA=7,290 SF  
 AREA PER BLDG  
 CLASSIFICATION=96,090 SF

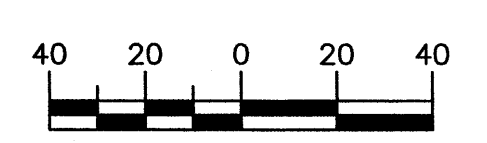
PASEO DEL NORTE

**LEGEND**

- EXISTING CURB & GUTTER
- PROPOSED CURB & GUTTER
- BOUNDARY LINE
- - - EXISTING BOUNDARY LINE
- CENTERLINE
- RIGHT-OF-WAY
- SETBACK LINE
- PROPOSED BUILDING
- EXISTING SIDEWALK
- PROPOSED SIDEWALK
- PROPOSED CROSSWALK (PATTERN CONCRETE)
- PROPOSED BIKERACK
- PROPOSED FIRE HYDRANT
- PROPOSED SCREEN WALL
- PROPOSED RETAINING WALL
- PROPOSED PARKING LOT LIGHTING



GRAPHIC SCALE



SCALE: 1"=40'

	<b>KOHL'S</b> PASEO DEL NORTE / LOUISIANA	DRAWN BY: BJF DATE: 09/21/05
	<b>TRUNK TURNING EXHIBIT</b>	25017-TRUCK TURNING EXHIBIT SHEET #
TIERRA WEST, LLC 8509 JEFFERSON NE ALBUQUERQUE, NEW MEXICO 87113 (505)858-3100		<b>C12</b> JOB # 25017

**PARKING LOT LIGHT FIXTURE SCHEDULE**

Symbol	Label	Qty	Catalog Number	Description	Lamp	Watts
	E	3	KAD 400M SR4SC	AREA LIGHT WITH HIGH PERFORMANCE SR4SC OPTICS, CLEAR FLAT GLASS.	ONE 400-WATT CLEAR ED-28 METAL HALIDE, HORIZONTAL POS.	465
	A	6	KVF 1000M ASYFL	SQUARE AREA LIGHT, ASYMMETRIC DISTRIBUTION, FLAT LENS.	ONE 1000-WATT CLEAR BT-37 METAL HALIDE, VERTICAL BASE-UP POSITION.	2160
	B	3	KVF 1000M ASYFL	SQUARE AREA LIGHT, ASYMMETRIC DISTRIBUTION, FLAT LENS.	ONE 1000-WATT CLEAR BT-37 METAL HALIDE, VERTICAL BASE-UP POSITION.	3240
	F	3	KSF3 1000M R4	TYPE 4, SHORT CUTOFF.	1000 WATT METAL HALIDE	1080

**KOHL'S**  
NE ALBUQUERQUE

NWC LOUISIANA BLVD AND PASEO DEL NORTE  
ALBUQUERQUE, NM

DEVELOPED BY:  
KOHL'S DEPARTMENT STORES, INC.  
N56 W17000 RIDGEWOOD DRIVE  
MENOMONEE FALLS, WISCONSIN 53051  
TEL: (262) 703-7000  
FAX: (262) 703-7105

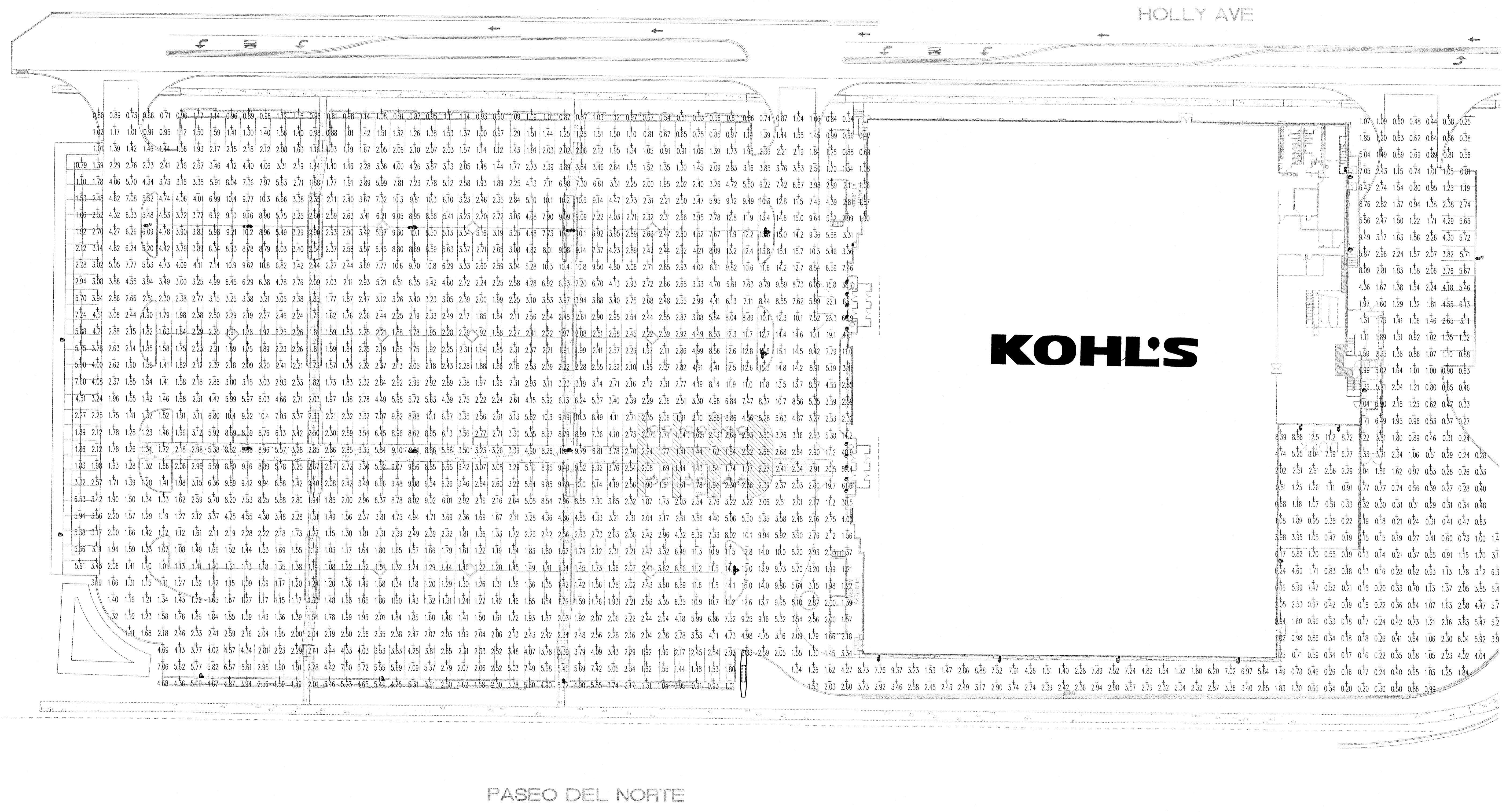
**GENERAL NOTES**

A. CONTRACTORS AND SUB-CONTRACTORS SHALL CAREFULLY REVIEW THE CONSTRUCTION DOCUMENTS. INFORMATION REGARDING THE COMPLETE WORK IS DISPERSED THROUGHOUT THE DOCUMENT SET AND CANNOT BE ACCURATELY DETERMINED WITHOUT REFERENCE TO THE COMPLETE DOCUMENT SET.

B. COORDINATE WITH THE WORK OF OTHER TRADES. EQUIPMENT FURNISHED BY OTHERS, REQUIREMENTS OF THE OWNER, AND WITH THE CONSTRAINTS OF THE EXISTING CONDITIONS OF THE PROJECT SITE. PROVIDE PIPE RISERS, GROPS, AND OFFSETS AS REQUIRED FOR FIELD INSTALLATION AND TRADE COORDINATION. NOTIFY KOHL'S CONSTRUCTION MANAGER OF DISCREPANCIES BEFORE STARTING WORK.

C. DRAWINGS FOR ELECTRICAL WORK ARE DIAGRAMMATIC, SHOWING THE GENERAL LOCATION, TYPE, LAYOUT, AND EQUIPMENT REQUIRED. DRAWINGS SHALL NOT BE SCALED FOR EXACT MEASUREMENT. REFER TO ARCHITECTURAL DRAWINGS FOR DIMENSIONS. REFER TO MANUFACTURER'S STANDARD INSTALLATION DRAWINGS FOR EQUIPMENT CONNECTIONS AND INSTALLATION REQUIREMENTS. PROVIDE PIPING, CONNECTIONS, FITTINGS, OFFSETS, ETCETERA AND ALL MATERIALS NECESSARY FOR A COMPLETE SYSTEM.

D. ALL WORK SHALL COMPLY WITH STATE AND LOCAL CODE REQUIREMENTS AS APPROVED AND AMENDED BY THE GOVERNING CITY AND THE AUTHORITY HAVING JURISDICTION. PURCHASE ALL PERMITS ASSOCIATED WITH THE WORK. OBTAIN ALL INSPECTIONS REQUIRED BY CODE.



THIS SHEET IS PART OF THE CONSTRUCTION DOCUMENTS. OTHER SHEETS INCLUDING SPECIFICATIONS APPLY. THAT DRAWING BEING SO, NO CHANGE IN MEASUREMENT AND NOT TO BE USED AS A BASIS FOR MEASUREMENT. INCLUDE ALL INFORMATION REQUIRED TO BE CONFORM TO THE LATEST EDITION OF THE NATIONAL ELECTRICAL CODE, LOCAL ORDINANCES AND THE EQUIPMENT MANUFACTURER'S INSTALLATION AND DIMENSIONING INFORMATION. THESE ELEMENTS ARE SHOWN ON THEIR RESPECTIVE DOCUMENTS. THESE ELEMENTS ARE SHOWN FOR INFORMATION ONLY AND SHALL BE VERIFIED FROM TO CONSTRUCTION AND THE ENGINEER ASSUMES NO LIABILITY FOR THE ACCURACY OF THESE ELEMENTS. NO DESIGN RESPONSIBILITY IS ASSUMED FOR ANY PORTION OF THE WORK THAT THE PROFESSIONAL ENGINEER HAS NOT SIGNED AND SEALED PER STATE REQUIREMENTS.

LARSON BINKLEY, INC.  
8900 State Line, Suite 150  
Lanham, Texas 75056  
Phone: (913) 383-2621  
Fax: (913) 383-2621  
www.larsonbinkley.com  
LARSONBINKLEY.COM

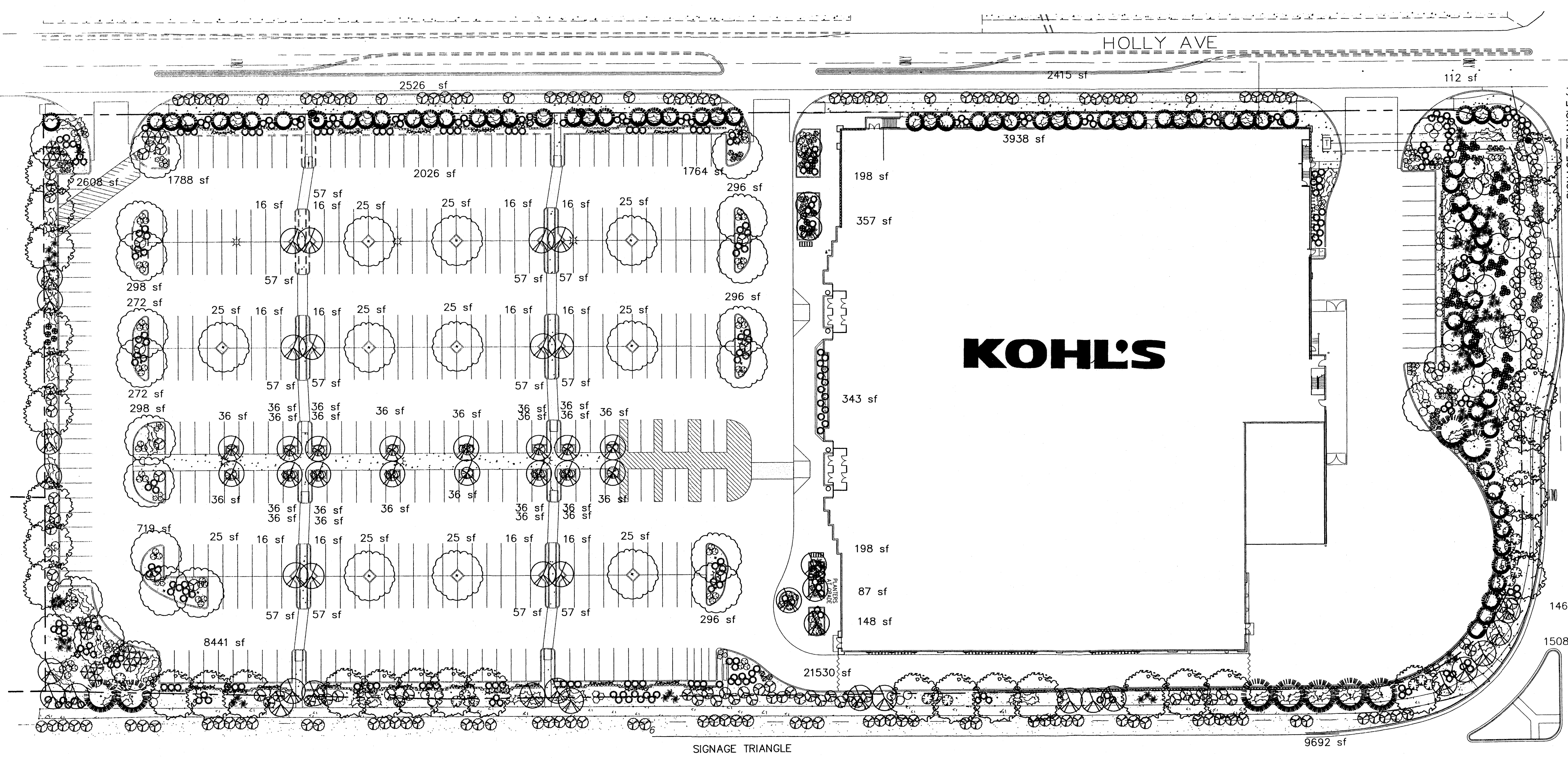
INFORMATION ON THIS DRAWING TAKES PRECEDENCE OVER THE SPECIFICATIONS MANUAL, IF THE DOCUMENTS HAVE CONFLICTING INFORMATION.

NO.	DATE	BY	DESCRIPTION

**SITE LIGHTING PHOTOMETRIC PLAN**

SCALE: 1"=20' SHEET:  
PROJECT #: 01200501.37  
DRWN BY: JCC CHKD BY: JCC  
BLDG. SUBMITTAL: 08/05/05

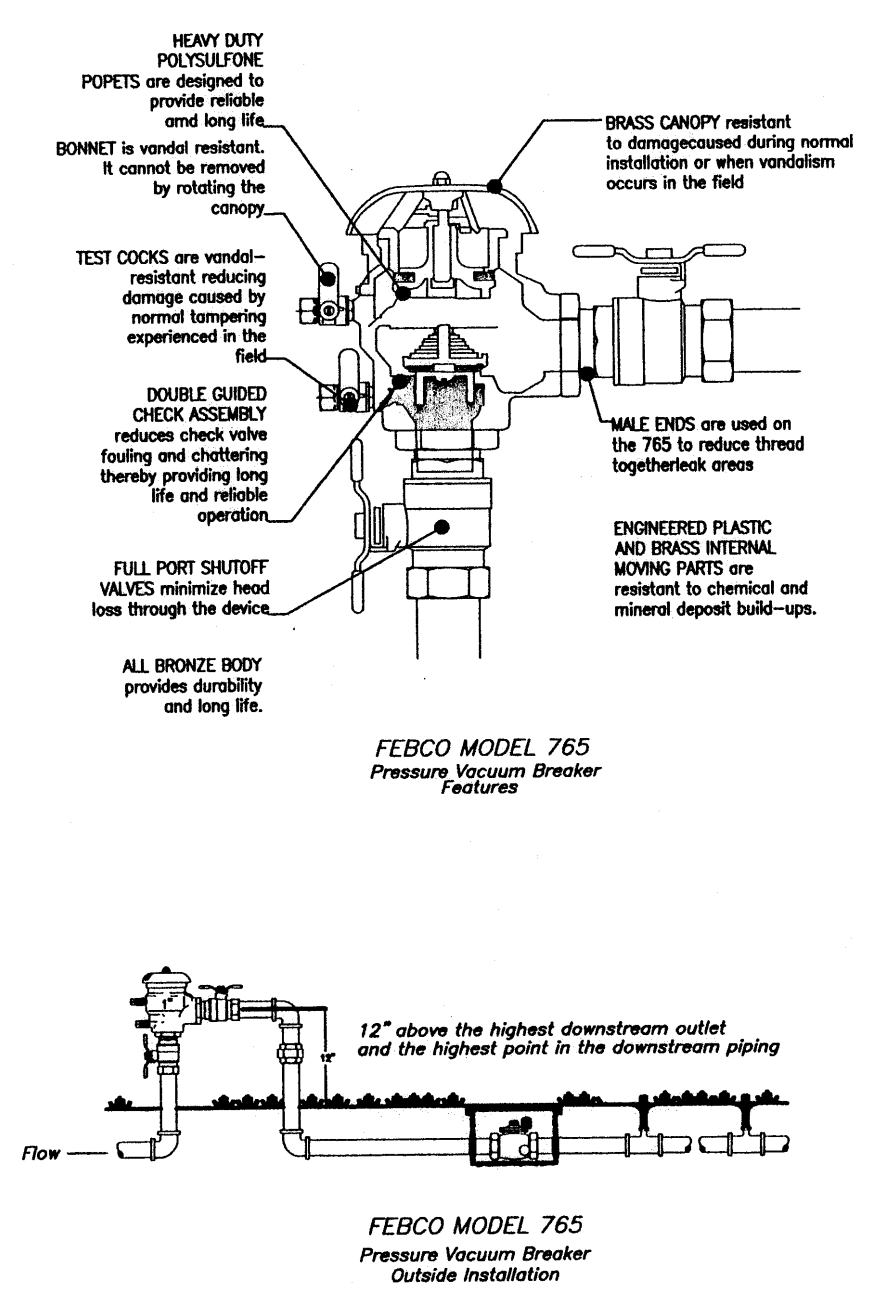
**C13**



**PLANT LEGEND**

- TREES**
- CHINESE PISTACHE (L) OR HONEY LOCUST (L) 33  
Pistachia chinensis  
Gleditsia triacanthos  
2" Cal.
  - PURPLE ROBE LOCUST (L) 35  
Robinia ambigua  
2" Cal.
  - CHITALPA (L) 58  
Chilopsis X Catalpa  
2" Cal.
  - AUSTRIAN PINE (H) 9  
Pinus nigra  
6'-8'
  - EMERALD GREEN ARBORVITAE (L) 76  
Thuja occidentalis 'Emerald'  
6-8'
- SHRUBS**
- NEW MEXICO OLIVE (L) 19  
Forestiera neomexicana  
15 Gal.
  - SILVERBERRY (M) 14  
Elaeagnus pungens  
5 Gal. 100sf
  - APACHE PLUME (L) 21  
Fallugia paradoxa  
5 Gal. 25sf
  - LANAS/ SCOTCH BROOM (M) 35  
Cytisus scoparius/  
Genista hispanica  
5 Gal. 95F
  - ROSEMARY (M) 265  
Rosmarinus officinalis  
2 Gal. 36sf
  - POTENTILLA (M) 46  
Potentilla fruticosa  
2 Gal. 9sf
  - AUTUMN SAGE (M) 39  
Salvia greggii  
2 Gal. 9sf
  - CHAMISA (L) 22  
Chrysothamnus nauseosus  
1 Gal. 25sf
- GROUND COVER**
- WILDFLOWER 147  
1 Gal. 4sf
  - HONEYSUCKLE (M) 84  
Lonicera sempervirens  
1 Gal. 144sf  
Unstaked-Groundcover
  - GREYLEAF COTONEASTER 147  
Cotoneaster buxifolius  
5 Gal. 81sf  
SYMBOL INDICATES 3 PLANTS
- VINES**
- BANK'S ROSE (M) 23  
Rosa banksiae  
1 Gal. 400sf
- HARDSCAPES**
- SANTA FE BROWN GRAVEL WITH FILTER FABRIC
  - OVERSIZED GRAVEL & 12 BOULDERS
- ORNAMENTAL GRASSES**
- MAIDENGRASS (M) 88  
Miscanthus sinensis  
5 Gal. 16sf
  - REGAL MIST (M) 83  
Muhlenbergia capillaris  
5 Gal. 9sf
  - THREADGRASS (M) 77  
Stipa tenuissima  
1 Gal. 4sf
  - SYMBOL INDICATES EVERGREEN MATERIAL

**PASEO DEL NORTE**



**LANDSCAPE CALCULATIONS**

TOTAL LOT AREA	320624	square feet
TOTAL BUILDINGS AREA	96090	square feet
OFFSITE AREA	0	square feet
NET LOT AREA	224534	square feet
LANDSCAPE REQUIREMENT	15%	
TOTAL LANDSCAPE REQUIREMENT	33681	square feet
TOTAL BED PROVIDED	69364	square feet
GROUND COVER REQ.	75%	square feet
TOTAL GROUND COVER REQUIREMENT	52023	square feet
TOTAL GROUND COVER PROVIDED	52175 (75%)	square feet
TOTAL PONDING AREA	0	square feet
TOTAL LANDSCAPE PROVIDED	69364 (31%)	square feet

**STREET TREE REQUIREMENTS**

Street trees required under the City Of Albuquerque Street Tree Ordinance are as follows:

Louisiana  
Required # 12 Provided # 15

Paseo del Norte  
Required # 30 Provided # 36

Holly  
Required # 30 Provided # 56

**LANDSCAPE NOTES:**

Landscape maintenance shall be the responsibility of the Property Owner.

It is the intent of this plan to comply with the City Of Albuquerque Water Conservation Landscaping and Water Waste Ordinance planting restriction approach. Approval of this plan does not constitute or imply exemption from water waste provisions of the Water Conservation Landscaping and Water Waste Ordinance.

Water management is the sole responsibility of the Property Owner. All landscaping will be in conformance with the City of Albuquerque Zoning Code, Street Tree Ordinance, Pollen Ordinance, and Water Conservation Landscaping and Water Waste Ordinance. In general, water conservative, environmentally sound landscape principles will be followed in design and installation.

Plant beds shall achieve 75% live ground cover at maturity.

Santa Fe Brown Gravel over Filter Fabric shall be placed in all landscape areas which are not designated to receive native seed.

**IRRIGATION NOTES:**

Irrigation shall be a complete underground system with trees to receive (5) 1.0 GPH Drip Emitters and Shrubs to receive (2) 1.0 GPH Drip Emitters. Drip and Bubbler systems to be tied to 1/2" poly pipe with flush caps at each end.

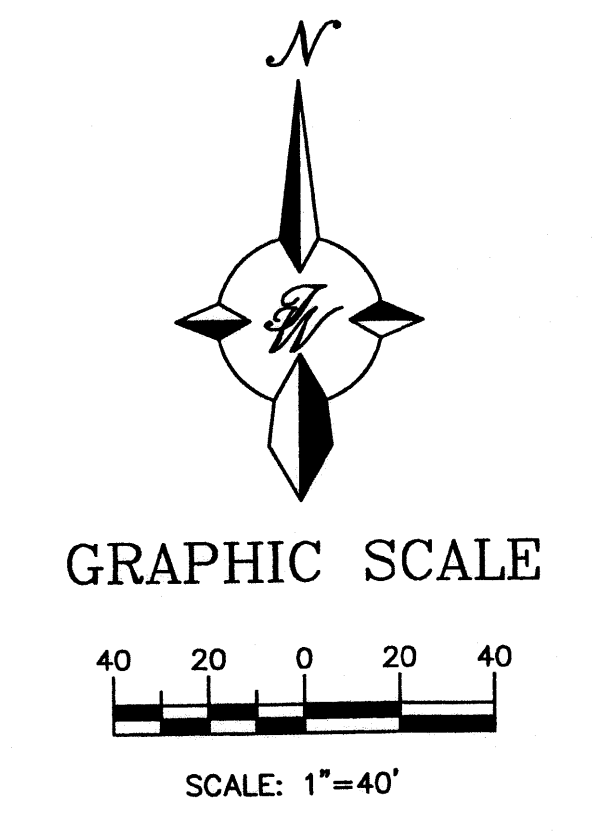
Run time per each drip valve will be approximately 15 minutes per day, to be adjusted according to the season.

Point of connection for irrigation system is unknown at current time and will be coordinated in the field. Irrigation will be operated by automatic controller.

Location of controller to be field determined and power source for controller to be provided by others.

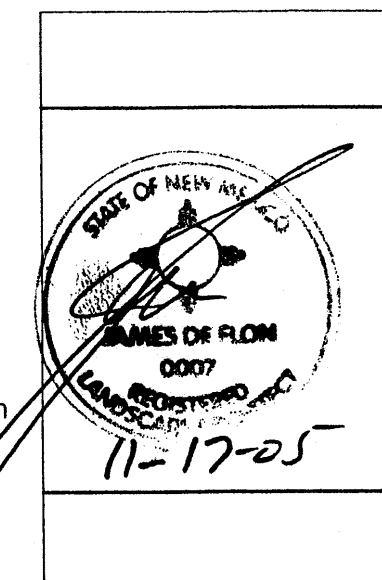
Irrigation maintenance shall be the responsibility of the Property Owner.

Water and Power source shall be the responsibility of the Developer/Builder.

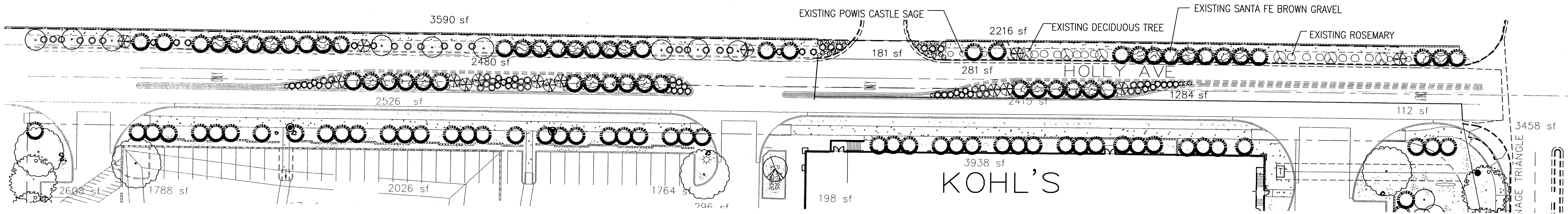


FINAL LANDSCAPING LAYOUT AND DESIGN TO BE DETERMINED UPON RECEIPT OF FINAL GRADING PLAN.

**The Hilltop**  
LANDSCAPE ARCHITECTS & CONTRACTORS  
Cont. Lic. #26458  
7909 Edith N.E.  
Albuquerque, NM 87184  
Ph. (505) 898-9690  
Fax (505) 898-7737  
cjohnson@hilltoplandscaping.com



KOHL'S PASEO DEL NORTE / LOUISIANA	DRAWN BY pgb
	DATE 11-14-05 drr
LANDSCAPE PLAN	25017-SPE
	SHEET # L1
TIERRA WEST, LLC 8509 JEFFERSON NE ALBUQUERQUE, NEW MEXICO 87113 (505)858-3100	
JOB # 25017	



**PLANT LEGEND**

EXISTING LANDSCAPE TO REMAIN

**TREES**

PURPLE-LEAF PLUM (M) 9  
Prunus spp.  
1 1/2" Gal.

\* EMERALD GREEN ARBORVITAE (L) 54  
Thuja occidentalis 'Emerald'  
6-8"

**SHRUBS**

\* SILVERBERRY (M) 15  
Elaeagnus pungens  
5 Gal. 100sf

\* POWIS CASTLE SAGE (L) 39  
Artemisia X Powis Castle  
5 Gal. 10sf

\* ROSEMARY (M) 48  
Rosmarinus officinalis  
2 Gal. 36sf


**GROUND COVER**

\* GREYLEAF COTONEASTER 48  
Cotoneaster buxifolius  
5 Gal. 81sf  
SYMBOL INDICATES 3 PLANTS

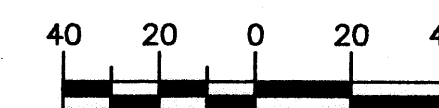
WILDFLOWER 57  
1 Gal. 4sf

**HARDSCAPES**

SANTA FE BROWN GRAVEL  
WITH FILTER FABRIC



GRAPHIC SCALE



SCALE: 1"=40'

**The Hilltop**

LANDSCAPE ARCHITECTS & CONTRACTORS  
Cont. Lic. #26458  
7909 Edith N.E.  
Albuquerque, NM 87184  
Ph. (505) 898-9690  
Fax (505) 898-7737  
cjohnson@hilltoplandscaping.com

All creative ideas contained herein remain the property of The Hilltop Landscape Architects and Contractors and are protected by copyright laws. This is an original design and must not be released or copied unless applicable fees have been paid or job order placed.

	KOHL'S PASEO DEL NORTE / LOUISIANA	DRAWN By: drt
	STREETScape HOLLY AVENUE	DATE 11-14-05
TIERRA WEST, LLC 8509 JEFFERSON NE ALBUQUERQUE, NEW MEXICO 87113 (505)858-3100	SHEET # L2	JOB # 25017