

PROJECTS (FIRST) SPECIAL EXCEPTION & VARIATION VARIANCE GRANTED TO ALLOW VARIATION IN PARKING SPACES FROM 80 TO 70

GENERAL INFORMATION

1. THE PROPOSED PARKING SPACES ARE TO BE LOCATED IN THE REAR YARD OF THE PROPOSED BUILDING. THE PROPOSED PARKING SPACES ARE TO BE LOCATED IN THE REAR YARD OF THE PROPOSED BUILDING. THE PROPOSED PARKING SPACES ARE TO BE LOCATED IN THE REAR YARD OF THE PROPOSED BUILDING.

GENERAL INFORMATION

1. THE PROPOSED PARKING SPACES ARE TO BE LOCATED IN THE REAR YARD OF THE PROPOSED BUILDING. THE PROPOSED PARKING SPACES ARE TO BE LOCATED IN THE REAR YARD OF THE PROPOSED BUILDING. THE PROPOSED PARKING SPACES ARE TO BE LOCATED IN THE REAR YARD OF THE PROPOSED BUILDING.

GENERAL INFORMATION

1. THE PROPOSED PARKING SPACES ARE TO BE LOCATED IN THE REAR YARD OF THE PROPOSED BUILDING. THE PROPOSED PARKING SPACES ARE TO BE LOCATED IN THE REAR YARD OF THE PROPOSED BUILDING. THE PROPOSED PARKING SPACES ARE TO BE LOCATED IN THE REAR YARD OF THE PROPOSED BUILDING.

GENERAL INFORMATION

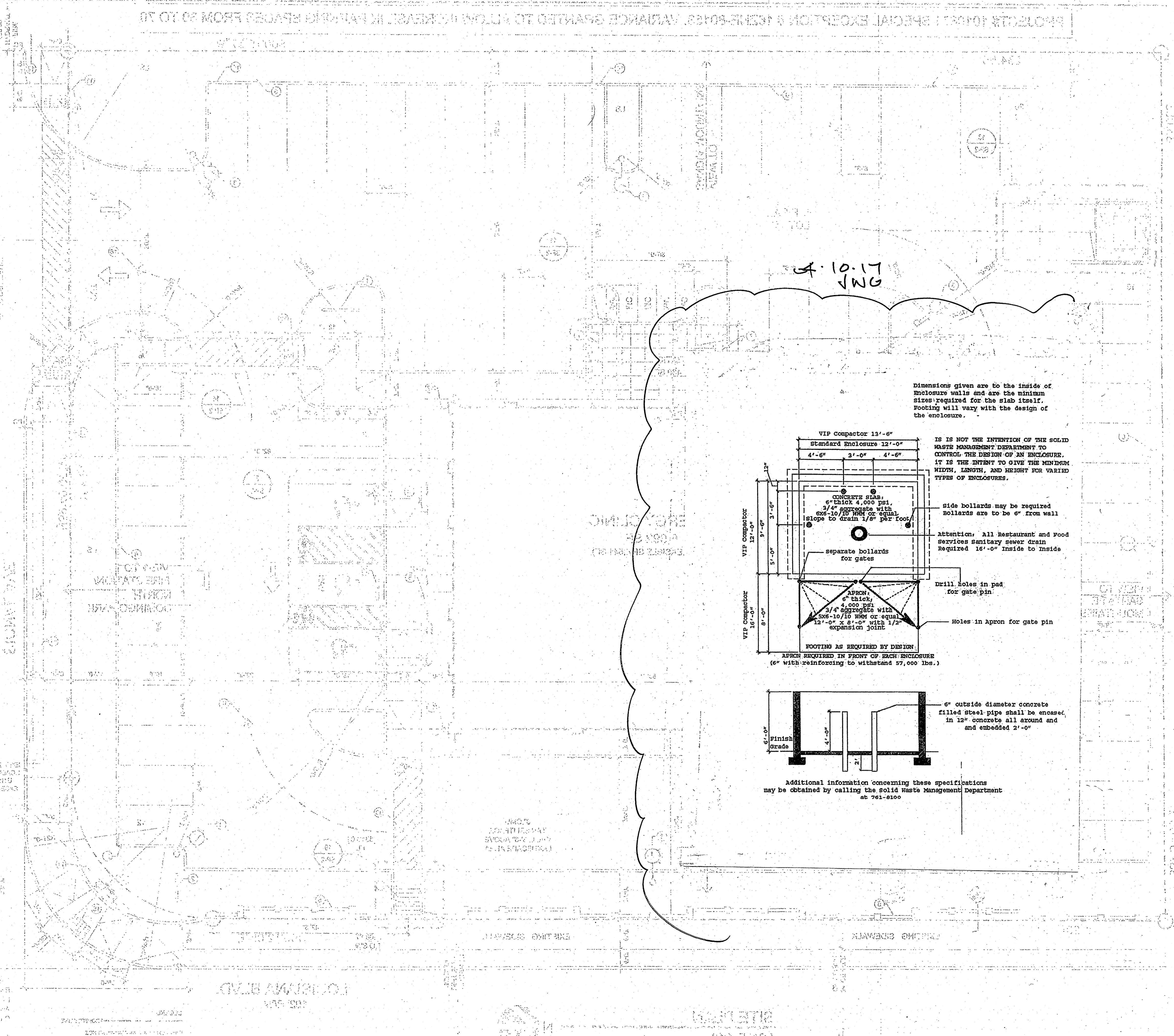
1. THE PROPOSED PARKING SPACES ARE TO BE LOCATED IN THE REAR YARD OF THE PROPOSED BUILDING. THE PROPOSED PARKING SPACES ARE TO BE LOCATED IN THE REAR YARD OF THE PROPOSED BUILDING. THE PROPOSED PARKING SPACES ARE TO BE LOCATED IN THE REAR YARD OF THE PROPOSED BUILDING.

GENERAL INFORMATION

1. THE PROPOSED PARKING SPACES ARE TO BE LOCATED IN THE REAR YARD OF THE PROPOSED BUILDING. THE PROPOSED PARKING SPACES ARE TO BE LOCATED IN THE REAR YARD OF THE PROPOSED BUILDING. THE PROPOSED PARKING SPACES ARE TO BE LOCATED IN THE REAR YARD OF THE PROPOSED BUILDING.

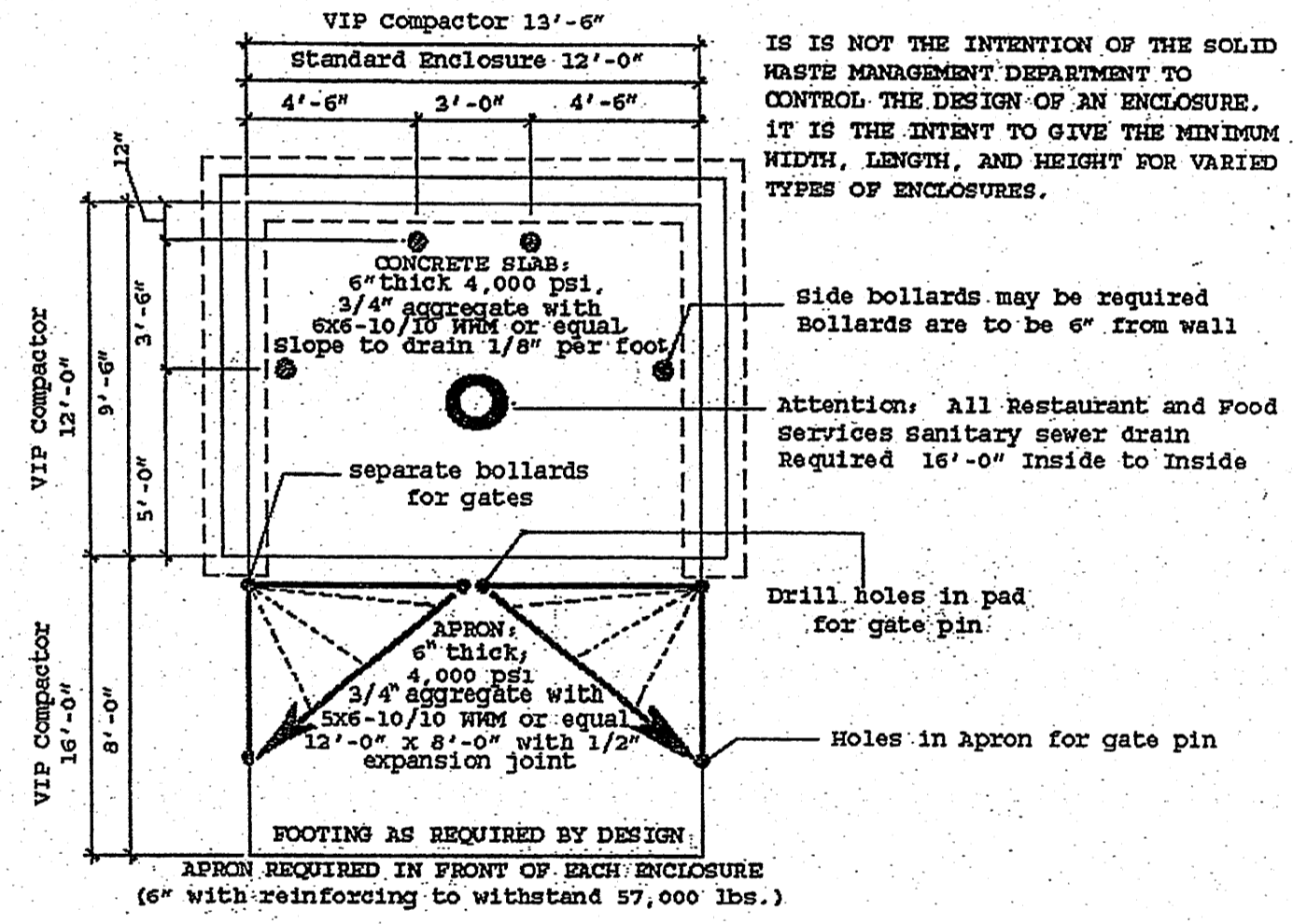
GENERAL INFORMATION

1. THE PROPOSED PARKING SPACES ARE TO BE LOCATED IN THE REAR YARD OF THE PROPOSED BUILDING. THE PROPOSED PARKING SPACES ARE TO BE LOCATED IN THE REAR YARD OF THE PROPOSED BUILDING. THE PROPOSED PARKING SPACES ARE TO BE LOCATED IN THE REAR YARD OF THE PROPOSED BUILDING.



4.10.17
JWG

Dimensions given are to the inside of enclosure walls and are the minimum sizes required for the slab itself. Footing will vary with the design of the enclosure.



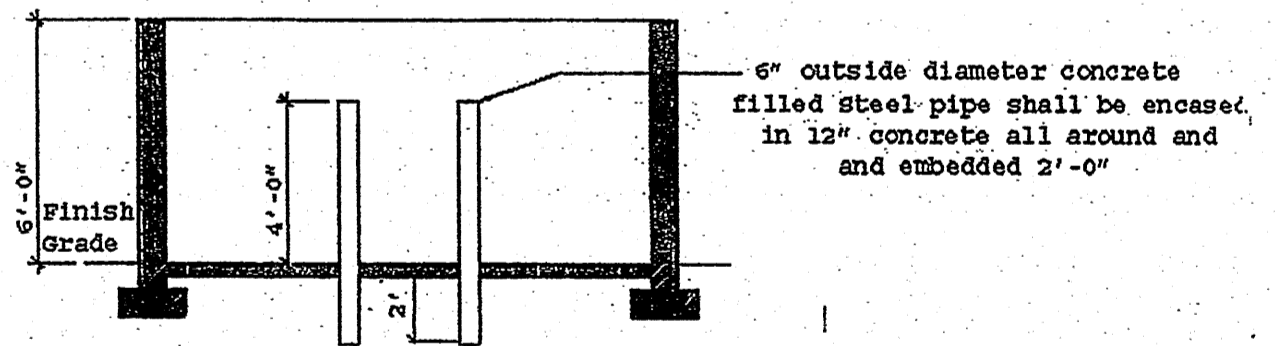
IS IS NOT THE INTENTION OF THE SOLID WASTE MANAGEMENT DEPARTMENT TO CONTROL THE DESIGN OF AN ENCLOSURE. IT IS THE INTENT TO GIVE THE MINIMUM WIDTH, LENGTH, AND HEIGHT FOR VARIOUS TYPES OF ENCLOSURES.

Side bollards may be required. Bollards are to be 6" from wall.

Attention: All Restaurant and Food Services sanitary sewer drain Required 16'-0" inside to inside

Drill holes in pad for gate pin

Holes in apron for gate pin



Additional information concerning these specifications may be obtained by calling the Solid Waste Management Department at 761-6100