

DRB #1005029

**ISAACSON & ARFMAN, P.A.**  
 Consulting Engineering Associates  
 128 Monroe Street N.E.  
 Albuquerque, New Mexico 87108  
 Ph. 505-268-8828 [www.iactvll.com](http://www.iactvll.com)  
 1821 C-701-PERIM WALL.dwg Aug 11, 2016

**STORMCLOUD  
 UNITS 4A & 4B  
 SUPPLIMENTAL  
 PERIMETER WALL PLAN**  
 REVISED WALL PATTERN AT TIERRA PINTADA  
 DUE TO SHIFT IN ENTRANCE LOCATION.

# STORMCLOUD PERIMETER WALL LEGEND

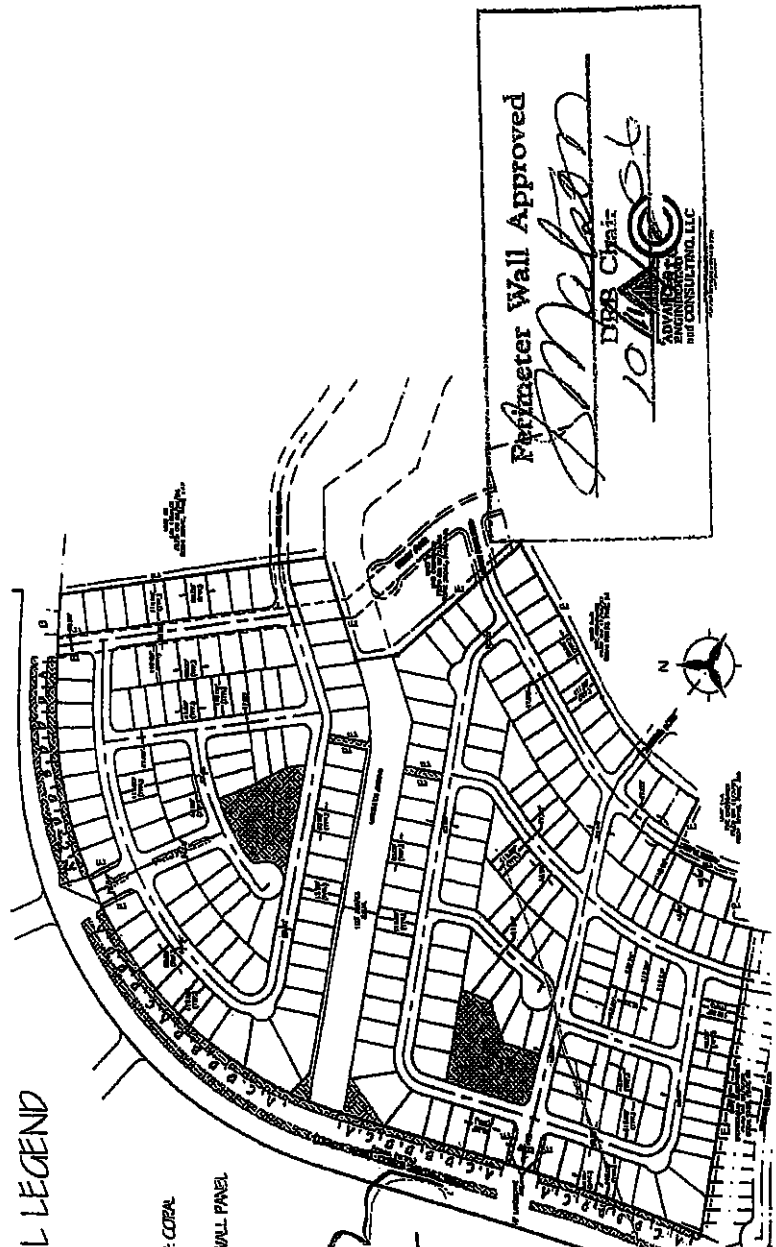
- A STORMCLOUD ACCENT-I PANEL
- B STORMCLOUD ACCENT-II PANEL
- C STORMCLOUD ACCENT-III PANEL
- D STORMCLOUD FLANK WALL PANEL
- E STORMCLOUD GARDEN WALL - SMOOTH CONCRETE BLOCK COLOR CORAL

NOTE:  
 1. FUTURE PERIMETER WALL LANDSCAPE PLANS WILL COORDINATE WITH WALL PANEL DESIGNS.



LANDSCAPE AREAS

SEE  
 SUPPLEMENTAL  
 PERIMETER  
 WALL SHEET  
 FOR UNIT A  
 PERIMETER  
 WALL ALONG  
 TIERRA PINTADA  
 (due to shift in  
 entrance location)




Perimeter Wall Approved  
*[Signature]*  
 DRB Chair  
 10/11/06  
 ADVANCED PERIMETER WALL SYSTEMS AND CONSULTING, LLC

DRB  
 1005029  
 Woodland Management Co., Inc.

STORMCLOUD 4 & 5  
 2026 AMAS 0925 N.P., J.B. & J.P. DRB Project #

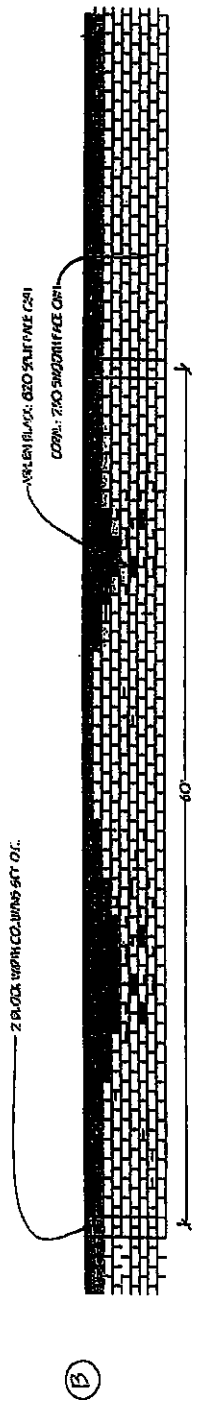
Scale set for Unit 7  
 August 25, 2005

Approved:



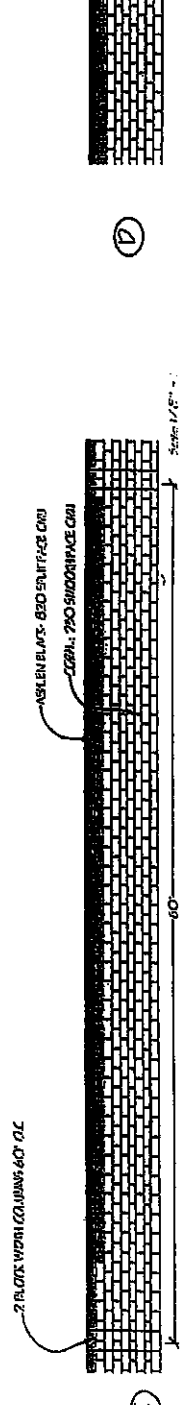
Scale: 1/8" = 1'

STORMCLOUD ACCENT-I PANEL



Scale: 1/8" = 1'

STORMCLOUD ACCENT-II PANEL



Scale: 1/8" = 1'


STORMCLOUD ACCENT-III PANEL

STORMCLOUD PLAIN WALL PANEL

1. All block numbers called out are per within block.  
 2. Use 4 1/2" x 11 1/2" and 8 1/2" x 16 1/2" blocks to create this pattern.  
 3. See also notes for wall design locations, panels labeled with merchandise letters.  
**4. Max Wall Height 6'.**

Notes:  
 Panel A consists of 1 course of 8 1/2" x 16 1/2" blocks in vertical rows - see plan for exact location.  
 Panel B is an interlocking of 8 1/2" x 16 1/2" blocks in vertical rows - see plan for exact location.

Additional Notes:  
 Panel A consists of 1 course of 8 1/2" x 16 1/2" blocks in vertical rows - see plan for exact location.  
 Panel B is an interlocking of 8 1/2" x 16 1/2" blocks in vertical rows - see plan for exact location.



Scale: 1/16" = 1'

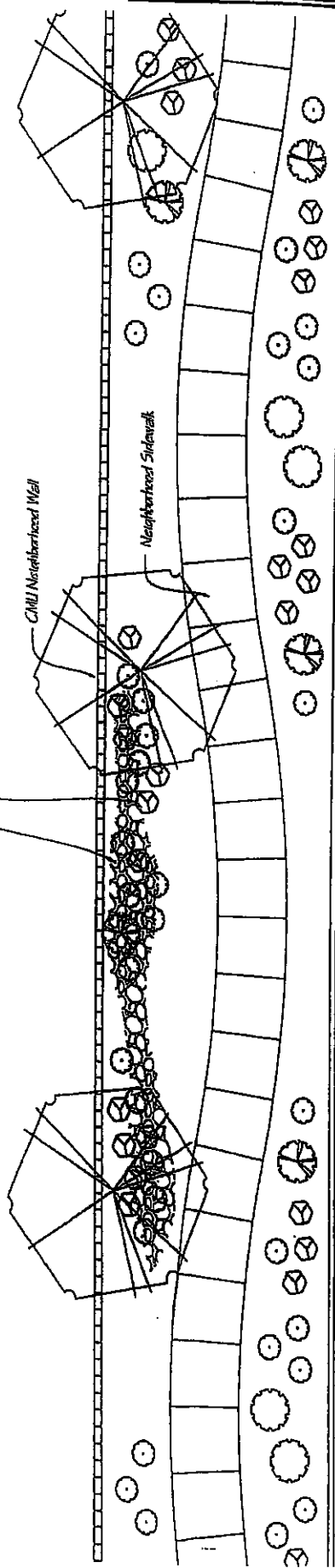
STORMCLOUD 300' WALL SECTION WITH ENTRANCE AND ACCENT PANELS

Scale set for 11/17  
 August 25, 2008

Westland Development Co. Inc.



River cobbles used as stormwater design features  
Native and/or Low Water Use Plant Materials



Wall/Landscape Plan

16" wide columns to be spaced 60" O.C. around some design features and then at regular intervals of 60" or less O.C. along the remainder of the wall surface. Columns to project 4" from the public side of the wall surface. Pattern, color, and texture of columns to match adjacent wall surface.



Aestlin Black Split Face CMU

Corch 290 Smooth Face CMU

60" O.C.

Wall/Landscape Elevation

Scale not for field  
August 26, 2008

STORMCLOUD 4 & 5  
THE MOUNTAIN GROUP, A.A.P.C. © 2008

Westland Development Co. Inc

Wall/Landscape Elevation

16" wide columns to be spaced 60" O.C. around some design features and then at regular intervals of 60" or less O.C. along the remainder of the wall surface. Columns to project 4" from the public side of the wall surface. Pattern, color, and texture of columns to match adjacent wall surface.



Aestlin Black Split Face CMU

Corch 290 Smooth Face CMU

60" O.C.

Wall/Landscape Elevation

Scale not for field  
August 26, 2008

STORMCLOUD 4 & 5  
THE MOUNTAIN GROUP, A.A.P.C. © 2008

Westland Development Co. Inc

SUGGESTED PLANT LIST

- 1. Potted Wisteria (L), Coral Tree (L), Little Leaf Shrub (L), Sweetgum (L), Cherry Tree (L)
- 2. Orange Tree (L), Pink of Paradise (L), Fuchsia (L), Oleander (L), Sweet Potato (L)
- 3. Coral Tree (L), Pink of Paradise (L), Big Stone (L), Wax Spillwort (L), Small Stone
- 4. Orange Tree (L), Little Leaf Shrub (L), Anemone (L), Hummingbird (L)
- 5. Potted Wisteria (L), Coral Tree (L), Little Leaf Shrub (L), Sweetgum (L), Cherry Tree (L)

Notes:  
- Plant materials to be provided by contractor and installed by contractor.  
- Plant materials will be provided after entire breadth of wall is in place.  
- A combination of columns may and smaller trees will be used as well as trees.

