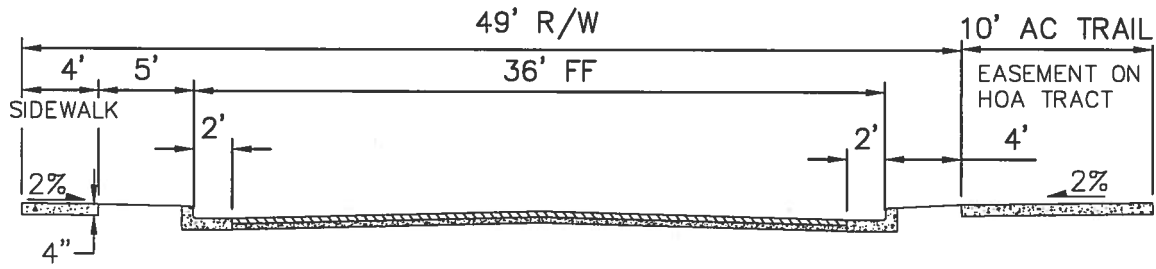
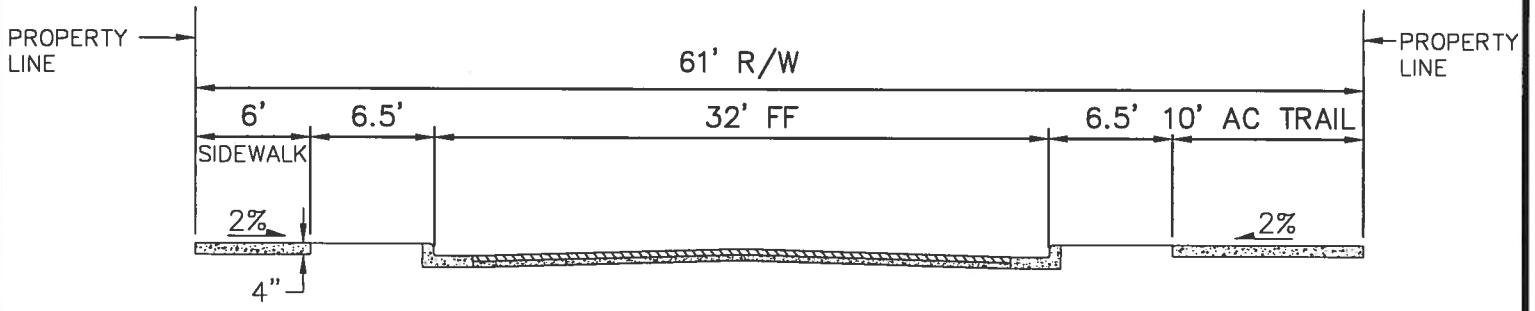


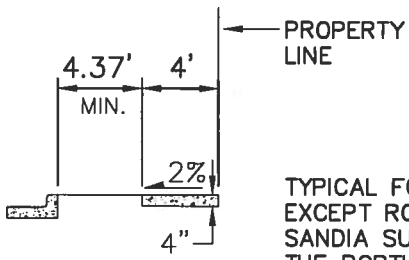
SANDIA SUNSET
 WEST OF ROCKY TOP DR. AND
 PORTIONS OF STREETS FRONTING
 ON TRACT K.



SANDIA SUNSET
 EAST OF ROCKY TOP DR.



ROCKY TOP DR.



TYPICAL FOR ALL STREETS
 EXCEPT ROCKY TOP DR.,
 SANDIA SUNSET AVE. AND
 THE PORTION OF STREETS
 FRONTING ON TRACT K.

<i>CURB & SIDEWALK DIMENSIONS EXHIBIT</i>	
	MARK GOODWIN & ASSOCIATES, P.A. CONSULTING ENGINEERS
	P.O. BOX 90606 ALBUQUERQUE, NEW MEXICO 87199
	(505)828-2200, FAX (505)797-9539