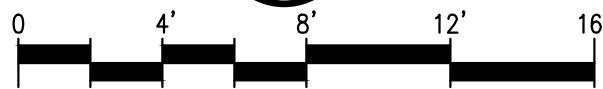


WEST EXTERIOR ELEVATION - TOWER C

11

3/16"=1'-0"

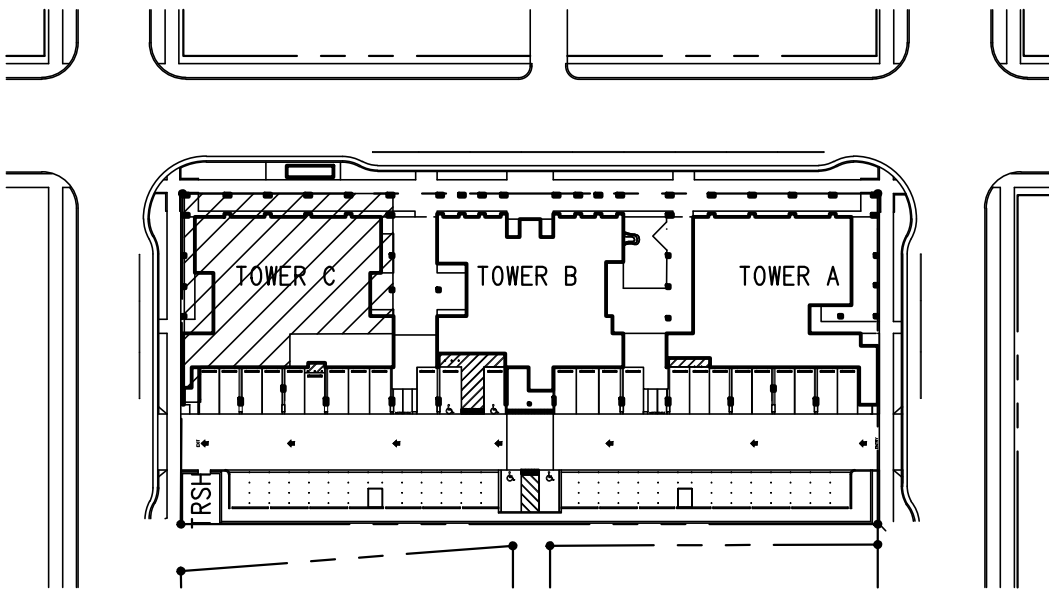


General Notes

- A. COORDINATE WORK WITH ALL DRAWINGS & NOTIFY ARCHITECT OF ANY DISCREPANCIES BETWEEN ALL DRAWINGS, SPECIFICATIONS, OR FIELD CONDITIONS BEFORE PROCEEDING WITH WORK.
B. REFER TO DIMENSIONS, DO NOT SCALE OFF DRAWINGS.
C. DIMENSIONS ARE GIVEN TO FACE OF FRAMING, FACE OF CMU, FACE OF CONCRETE, OR FACE OF SHEATHING AT EXTERIOR WALLS, UNLESS NOTED OTHERWISE.
D. LARGER SCALE DETAILS ARE TO TAKE PRECEDENCE OVER SMALLER, TYPICAL.
E. SEAL EXTERIOR JOINTS, SEAMS, AND PENETRATIONS IN BUILDING ENVELOPE FROM AIR LEAKAGE WITH DURABLE SEALANT OR CLOSED CELL FOAM MATERIALS CLOSED WITH GASKET SYSTEMS, TAPED OR COVERED WITH MOISTURE & VAPOR BARRIER. SEAL JOINTS BETWEEN DISSIMILAR MATERIALS TO ALLOW FOR DIFFERENTIAL EXPANSION & CONTRACTION. EXTERIOR OPENINGS IN BUILDING ENVELOPE MUST BE SEALED, GASKETED, WEATHERSTRIPPED, TIGHTLY PACKED WITH FIBERGLASS INSULATION, OR OTHERWISE SEALED WITH A FLEXIBLE MATERIAL TO LIMIT AIR LEAKAGE.
F. SEE ARCH400-WINDOWS FOR DOOR, WINDOW, AND STUCCO COLOR SCHEDULES.

Keyed Notes

1. 6" FIBER CEMENT BOARD COLOR 1.
2. 8" FIBER CEMENT BOARD COLOR 2.
3. 1/2" FIBER-REINFORCED TWO-COAT STUCCO SYSTEM WITH ACRYLIC COLOR COAT, OVER LATH, OVER (2) LAYERS OF 15# BUILDING PAPER.
4. CMU BURNISHED WALL, 8x8x16.
5. CMU BURNISHED COLUMNS, 8X8X16.
6. CMU BURNISHED BOND BEAM, 8X8X16.
7. STUCCO CONTROL JOINT, TYP.
8. STUCCO EXPANSION JOINT AT FLOOR LINE TYP.
9. FINISH GRADE, SEE CIVIL, TYP.
10. LINE OF FINISH FLOOR BEHIND.
11. JULIET BALCONY, STEEL.
12. LINE OF WHITE TPO ROOF SYSTEM.
13. VINYL WINDOW, TYP. SEE SHEET ARCH400 FOR SCHEDULE.
14. ACRYLIC WINDOW. SEE SHEET ARCH400 FOR SCHEDULE.
15. ALUMINUM STORE FRONT GLAZING. SEE SHEET ARCH400 FOR SCHEDULE.
16. BALCONY.
17. METAL SOLAR CONTROL AWNING, TYP.
18. STEEL GUARDRAIL.
19. SHOJI SUNSCREEN.
20. DOOR, SEE SHEET ARCH400 WINDOW FOR SCHEDULE.
21. PERFORATED METAL SIGN. SEE SHEET SITE600.
22. DECK DRAIN.
23. METAL CANOPY OVERHANG.
24. VENTS, SEE MECHANICAL.
25. METAL CAP FLASHING W/GALVALUME FINISH, TYP.
26. PERFORATED STEEL SHADE STRUCTURE.
27. STEEL COLUMN.
28. PASSIVE COOLING TOWER.
29. ORNAMENTAL METAL FENCE, SEE SHEET SITE400 & SITE 401.
30. ORNAMENTAL METAL FENCE, NOT SHOWN FOR CLARITY, SEE SHEET SITE400 & SITE401.
31. METAL GATE, NOT SHOWN FOR CLARITY, SEE SHEET SITE400 & SITE401.
32. STUCCO WALL.
33. BALCONY ROOF.
34. CMU YARD WALL. SEE SEE SHEET SITE400 & SITE401 FOR HEIGHTS, TYP.
35. SITE SIGNAGE, SEE SHEET SITE600.
36. PACKAGED TERMINAL AIR CONDITIONER VENT.
37. ELECTRIC METERS, TYP.
38. SHEET METAL.
39. AUTOMOBILE ENTRANCE GATE, NOT SHOWN FOR CLARITY, SEE SITE FENCE & WALL DETAILS FOR HEIGHTS.



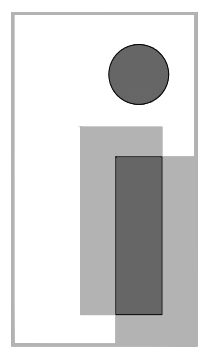
KEY PLAN

NORTH

NTS

integrated
design architecture

906 1/2 Park Avenue SW
Albuquerque, NM 87102
tel:505.243.3499
fax:505.243.3583
info@integrateddesignarch.com
www.integrateddesignarch.com



Greater Albuquerque Housing Partnership
CUATRO

Albuquerque, New Mexico

PROJECT ARCHITECT:
BOB HALL, AIA

Project #:
IDA-14-13-P
Date: SEPTEMBER 22, 2014

WEST EXTERIOR ELEVATION - TOWER C

By:
File: ARCH200 EXTR ELEVS.DWG
Plot Date: 9/22/2014 2:45:42 PM

Sheet of
ARCH210