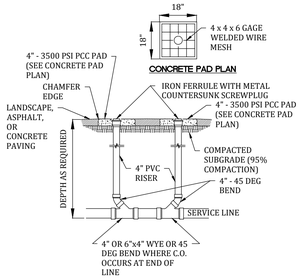

TWO WAY CLEANOUT DETAIL
NTS

FREE STANDING FIRE DEPARTMENT CONNECTION DETAIL
NTS

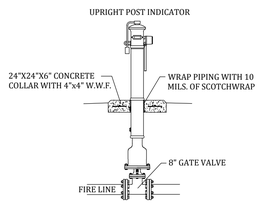

POST INDICATOR VALVE
NTS

NOTES:

1. ALL MECHANICAL JOINTS SHALL BE RESTRAINED AT THE FITTING.
2. THE CONTRACTOR SHALL PROVIDE A MINIMUM PIPE LENGTH OF 20 LF FROM ALL MECHANICAL JOINTS. ALL PIPE JOINTS WITHIN 20 LF OF A MECHANICAL JOINT SHALL BE RESTRAINED AT THE CONTRACTOR'S EXPENSE.
3. THE CONTRACTOR SHALL RESTRAIN ALL PIPE JOINTS IN THE SPECIFIED DISTANCE LISTED IN THE TABLE ON THIS SHEET.
4. THE CONTRACTOR SHALL RESTRAIN ALL FIRE HYDRANT JOINTS FROM THE TEE ON THE MAIN TO THE FIRE HYDRANT FLANGE.

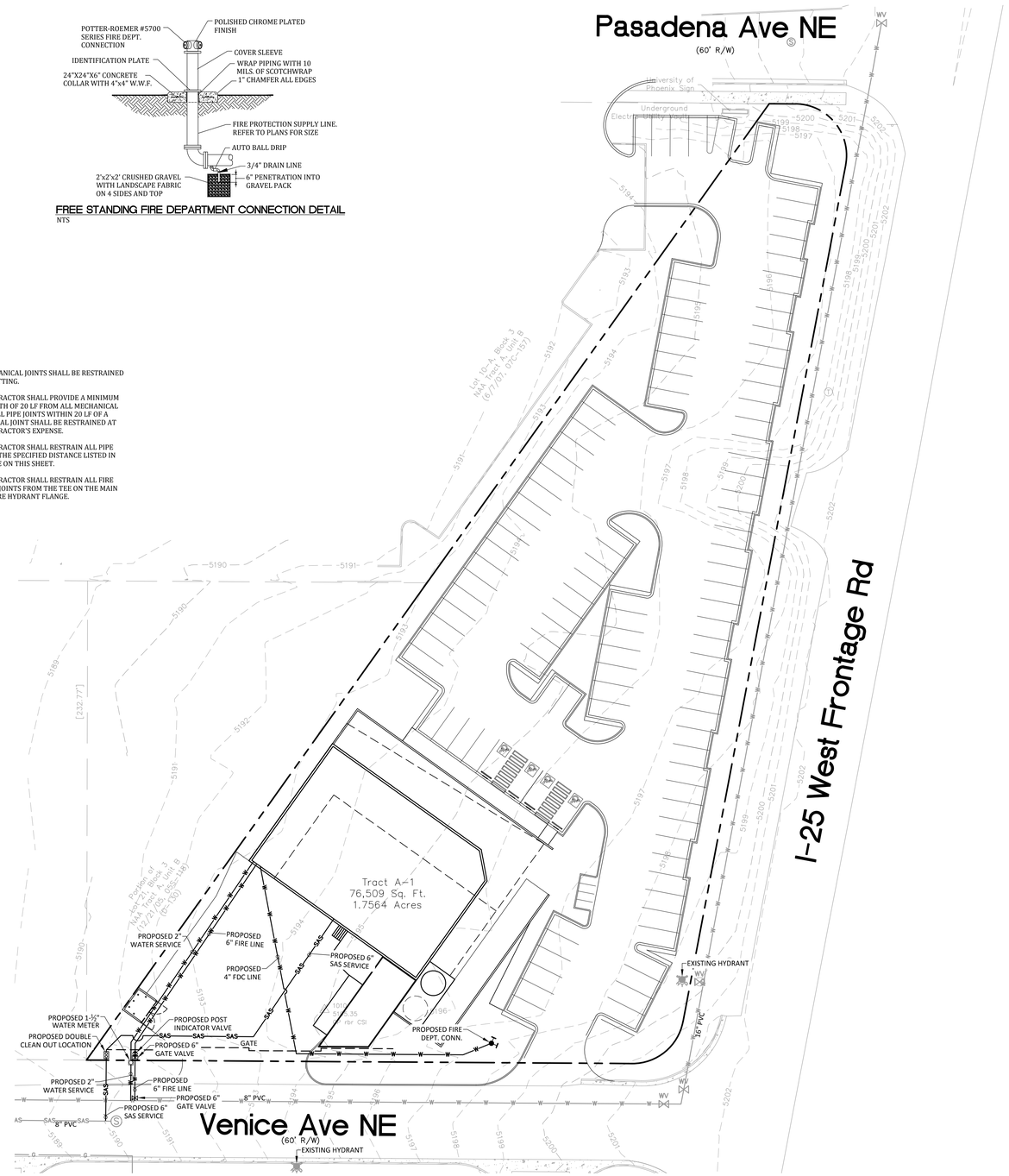

LEGEND

— — —	PROPERTY BOUNDARY
—W—W—W—	EXISTING WATER LINE
—W—W—W—	PROPOSED WATER LINE
—SAS—SAS—SAS—	EXISTING SAS LINE
—SAS—SAS—SAS—	PROPOSED SAS LINE

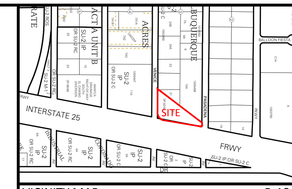

VICINITY MAP: B-18-Z

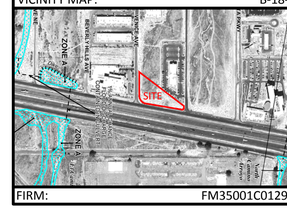

FIRM: FM35001C0129H

GENERAL NOTES:

1. TYPE RPBA BACKFLOW PREVENTERS FOR THE DOMESTIC WATER AND FIRE LINES SHALL BE PROVIDED INTERNAL TO THE PROPOSED BUILDING PER COA STANDARD DWG 2385. THE BACKFLOW PREVENTERS SHALL BE THE SAME SIZE AS THE TAP/CONNECTION AT THE MAIN LINE.

RESPEC
WATER & NATURAL RESOURCES
5971 JEFFERSON ST NE
SUITE 101
ALBUQUERQUE, NM 87109
PHONE: 505.366.4187

REVISION

DESIGNED	HF
DRAWN	JS
CHECKED	HF
DATE	8/3/17

STAMP

HUGH W. FLOYD
NEW MEXICO
16633
LICENSED PROFESSIONAL ENGINEER

LEGAL DESCRIPTION:
TRACT A-1, BLOCK 3, NORTH ALBUQUERQUE ACRES, TRACT A, UNIT B, CITY OF ALBUQUERQUE, BERNALILLO COUNTY, NEW MEXICO

I-25 WEST FRONTAGE ROAD VENICE & PASADENA

UTILITY PLAN

GRAPHIC SCALE
(IN FEET)
1 inch = 30 ft.

SHEET NUMBER:
C-4

03115