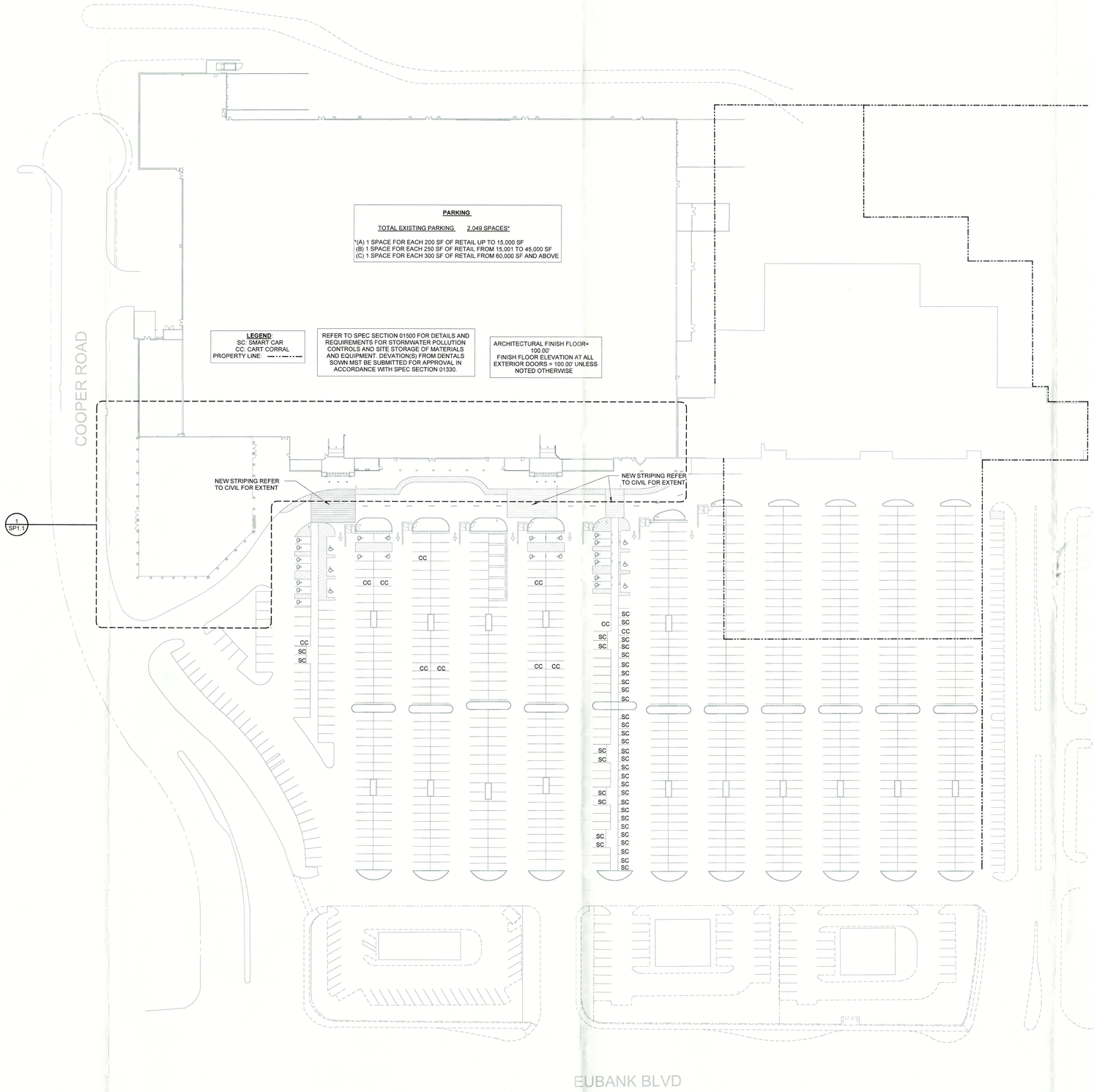

PARKING

TOTAL EXISTING PARKING 2,049 SPACES*

*(A) 1 SPACE FOR EACH 200 SF OF RETAIL UP TO 15,000 SF
(B) 1 SPACE FOR EACH 250 SF OF RETAIL FROM 15,001 TO 45,000 SF
(C) 1 SPACE FOR EACH 300 SF OF RETAIL FROM 60,000 SF AND ABOVE

LEGEND:
SC: SMART CAR
CC: CART CORRAL
PROPERTY LINE:

REFER TO SPEC SECTION 01500 FOR DETAILS AND REQUIREMENTS FOR STORMWATER POLLUTION CONTROLS AND SITE STORAGE OF MATERIALS AND EQUIPMENT. DEVATION(S) FROM DENTALS SOWN MST BE SUBMITTED FOR APPROVAL IN ACCORDANCE WITH SPEC SECTION 01330.

ARCHITECTURAL FINISH FLOOR= 100.00'
FINISH FLOOR ELEVATION AT ALL EXTERIOR DOORS = 100.00' UNLESS NOTED OTHERWISE

VICINITY MAP



ADMINISTRATIVE AMENDMENT
FILE # SI-2018-00274 PROJECT # PR-2018-001320
Facade remodel and pedestrian safety upgrades.
06Feb2020
APPROVED BY DATE

NORTH

1 SITE PLAN
1" = 50'-0"

CORE STATES GROUP
1700 SUMMIT AVENUE, SUITE 300
FT. WORTH, TEXAS 76102
PHONE: (817) 877-0044
FAX: (817) 877-0448

STIPULATION FOR REUSE

THIS DRAWING WAS PREPARED FOR USE IN ACCORDANCE WITH THIS ISSUE DATE ON 9/18/2019 AND IT SHALL NOT BE REUSED ON OTHER PROJECTS OR PROJECT SITES OR AT A LATER TIME. USE OF THIS DRAWING FOR ANY PURPOSE REQUIRES THE SERVICES OF PROPERLY QUALIFIED PERSONNEL. UNAUTHORIZED REPRODUCTION OF THIS DRAWING FOR USE BY OTHERS IS PROHIBITED AND NOT AUTHORIZED AND MAY BE CONTRARY TO FEDERAL LAW.

CONSULTANTS

Walmart
ALBUQUERQUE, NM
STORE NO: 0835
JOB NUMBER: 19208.021 PROTO: 192 NON SC

ISSUE BLOCK

CHECKED BY:	GG
DRAWN BY:	LS
PROTO CYCLE:	12/20/19
DOCUMENT DATE:	01/20/20

STATE OF NEW MEXICO
BRUCE M. ANDERSON
REGISTERED ARCHITECT
01/20/20

I HEREBY CERTIFY THAT THE PORTION OF THIS TECHNICAL SUBMISSION DESCRIBED BELOW WAS PREPARED BY ME OR UNDER MY DIRECT SUPERVISION AND RESPONSIBLE CHARGE. I AM A DULY REGISTERED ARCHITECT UNDER THE LAWS OF THE STATE OF NEW MEXICO

SIGNATURE

01/20/20
DATE ISSUED

REG. NO.

FULL SITE PLAN (FOR REFERENCE ONLY)

SHEET: SP1

1/20/2020 10:52:58 AM
C:\Users\brian\h CORE ENG\Documents\0835_Albuquerque_NM_TENP_1_ARCH_LV18_brian\WMAER.rvt

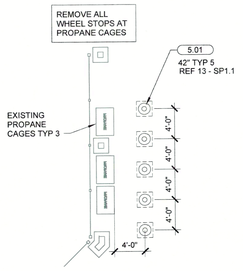

15 PROPANE TANK @ GC SIDE
1/8" = 1'-0"

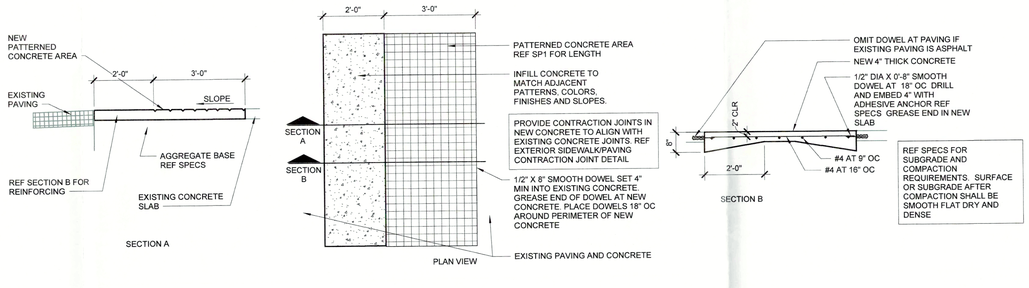

14 SIDEWALK SECTION
1/2" = 1'-0"

SITE SHEET NOTES

1. POWER WASH SIDEWALK AROUND THE ENTIRE PERIMETER OF BUILDING.
2. PROVIDE NEW SEALANT AT ALL JOINTS BETWEEN EXTERIOR BUILDING WALLS AND ADJACENT CONCRETE SIDEWALK/PAVING. REF SPEC 07900. IF PRESENT, REMOVE EXISTING SEALANT AND BACKER PRIOR TO RE-SEALING JOINTS
3. REPAINT PERIMETER SIDEWALK AND FIRE LANE CURB.
4. RAISE ALL SITE SIGNS WITHIN CLOSE PROXIMITY TO STRUCTURE TO 7'-0" ABOVE GRADE. REF 8-SP1.1
5. REPLACE ALL DAMAGED, MISSING, OR FADED SITE SIGNS WITHIN CLOSE PROXIMITY TO STRUCTURE.
6. INSTALL ALL SITE SIGNS AT BUILDING SIDE OF DRIVE LANE IN BOLLARDS. REF 7-SP1.1

KEYNOTES

5.01	6" PIPE BOLLARD WITH GRAY PLASTIC SLEEVE (HEIGHT OF SLEEVE NOTED ADJACENT TO KEYNOTE)
6.58	INSTALL GRAY BOLLARD COVERS AT FRONT ENTRANCE BOLLARDS. ANCHOR COVERS TO BOLLARD. REF SPEC.

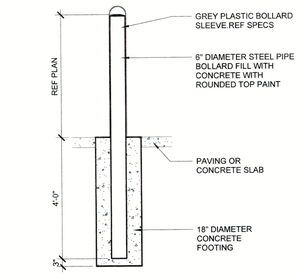

13 BOLLARD
1/2" = 1'-0"

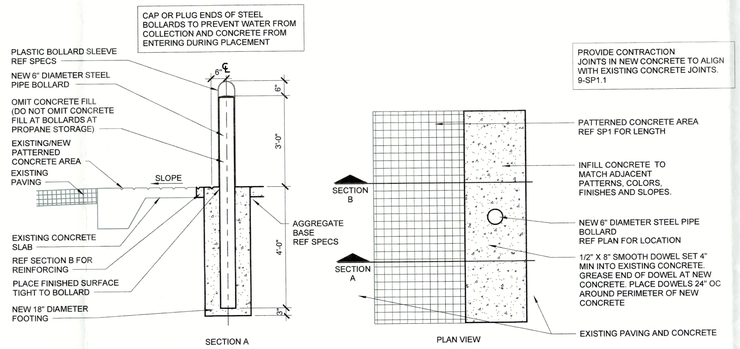

12 BOLLARD
1/2" = 1'-0"

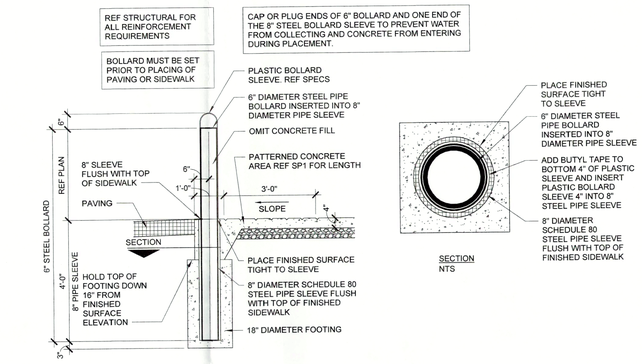

11 REMOVABLE BOLLARD
1/2" = 1'-0"

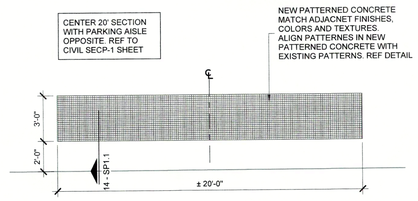

6 NEW PATTERN CONCRETE
1/4" = 1'-0"

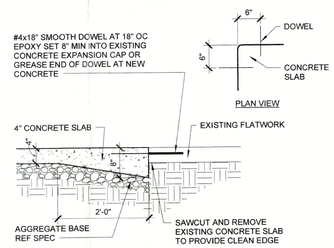

10 FLATWORK JOINT
3/4" = 1'-0"

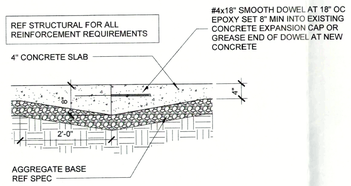

9 EXPANSION JOINT
3/4" = 1'-0"

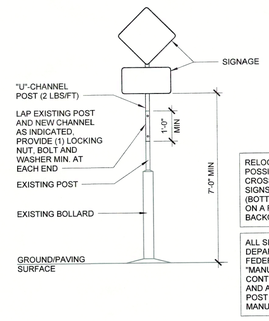

RELOCATE EXISTING SIGNS WHERE POSSIBLE. FOR NEW PEDESTRIAN CROSSING SIGN USE MUTCO WARNING SIGNS W11-2 (TOP) AND W16-7P (BOTTOM) WITH A BLACK LEGEND ON A FLUORESCENT YELLOW-GREEN BACKGROUND.

ALL SIGNS SHALL COMPLY WITH U.S. DEPARTMENT OF TRANSPORTATION, FEDERAL HIGHWAY ADMINISTRATION'S "MANUAL OF UNIFORM TRAFFIC CONTROL DEVICES", LOCAL CODES AND AS SPECIFIED. MOUNT SIGNS TO POST IN ACCORDANCE WITH MANUFACTURER'S INSTRUCTIONS.

8 SITE SIGN BASE
1/2" = 1'-0"

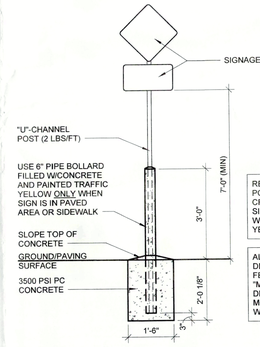

RELOCATE EXISTING SIGNS WHERE POSSIBLE. FOR NEW PEDESTRIAN CROSSING SIGN USE MUTCO WARNING SIGNS W11-2 (TOP) AND W16-7P (BOTTOM) WITH A BLACK LEGEND ON A FLUORESCENT YELLOW-GREEN BACKGROUND.

ALL SIGNS SHALL COMPLY WITH U.S. DEPARTMENT OF TRANSPORTATION, FEDERAL HIGHWAY ADMINISTRATION'S "MANUAL OF UNIFORM TRAFFIC CONTROL DEVICES", LOCAL CODES AND AS SPECIFIED. MOUNT SIGNS TO POST IN ACCORDANCE WITH MANUFACTURER'S INSTRUCTIONS.

7 SITE SIGN BASE
1/2" = 1'-0"

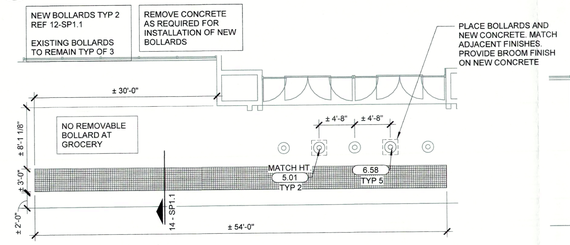

5 GR ENTRY PLAN
1/8" = 1'-0"

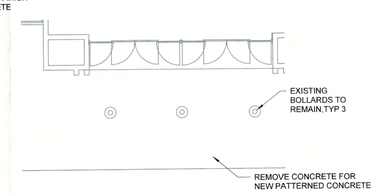

4 GR ENTRY DEMO PLAN
1/8" = 1'-0"

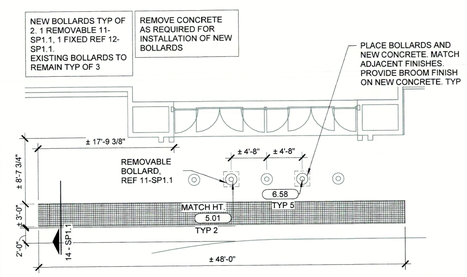

3 GM ENTRY PLAN
1/8" = 1'-0"

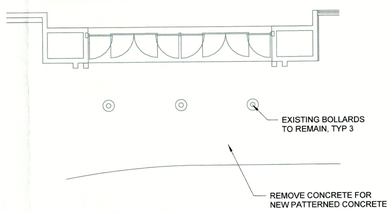

2 GM ENTRY DEMO PLAN
1/8" = 1'-0"

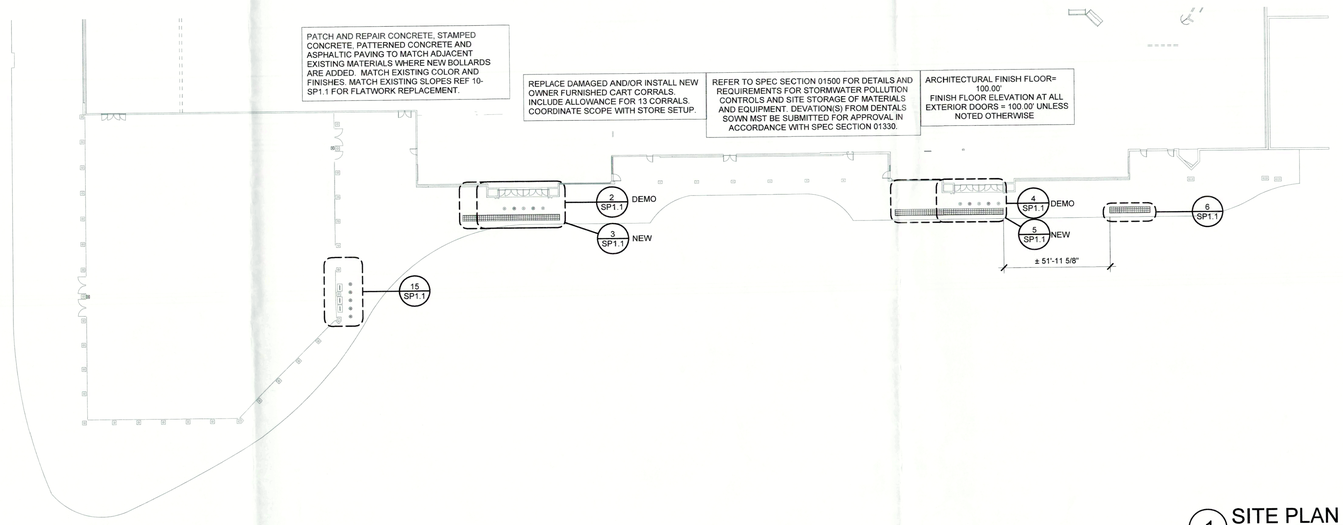

1 SITE PLAN
1" = 30'-0"

CORE STATES GROUP
1300 SUMMIT AVENUE, SUITE 300
FT. WORTH, TX 76102-4417
PHONE: (817) 877-0033
FAX: (817) 877-0418

STIPULATION FOR REUSE
THIS DRAWING WAS PREPARED FOR WALMART STORE # 10835 "ALBUQUERQUE, NM" SITE AT ALBUQUERQUE, NM. THE CONTENT OF THIS DRAWING, WITH ITS ISSUE DATE, IS SPECIFIC TO THIS SITE AND IS NOT SUITABLE FOR USE ON A DIFFERENT SITE. THE REUSE OF THIS DRAWING OR OF THIS DRAWING FOR REFERENCE OR AS A PORTION OF A DIFFERENT DESIGN BY OTHERS WITHOUT THE WRITTEN CONSENT OF THE UNDERSIGNED ARCHITECTS AND ENGINEERS IS PROHIBITED. ANY ATTEMPT TO REUSE OR REUSE ON ANOTHER PROJECT IN NOT ACCEPTABLE TO THE UNDERSIGNED AND IS A VIOLATION OF THE LAW.

CONSULTANTS

Walmart
ALBUQUERQUE, NM
STORE NO.: 0835 | 192 NON SC
JOB NUMBER: 19208.021 | PROTO:

ISSUE BLOCK

CHECKED BY:	GG
DRAWN BY:	LS
PROTO CYCLE:	12/20/19
DOCUMENT DATE:	01/20/20

STATE OF NEW MEXICO
BRUCE M. BARSON
REGISTERED ARCHITECT
01/20/20

I HEREBY CERTIFY THAT THE PORTION OF THIS TECHNICAL SUBMISSION DESCRIBED BELOW WAS PREPARED BY ME OR UNDER MY DIRECT SUPERVISION AND RESPONSIBLE CHARGE. I AM A DULY REGISTERED ARCHITECT UNDER THE LAWS OF THE STATE OF NEW MEXICO

SIGNATURE

01/20/20
DATE ISSUED

REG. NO.

SITE PLAN

SHEET:
SP1.1

1/20/2020 2:32:12 PM
C:\Users\lsmith.CORE-ENG\Documents\00835_Albuquerque_NM_192NP_L_ARCH_V18_lsmithWMAXER.rvt

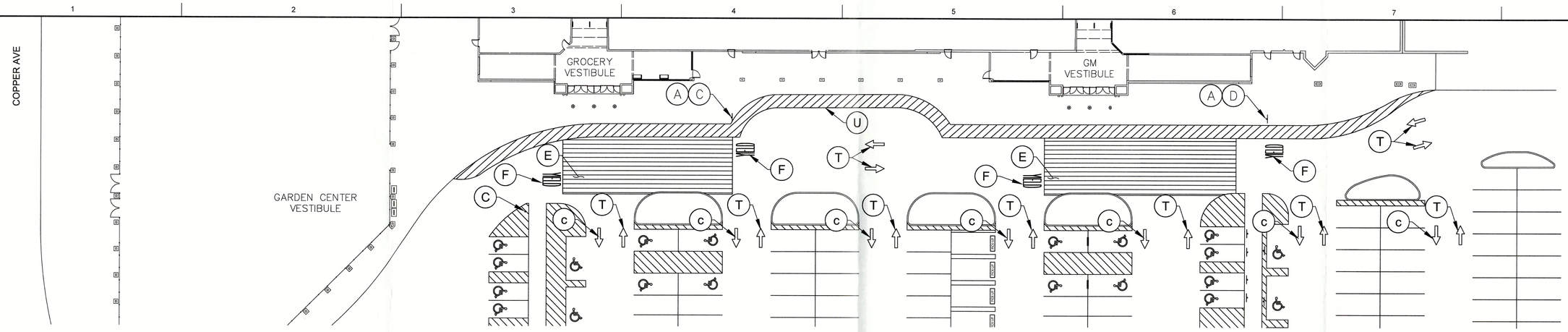

DEMOLITION PLAN

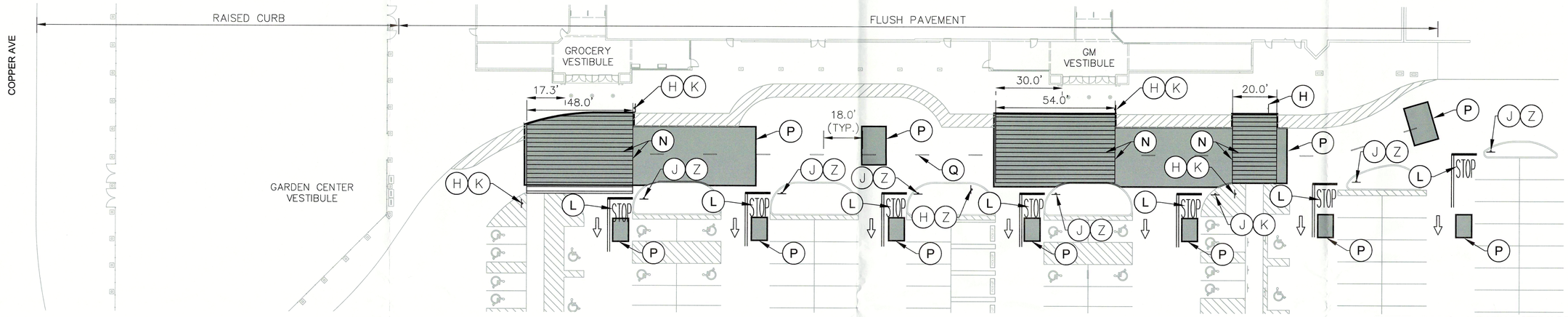

SITE CONSTRUCTION PLAN

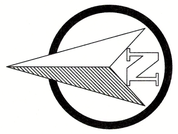

GRAPHIC SCALE

(IN FEET)
1 inch = 20 ft.

NOTES TO CONTRACTOR:

1. REFERENCE SITE CONSTRUCTION PLAN FOR SITE SPECIFIC DIMENSIONS OF CROSSWALK STRIPING AND LOCATION OF SIGNAGE.
2. PROVIDE A COMPREHENSIVE CONSTRUCTION PHASING PLAN FOR THIS WORK TO THE STORE MANAGER 7 DAYS PRIOR TO STARTING ANY WORK. IT IS TO PROVIDE FOR DATES, TIMES AND DURATION OF LANE CLOSURES, TEMPORARY VEHICLE AND PEDESTRIAN TRAFFIC CONTROL.
3. ALL EXISTING STRIPING AND PAVEMENT MARKINGS OR TEXT ALONG THE BFR (BUILDING FRONTAGE ROAD) SHALL BE REMOVED. GRIND OUT ANY DIRECTIONAL ARROWS OR STOP BARS/TEXT THAT ARE NOT CORRECTLY LOCATED OR INCONSISTENT WITH THE DETAILS PROVIDED. APPLY SEAL COAT TO THE COMPLETE EXTENT THAT THE STRIPING OR TEXT HAS BEEN REMOVED IN A SINGLE COMPLETE RECTANGLE TO COVER ALL REMOVED STRIPING (DO NOT APPLY SEAL COAT OVER EXISTING STRIPING OR CONCRETE). INSTALL NEW STRIPING AND SIGNAGE AS SHOWN ON THE SITE CONSTRUCTION PLAN.
4. ALL SIGNS LOCATED ON THE BUILDING SIDE OF THE BFR SHALL BE INSTALLED ON A SINGLE POST WITH BOLLARD.
5. EXISTING R1-5B SIGNS THAT MEET CURRENT DESIGN GUIDELINES SHALL BE RE-USED WHERE SIGN POSTS ARE TO BE REMOVED.
6. ALL PROPOSED SIGNAGE ALONG THE BFR IS TO BE MOUNTED ON SEPARATE SIGN POST AND BASE. IF NEW SIGN POST AND BASE IS PROPOSED, CONTRACTOR TO REFER TO DETAILS FOR EXACT LOCATION.

SITE AND DEMOLITION LEGEND

REFERENCE DETAIL SHEET

- (A) EXISTING PEDESTRIAN CROSSING SIGN TO BE REMOVED.
- (B) EXISTING STOP SIGN TO BE REMOVED.
- (C) EXISTING SIGN POST TO BE REMOVED.
- (D) EXISTING SIGN POST AND BASE TO REMAIN. EXISTING BOLLARD AND SIGN POST TO BE REPAINTED.
- (E) EXISTING CROSSWALK STRIPING TO BE REMOVED.
- (F) EXISTING YIELD PAVEMENT MARKING TO BE REMOVED.
- (G) EXISTING CENTERLINE STRIPING TO REMAIN.
- (H) NEW "STOP HERE FOR PEDESTRIANS" SIGN.
- (J) NEW 30"X30" STOP SIGN.
- (K) NEW SIGN MOUNTING AND BASE WITH BOLLARD.
- (L) NEW STOP TEXT AND STOP BAR.
- (M) 4" WIDE PAINTED YELLOW STRIPES AT 45° @ 2'-0" O.C.
- (N) NEW CROSSWALK MARKINGS - 6" WIDE PAINTED WHITE STRIPING PARALLEL TO DIRECTION OF TRAFFIC AT 2'-0" O.C. AND (1)-8" WHITE STRIPE PERPENDICULAR ON BOTH ENDS UNLESS NOTED OTHERWISE. SEE SITE PLAN FOR DIMENSIONS. ENTIRE CROSSWALK SHALL BE RE-STRIPED.
- (P) LIMITS OF SEAL COAT. APPLY SEAL COAT OVER WHERE STRIPING AND PAVEMENT MARKINGS WERE REMOVED AND WHERE NEW STRIPING AND PAVEMENT MARKINGS WILL BE APPLIED. APPLY NEW STRIPING AND PAVEMENT MARKINGS OVER SEAL COAT.
- (Q) 4" WIDE PAINTED YELLOW STRIPES - 6' LONG WITH 18' GAPS.
- (R) EXISTING STOP BAR AND STOP TEXT PAVEMENT MARKINGS TO BE REMOVED.
- (S) NEW OPEN ARROW PAVEMENT MARKINGS.
- (T) EXISTING ARROW PAVEMENT MARKINGS TO BE REMOVED.
- (U) FIRE LANE STRIPING.
- (V) 4" WIDE DOUBLE SOLID YELLOW STRIPE.
- (W) EXISTING STOP SIGN TO REMAIN.
- (X) EXISTING STOP SIGN TO BE RAISED TO MATCH CURRENT DETAILS/GUIDELINES.
- (Y) NEW SOLID ARROW PAVEMENT MARKING TO MATCH CURRENT DETAILS.
- (Z) NEW SIGN MOUNTING AND BASE WITH BREAK AWAY POST.
- (a) EXISTING "STOP HERE FOR PEDESTRIANS" SIGN TO REMAIN.
- (b) EXISTING CROSSWALK MARKINGS TO REMAIN AND BE REFRESHED.
- (c) EXISTING OPEN ARROW PAVEMENT MARKING TO BE REVISED/REFRESHED TO MATCH CURRENT DETAILS.
- (d) EXISTING STOP PAVEMENT MARKINGS TO BE REVISED/REFRESHED TO MATCH CURRENT DETAILS.
- (e) PROPOSED PEDESTRIAN CROSSING SIGN TO BE RAISED TO MATCH CURRENT DETAILS/GUIDELINES.
- (f) NEW 36"X36" STOP SIGN.

DEMOLITION AND SITE CONSTRUCTION PLAN

Kimley»Horn
13455 NOEL ROAD, TWO OFFICE GALLERIA OFFICE TOWER, SUITE 700
DALLAS, TX 75240
PHONE: 972-335-3580 FAX: 972-335-3779
WWW.KIMLEY-HORN.COM
TEXAS REGISTERED ENGINEERING FIRM F-928

LAUREN A. MUELLER
NEW MEXICO
24254
PROFESSIONAL ENGINEER
11/12/19

STORE #0835-236
SUPERCENTER
400 EUBANK BLVD NE,
ALBUQUERQUE, NM 87123

Walmart

Scale	AS SHOWN
Designed by	JCG
Drawn by	JCG
Checked by	HCL
Date	11/20/2019
Project No.	063362918

SHEET

SECP-1

COLOR LEGEND

P5E	SAFETY YELLOW
P21E	SAFETY RED
P36E	BLACK
P49E	DARK GRAY
P76U	WALMART BLUE (URETHANE-LIKE)
P81E	BLACK
P126U	PICKUP ORANGE (URETHANE-LIKE)
P134E	LIGHT GRAY
P135E	MEDIUM GRAY
P140E	WHITE

DEMOLITION NOTES

1. REMOVE ALL UNLIT EXTERIOR STUD MOUNTED BUILDING SIGNS.
2. REMOVAL OF LIT ID/LOGO SIGNS SHALL BE BY OTHERS.
3. REMOVAL OF BUILDING MOUNTED ITEMS, SHOWN OR NOTED TO BE DEMOLISHED OR AS REQUIRED BY SCOPE OF WORK, SHALL OCCUR PRIOR TO PAINTING BUILDING. COORDINATE DEMOLITION WORK SO EXTERIOR PAINTING WILL OCCUR PRIOR TO INSTALLATION OF BUILDING MOUNTED ITEMS.

SHEET NOTES

1. POWER WASH 100% OF EXTERIOR WALLS PRIOR TO PAINTING.
2. PATCH AND REPAIR EXTERIOR WALL SURFACES. DAMAGED OR EXPOSED DUE TO REMOVAL OF BUILDING MOUNTED ITEMS, TO MATCH ADJACENT AS REQUIRED.
3. REMOVE SEALANT AND BACKER MATERIAL FROM ALL BUILDING CONTROL JOINTS AND EXPANSION JOINTS. FILL AND SEAL JOINTS, REF SPEC 07900.
4. REFER TO DETAILS ON SHEET A2.1 FOR SUBSTRATE AND FINISH REQUIREMENTS AT LOCATIONS OF BUILDING MOUNTED SIGNS.
5. RESURFACE EXISTING EIFS WHERE SHOWN (HATCHED AREA).
6. PAINT EXTERIOR OF BUILDING AS SHOWN. PRIOR TO PAINTING WALL AT LOCATION(S) OF LIT ID/LOGO SIGN(S), COORDINATE SCOPE OF WORK WITH WALMART CM.
7. PAINT DOOR HOODS, HOLLOW METAL STEEL DOORS AND FRAMES, GUTTERS AND DOWNSPOUTS, EXPOSED METAL FLASHING, HANDRAILS, GAS LINES, AND EXPOSED MISCELLANEOUS STEEL TO MATCH ADJACENT BUILDING COLOR UNO
8. PAINT ALL GAS PIPES ON ROOF P5. EXTEND PAINTING OF GAS PIPE DOWN SIDE WALLS TO GRADE OR METER. DO NOT PAINT METER OR VALVES.
9. PAINT CANOPY STRUCTURAL STEEL AND FLASHING TO MATCH ADJACENT WALL.
10. PAINT JIB CRANE - P36E ON JIB BOOM, P5E ON HANDRAILS.
11. PAINT SPRINKLER VALVES P21E DO NOT PAINT OVER SIGHT GLASS OR FIRE ALARM BELL.
12. PAINT ALL EXTERIOR BOLLARDS TO MATCH EXISTING COLOR UNLESS NOTED TO RECEIVE PLASTIC BOLLARD SLEEVE.
13. DO NOT PAINT LED WALL PACK HOUSINGS.
14. PAINT GARDEN CENTER STEEL DOORS AND FRAMES P81E
15. REMOVE EFFLORESCENCE PRIOR TO REPAINTING.

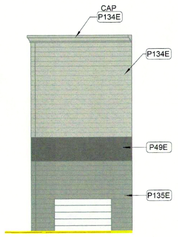

9 VESTIBULE SIDE
1/8" = 1'-0"

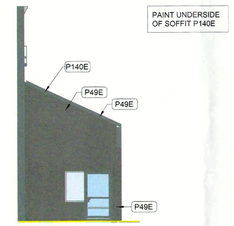

8 VESTIBULE SIDE ELEVATION
1/8" = 1'-0"

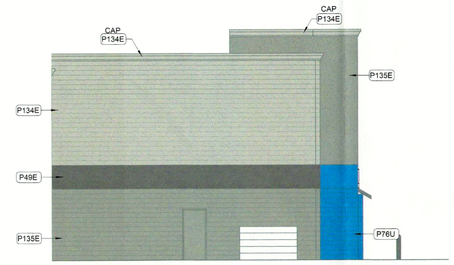

7 VESTIBULE ELEVATION
1/8" = 1'-0"

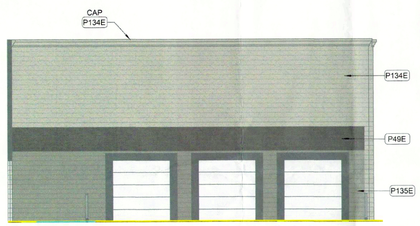

6 REAR ELEVATION 2
1/8" = 1'-0"

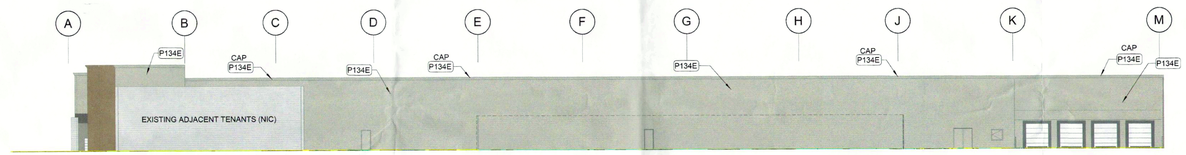

5 RIGHT ELEVATION
1" = 20'-0"

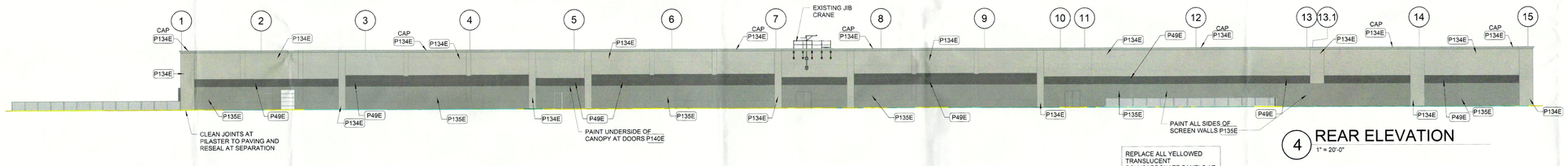

4 REAR ELEVATION
1" = 20'-0"

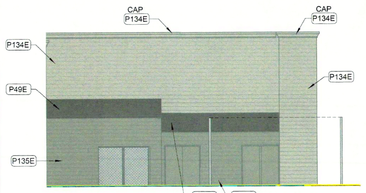

3 SEASONAL SHOP REAR ELEVATION
1" = 10'-0"

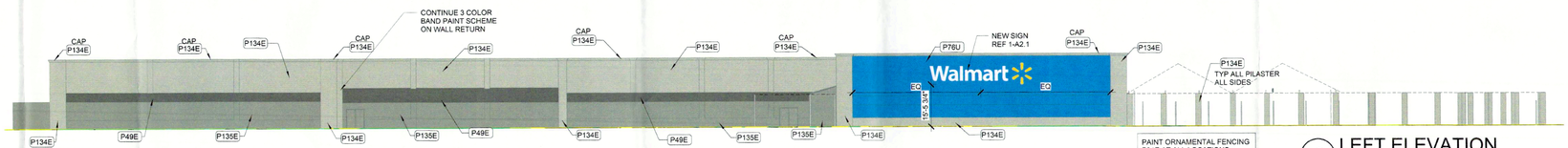

2 LEFT ELEVATION
1" = 20'-0"

1 FRONT ELEVATION
1" = 20'-0"

CORE STATES GROUP
1300 SUMMIT AVENUE, SUITE 300
FT. WORTH, TEXAS 76102
PHONE: (817)877-0044
FAX: (817)877-0048

STIPULATION FOR REUSE

THIS DRAWING WAS PREPARED FOR USE ON A SPECIFIC SITE AND MAY NOT BE SUITABLE FOR OTHER SITES OR FOR EXTENSIONS OF THIS SITE. ANY REUSE OF THIS DRAWING ON OTHER PROJECTS OR FOR A LATER TIME, OR ON OTHER SITES, WITHOUT THE ORIGINAL ARCHITECT'S WRITTEN CONSENT, IS PROHIBITED. ANY REUSE WITHOUT THE WRITTEN CONSENT OF THE ORIGINAL ARCHITECT IS AT THE USER'S SOLE RISK AND WITHOUT LIABILITY TO THE ARCHITECT. REUSE WITHOUT PROPER AUTHORIZATION IS PROHIBITED AND MAY BE CONTRARY TO LAW.

CONSULTANTS

Walmart

ALBUQUERQUE, NM

STORE NO: 0835

JOB NUMBER: 19008.021 | PROTO: 192 NCIN SC

ISSUE BLOCK

CHECKED BY:	GG
DRAWN BY:	LS
PROTO CYCLE:	12/20/19
DOCUMENT DATE:	01/20/20

STATE OF NEW MEXICO
BRUCE M. GARSON
REGISTERED ARCHITECT
01/20/20

I HEREBY CERTIFY THAT THE PORTION OF THIS TECHNICAL SUBMISSION DESCRIBED BELOW WAS PREPARED BY ME OR UNDER MY DIRECT SUPERVISION AND RESPONSIBLE CHARGE. I AM A DULY REGISTERED ARCHITECT UNDER THE LAWS OF THE STATE OF NEW MEXICO

SIGNATURE

01/20/20
DATE ISSUED

REG. NO.

EXTERIOR ELEVATIONS

SHEET: A2

C:\Users\lauren.sosa.ext\AppData\Local\Temp\acpublish_13280\ 1_ARCH_V18_brett0MAER.rvt

NEW SIGNAGE SCHEDULE

SIGNAGE	QTY	LIGHTED	COLOR	SIZE	AREA (SF)	TOTAL AREA (SF)
Lawn & Garden	1	N/A	WHITE	2'-0"	37.34	37.34
Home & Pharmacy	1	N/A	WHITE	2'-0"	60.74	60.74
Vision Center	1	N/A	WHITE	1'-0"	8.49	8.49
Walmart w/ Spark	2	INTERNAL	WHITE/YELLOW	5'-6"	299.04	598.08
Grocery	1	N/A	WHITE	2'-0"	26.27	26.27
						730.92
TOTAL BUILDING SIGNAGE						730.92

EXISTING SIGNAGE SCHEDULE

SIGNAGE	QTY	LIGHTED	COLOR	SIZE	AREA (SF)	TOTAL AREA (SF)
Pickup w/ Spark	1	INTERNAL	YELLOW/WHITE	2'-6"	65.43	65.43

SIGNAGE GENERAL NOTES

1. SIGNAGE FURNISHED BY WAL-MART AND INSTALLED BY OTHERS.
2. ALL EXISTING WALMART EXTERIOR SIGNAGE IS TO REMAIN IN PLACE ON THE BUILDING UNTIL THE EXTERIOR SIGN COMPANY IS ONSITE. THE EXTERIOR SIGN COMPANY WILL REMOVE EXISTING SIGNAGE AND INSTALL NEW SIGNAGE. ONCE NEW SIGNAGE IS INSTALLED, GENERAL CONTRACTOR WILL PERFORM PATCH, REPAIR, AND PAINTING WORK NOTED IN PLANS AFTER NEW SIGNAGE IS INSTALLED.
   A. FOR STORES THAT REQUIRE STRUCTURAL MODIFICATIONS OR REPAIRS FOR INSTALLATION OF NEW EXTERIOR SIGNAGE, A TEMPORARY BANNER WILL BE INSTALLED BY THE EXTERIOR SIGN COMPANY PRIOR TO REMOVAL OF EXISTING EXTERIOR SIGNAGE. BANNER WILL REMAIN IN PLACE UNTIL ALL MODIFICATIONS AND/OR REPAIRS HAVE BEEN COMPLETED AND NEW SIGNAGE IS INSTALLED. GC SHALL PRIORITIZE MODIFICATIONS/REPAIRS REQUIRED FOR INSTALLATION OF NEW EXTERIOR SIGNS WHILE EXTERIOR SIGN COMPANY IS ON SITE
   B. TEMPORARY BANNER WILL BE APPROXIMATELY 125 SF (5'X25').
   C. EXTERIOR SIGN WORK NEEDS TO BE SCHEDULED, COORDINATED, AND COMPLETED DURING WEEK 6 OF THE CONSTRUCTION SCHEDULE.
3. GENERAL CONTRACTOR RESPONSIBILITIES
   A. REMOVE EXISTING EXTERIOR BUILDING SIGNAGE AS NOTED ON SHEET A2. (LIGHTED ID/LOGO SIGNS WILL BE REMOVED BY OTHERS.)
   B. BY END OF FIRST WEEK OF CONSTRUCTION, REVIEW EXISTING CONSTRUCTION WHERE SIGN(S) WILL BE INSTALLED. IF EXISTING CONDITIONS DO NOT MATCH SIGN ATTACHMENT DETAILS SHOWN, REQUEST APPROVAL FROM CONSTRUCTION MANAGER TO SUBMIT RFI IN ACCORDANCE WITH SECTION 01255. NOTE DIFFERENCES IN CONSTRUCTION, INCLUDING DIMENSIONS, AND INCLUDE PHOTOGRAPHS FOR CLARIFICATION.
   C. PROVIDE SUBSTRATE SUITABLE FOR INSTALLATION OF SIGNAGE. REFER TO DETAILS ON SHEET A2.1. FOR LIGHTED ID/LOGO SIGNS COORDINATE TIMING OF WORK WITH WALMART SIGN CONTRACTOR.
   D. PROVIDE JUNCTION BOXES AND CIRCUITRY TO NEW "Walmart" and "spark" SIGNAGE. EXISTING (8) BOXES FROM "WAL=MART" SIGNAGE MAY BE REUSED.
   E. VERIFY VOLTAGE AT CIRCUITS FEEDING LIGHTED SIGNAGE. REFER TO ELECTRICAL.
   F. MAKE FINAL TERMINATIONS ON LIGHTED SIGNAGE
4. SIGNAGE CONTRACTOR RESPONSIBILITIES
   A. REMOVE ALL LIT SIGNS UNLESS NOTED OTHERWISE.
   B. FURNISH SPECIFIED CONDUIT FOR LIGHTED SIGNAGE.
   C. MAKE REQUIRED EXTERIOR WALL PENETRATIONS, INSTALL CONDUIT, AND SEAL PENETRATIONS PER SPECIFICATION SECTION 07900.
   D. INSTALL SIGNAGE PER DETAILS ON SHEET A2.1
5. NO MODIFICATIONS PROPOSED TO MULTI-TENANT PYLON SIGN.

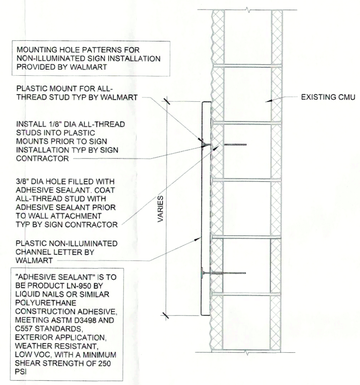

10 SIGN ATTACHMENT AT CMU WALL
1 1/2" = 1'-0"

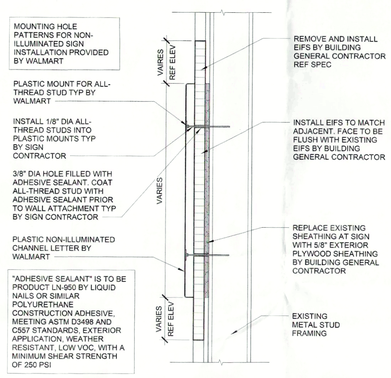

9 SIGN ATTACHMENT
1 1/2" = 1'-0"

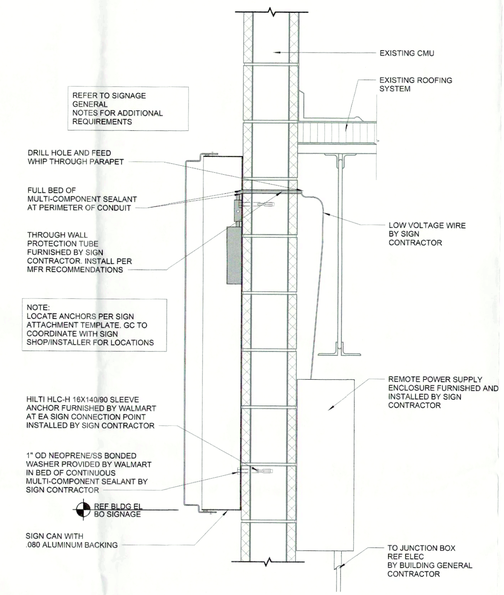

8 SIGN ATTACHMENT AT CMU WALL BELOW ROOF LINE
1 1/2" = 1'-0"

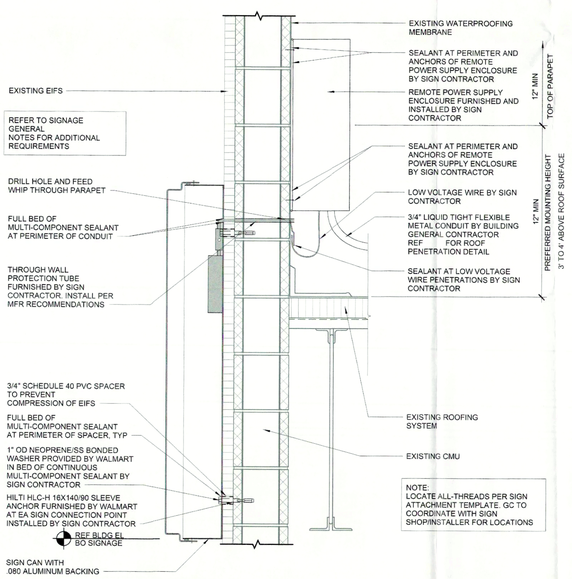

7 SIGN ATTACHMENT AT EIFS AND CMU ABOVE ROOF LINE
1 1/2" = 1'-0"

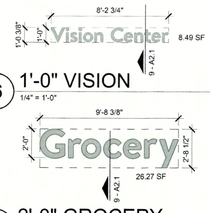

6 1'-0" VISION
1/4" = 1'-0"

5 2'-0" GROCERY
1/4" = 1'-0"

4 2'-0" LAWN & GARDEN
1/4" = 1'-0"

3 2'-0" HOME & PHARMACY
1/4" = 1'-0"

NOTE TO SIGN INSTALLER:
ALL PRIMARY MOUNTING HOLES MUST BE UTILIZED. IF MOUNTING THROUGH PRIMARY HOLE IS OBSTRUCTED BY REBAR, METAL STUDS, CHANNELS, OR OTHER MISC METAL, SEAL PRIMARY HOLE IN SIGN CAN AND MOUNT THROUGH THE NEAREST ALTERNATE MOUNTING HOLE. PRIMARY HOLES ARE INDICATED WITH PREDRILLED HOLES THROUGH WASHERS. ALTERNATE HOLES ARE INDICATED WITH WASHERS ONLY OR ARE OTHERWISE MARKED.

NOTE:
ALL SIGN PENETRATIONS ABOVE ROOF LEVEL MUST BE A CLEAR MINIMUM OF 8" ABOVE DECK

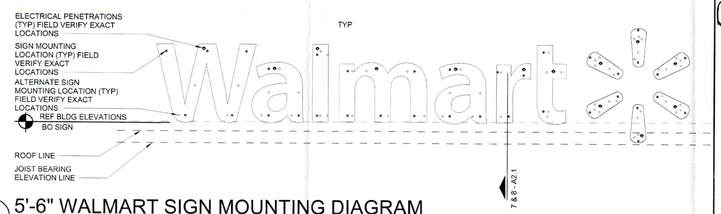

2 5'-6" WALMART SIGN MOUNTING DIAGRAM
1/4" = 1'-0"



1 5'-6" WALMART SIGN
1/4" = 1'-0"

CORE STATES GROUP
1300 SUMMIT AVENUE, SUITE 300
FT. WORTH, TX 76102-4417
PHONE: (817) 877-0144
FAX: (817) 877-0418

STIPULATION FOR REUSE
THIS DRAWING WAS PREPARED FOR USE IN CONNECTION WITH CONTEMPORARY WORK ONLY WITH ITS ISSUE DATE. THIS DRAWING IS NOT SUITABLE FOR USE ON A DIFFERENT PROJECT OR FOR ANY PURPOSE OTHER THAN THE ORIGINAL PROJECT. REUSE OF THIS DRAWING IN WHOLE OR IN PART, FOR ANY PURPOSE OTHER THAN THE ORIGINAL PROJECT, WITHOUT WRITTEN AUTHORIZATION BY CORE STATES GROUP IS NOT LEGAL AND IS A VIOLATION OF THE LAW.

CONSULTANTS

Walmart
ALBUQUERQUE, NM
STORE NO: 0835
JOB NUMBER: 19208.001 PROTO: 152 NON SC

ISSUE BLOCK

CHECKED BY:	GG
DRAWN BY:	LS
PROTO CYCLE:	11/29/19
DOCUMENT DATE:	01/20/20

STATE OF NEW MEXICO
BRUCE M. GABRSON
REGISTERED ARCHITECT
01/20/20

I HEREBY CERTIFY THAT THE PORTION OF THIS TECHNICAL SUBMISSION DESCRIBED BELOW WAS PREPARED BY ME OR UNDER MY DIRECT SUPERVISION AND RESPONSIBLE CHARGE. I AM A DULY REGISTERED ARCHITECT UNDER THE LAWS OF THE STATE OF NEW MEXICO

SIGNATURE
01/20/20
DATE ISSUED
REG. NO.

EXTERIOR DETAILS AND SIGNAGE

SHEET: A2.1

1/20/2020 3:26:26 PM
C:\Users\lsmith.CORE.ENG\Documents\0835_Albuquerque_NM_152NP_J_ARCH_V18_lsmith\WMA0835.rvt

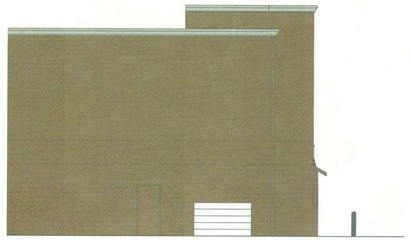

5 FRONT ELEVATION 2
1/8" = 1'-0"



6 REAR ELEVATION 2
1/8" = 1'-0"



7 SEASONAL SHOP REAR ELEVATION
1" = 10'-0"



8 VESTIUBLE SIDE ELEVATION
1/8" = 1'-0"

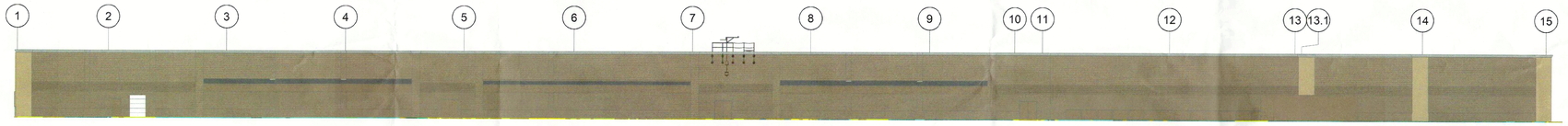

4 REAR ELEVATION
1" = 20'-0"



3 RIGHT ELEVATION
1" = 20'-0"



2 LEFT ELEVATION
1" = 20'-0"

1 FRONT ELEVATION EXISTING
1" = 20'-0"

CORE STATES GROUP
1300 SUMMIT AVENUE, SUITE 300
FT. WORTH, TX 76102-4417
PHONE: (817) 877-0418
FAX: (817) 877-0418

STIPULATION FOR REUSE

THIS DRAWING WAS PREPARED FOR USE IN CONNECTION WITH THE CONTEMPORANEOUS PROJECT SPECIFIED. IT WAS NOT PREPARED FOR SUITABLE FOR USE ON A DIFFERENT PROJECT OR FOR ANY OTHER PURPOSE. USE OF THIS DRAWING FOR REFERENCE OR ANY OTHER PURPOSE BY ANYONE OTHER THAN THE PROJECT OWNER OR LICENSED ARCHITECTS AND ENGINEERS, WITHOUT THE WRITTEN CONSENT OF THE OWNER, IS PROHIBITED. ANY REUSE ON ANOTHER PROJECT IS NOT PERMITTED WITHOUT THE CONSENT OF THE OWNER AND WILL BE CONSIDERED THE LAW.

CONSULTANTS

Walmart
ALBUQUERQUE, NM
STORE NO. 0835
JOB NUMBER: 19208.021 | PROTO: 182 NON SC

ISSUE BLOCK

CHECKED BY:	GG
DRAWN BY:	LS
PROTO CYCLE:	12/20/19
DOCUMENT DATE:	01/20/20

STATE OF NEW MEXICO
BRUCE M. GARRISON
REGISTERED ARCHITECT
01/20/20

I HEREBY CERTIFY THAT THE PORTION OF THIS TECHNICAL SUBMISSION DESCRIBED BELOW WAS PREPARED BY ME OR UNDER MY DIRECT SUPERVISION AND RESPONSIBLE CHARGE. I AM A DULY REGISTERED ARCHITECT UNDER THE LAWS OF THE STATE OF NEW MEXICO

SIGNATURE

01/20/20
DATE ISSUED

REG. NO.

EXTERIOR ELEVATIONS - EXISTING CONDITION (FOR REFERENCE ONLY)

SHEET:
A2E

1/21/2020 8:35:08 PM
C:\Users\lsmith CORE ENG\Documents\0835_Albuquerque_NM_182NP_v_ARCH_V18_lsmith\WMA835.rvt