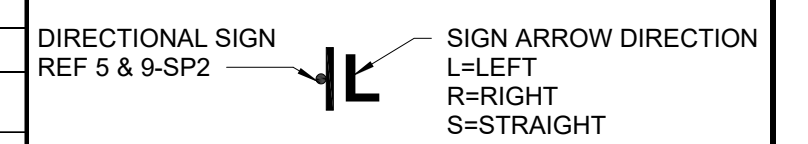


ARROW	NUMBER	MOUNTING TYPE
DIRECTIONAL RIGHT	3	POLE
DIRECTIONAL LEFT	2	POLE
DIRECTIONAL STRAIGHT	2	POLE

SIGNAGE LEGEND



SIGNAGE NOTES

1. REF SP2 FOR POLE DETAILS AND SIGNAGE DETAILS

CORE STATES
 1300 SUMMIT AVENUE, SUITE 300
 FT. WORTH, TX 76102-4417
 PHONE: 817.771.0418
 FAX: 817.771.0418

STIPULATION FOR REUSE
 THIS DRAWING WAS PREPARED FOR THE CONSTRUCTION OF THE PROJECT SHOWN HEREON. IT IS NOT TO BE REUSED FOR ANY OTHER PROJECT WITHOUT THE WRITTEN PERMISSION OF THE ARCHITECT. ANY REUSE OF THIS DRAWING FOR ANY OTHER PROJECT IS AT THE USER'S SOLE RISK AND WITHOUT LIABILITY TO THE ARCHITECT.

CONSULTANTS

Walmart
 ALBUQUERQUE, NM
 STORE NO. 0835
 192 MON SC
 19208 021 | PROJ. NO.

ISSUE BLOCK

NO.	DESCRIPTION	DATE
2	CCD1	03/27/20
5	CCD4	06/05/20

CHECKED BY: GG
 DRAWN BY: LS
 PHOTO CYCLE: 12/20/19
 DOCUMENT DATE: 03/27/20

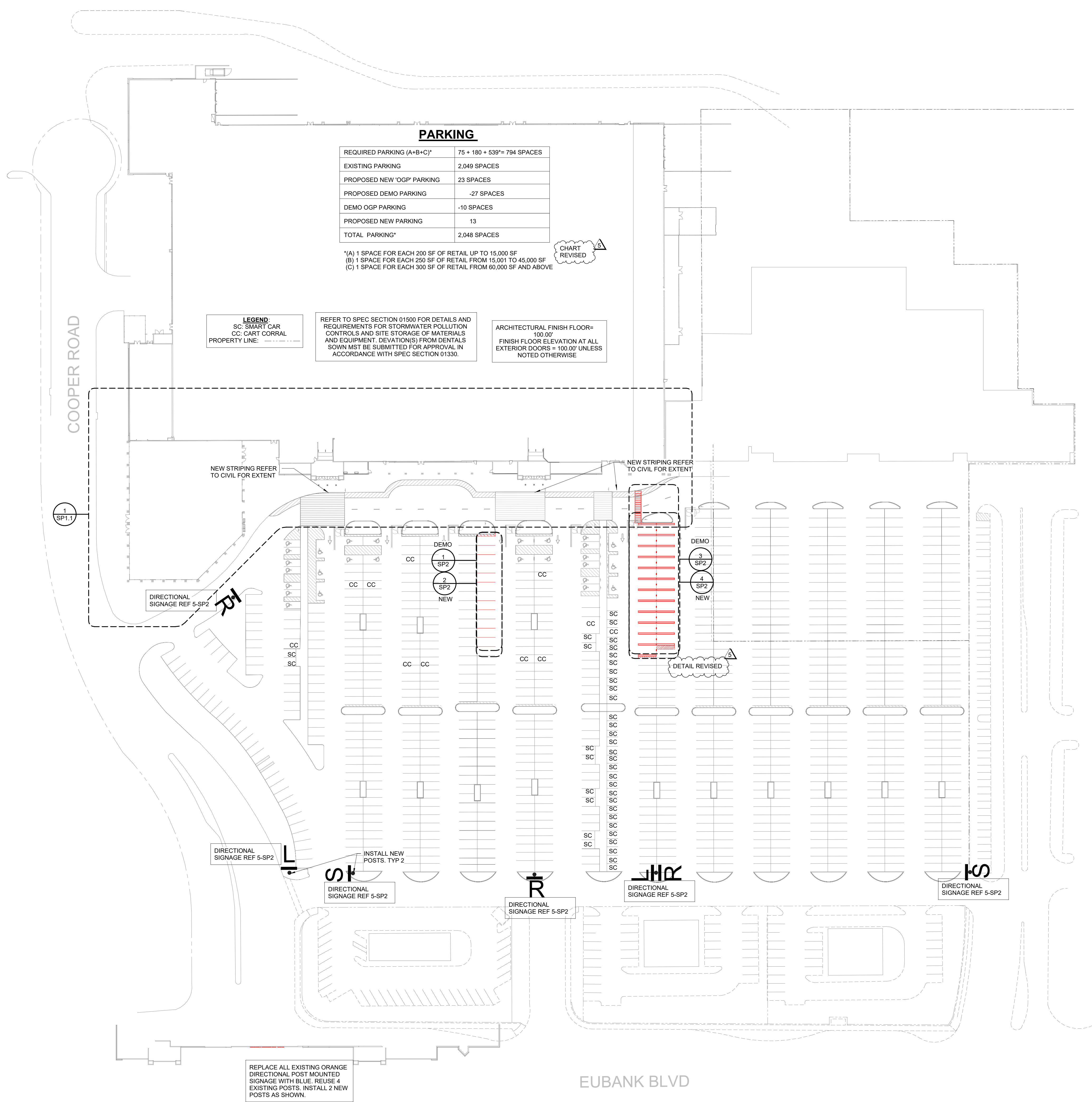
STATE OF NEW MEXICO
 BRUCE M. BRUNSON
 REGISTERED ARCHITECT
 03/27/20

I HEREBY CERTIFY THAT THE PORTION OF THIS TECHNICAL SUBMISSION DESCRIBED BELOW WAS PREPARED BY ME OR UNDER MY DIRECT SUPERVISION AND RESPONSIBLE CHARGE. I AM A DULY REGISTERED ARCHITECT UNDER THE LAWS OF THE STATE OF NEW MEXICO.

SIGNATURE
 03/27/20
 DATE ISSUED
 SHEET NAME
 REG. NO. REVISED

FULL SITE PLAN

SHEET:
SP1



PARKING


REQUIRED PARKING (A+B+C)*	75 + 180 + 539 = 794 SPACES
EXISTING PARKING	2,049 SPACES
PROPOSED NEW 'OGP' PARKING	23 SPACES
PROPOSED DEMO PARKING	-27 SPACES
DEMO OGP PARKING	-10 SPACES
PROPOSED NEW PARKING	13
TOTAL PARKING*	2,048 SPACES

* (A) 1 SPACE FOR EACH 200 SF OF RETAIL UP TO 15,000 SF
 (B) 1 SPACE FOR EACH 250 SF OF RETAIL FROM 15,001 TO 45,000 SF
 (C) 1 SPACE FOR EACH 300 SF OF RETAIL FROM 60,000 SF AND ABOVE

LEGEND:
 SC: SMART CAR
 CC: CART CORRAL
 PROPERTY LINE

REFER TO SPEC SECTION 01500 FOR DETAILS AND REQUIREMENTS FOR STORMWATER POLLUTION CONTROLS AND SITE STORAGE OF MATERIALS AND EQUIPMENT. DEVIATION(S) FROM DENTALS SHOWN MUST BE SUBMITTED FOR APPROVAL IN ACCORDANCE WITH SPEC SECTION 01330.

ARCHITECTURAL FINISH FLOOR= 100.00'
 FINISH FLOOR ELEVATION AT ALL EXTERIOR DOORS = 100.00' UNLESS NOTED OTHERWISE



DETAIL HAS BEEN REVISED

1 SITE PLAN
 1" = 50'-0"

