


- GENERAL NOTES**
- ALL NEW CURB CUTS SHALL BE PER C.O.A. STANDARD DRAWING 2415A.
 - ALL COMPACT PARKING SPACES SHALL BE MARKED AND SIGNED.
 - ALL CROSSWALKS WILL CONSIST OF PAINTED STRIPING ON ASPHALT.
 - ALL NEW RAMPS SHALL BE PER C.O.A. STANDARD DRAWING 2440/2441
 - LANDSCAPING AND SIGNAGE WILL NOT INTERFERE WITH CLEAR SIGHT REQUIREMENTS.

- CHANGES FROM ORIGINAL SP**
- REMOVAL OF EXISTING MEDIAN.
 - NEW LANDSCAPED AREA.
 - NEW PARKING SPACES.

- KEY NOTES**
- 6'-0" HIGH CMU SITE WALL PER SPECIFICATIONS AND DETAIL 3 / A-501.
 - EXISTING 6'-0" HIGH CHAIN LINK FENCE.
 - EXISTING 6'-0" CMU WALL TO REMAIN. INSTALL NEW PARALLEL RETAINING WALL PER CIVIL.
 - EXISTING 4'-0" CONCRETE SIDEWALK, 3'-0" PLANTER, AND 6" CURB.
 - PATTERN INDICATES FUTURE LANDSCAPE AREA.
 - LOCATION OF EXISTING RESIDENCES.
 - NEW 16'-0" SITE LIGHTING PER ELECTRICAL.
 - NEW 20'-0" SITE LIGHTING PER ELECTRICAL.
 - PROVIDE 11 UNIT BIKE RACK PER DETAIL 4 / A-501 AND SPECIFICATIONS.
 - PROVIDE 12'-0" W X 4'-0" H MONUMENT SIGN PER DETAIL 5 / A-501.
 - ALTERNATE #1: THESE DASHED LINES INDICATE PROPOSED SPLIT-UNIT CONFIGURATION.
 - LOCATION OF NEW FIRE HYDRANT. REFER TO CIVIL AND PLUMBING PLANS.
 - PROVIDE NEW ENTRANCE / EXIT SIGN FOR ONE-WAY SERVICE LANE PER CIVIL.
 - PROVIDE NEW STOP SIGN PER CIVIL.
 - INSTALL NEW TR-1 SITE-MOUNTED WASTE RECEPTACLE BY FAIRWEATHER SITE FURNISHINGS. REFER TO SPECIFICATIONS - 6 TOTAL.
 - 5'-0" LONG 1" x 2" EMBEDDED BENCH BY FAIRWEATHER SITE FURNISHINGS. REFER TO SPECIFICATIONS.
 - APPROXIMATE LOCATION OF MECHANICAL EQUIPMENT TO BE SCREENED BY PARAPET.
 - NEW ACCESSIBLE CONCRETE RAMP, 1:50 MAXIMUM SLOPE. REFER TO CIVIL.
 - HANDICAPPED RAMP WITH TRUNCATED DOMES. REFER TO CIVIL.
 - PROVIDE 2-HOUR FIRE BARRIER WALL PER 'WALL TYPES LEGEND', A-001.
 - PROVIDE FIRE SEPARATION WALL PER STRUCTURAL AND 4 / A-302.
 - INSTALL NEW 6" O.D. CONCRETE-FILLED, STAINLESS STEEL PIPE BOLLARD WITH PAINTED FINISH 4'-0" ABOVE SLAB. PROVIDE SIX 1/2" DIAMETER, 3" LONG HEADED ANCHOR STUDS. EMBED IN CONCRETE FOOTING. PAINT COLOR TO MATCH COPING. REFER TO SPECIFICATIONS.
 - STEEL DOOR HAIRPIN. REFER TO DETAIL 6 / A-501.
 - LOCATION FOR HIGH SECURITY CLUSTER MAILBOX UNITS. REFER TO SPECIFICATIONS.
 - PROVIDE PAINTED MARKING FOR ACCESSIBLE PARKING ON PAVEMENT, TYPICAL.
 - PROVIDE H.C. VAN ACCESSIBLE PARKING SIGN IN THIS LOCATION PER CIVIL.



1 SITE PLAN FOR ADMIN. AMENDMENT
1" = 20'

ACG ENGINEERING CONSTRUCTION
ACG Engineering and Construction Management, LLC
1625 Gold Ave SE
Albuquerque, New Mexico 87106
(505) 379-3671
acgengineering@gmail.com

HANOVER STUDIOS
6500 HANOVER RD NW
ALBUQUERQUE, NM 87121

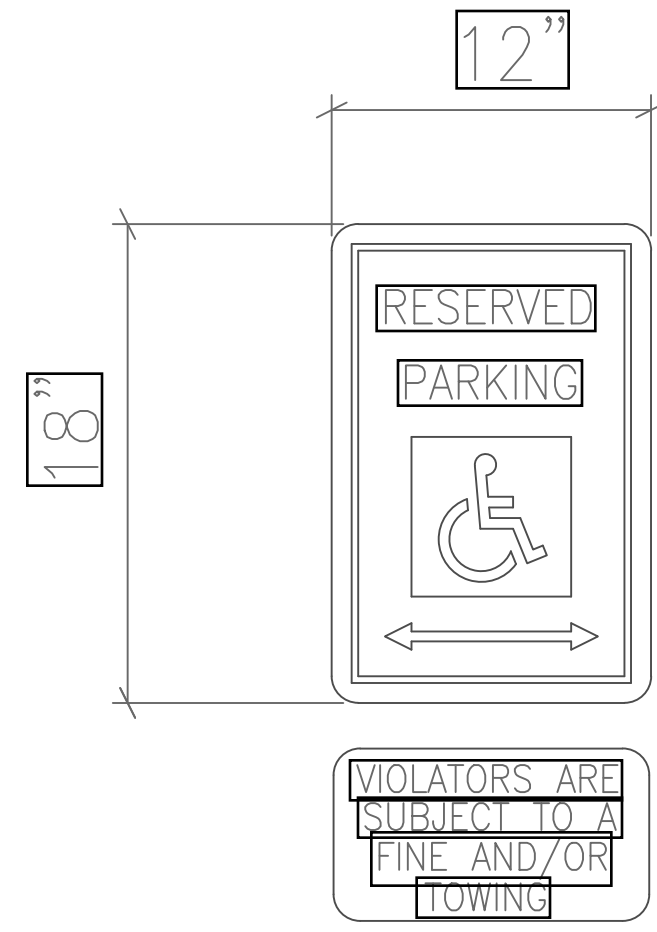
STAMP

PROJECT NO.
HANOVER-2021-01

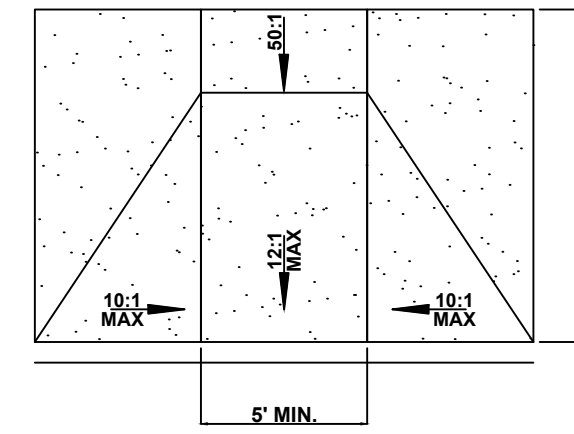
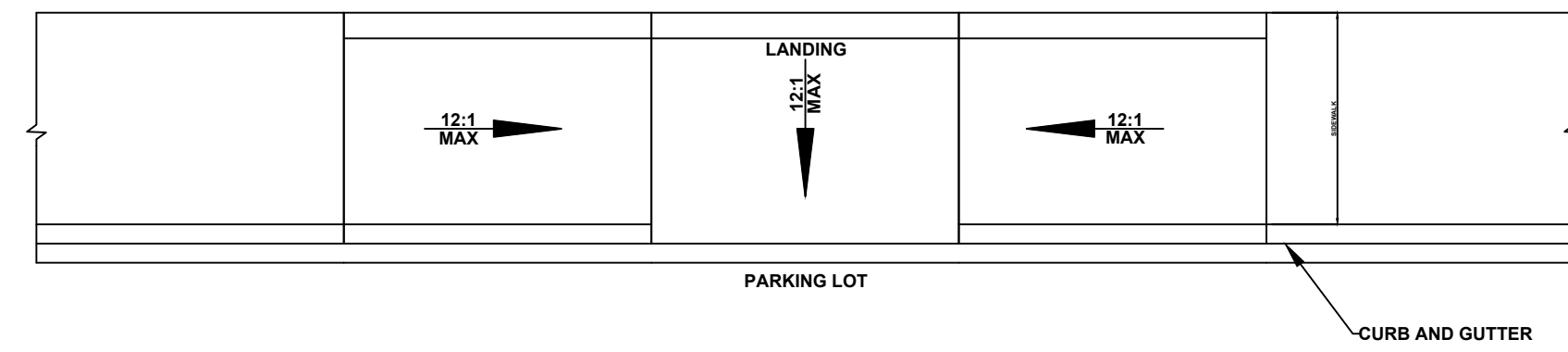
| | | |
|------------|-----------------------|----------|
| DRAWN BY | DATE | |
| ANT | 02-28-22 | |
| NO. | REVISION / SUBMISSION | DATE |
| 1 | ANT | 03-31-22 |

SHEET TITLE
SITE PLAN FOR ADMINISTRATIVE AMENDMENT

SHEET NO.
A-101



A1 ADA PARKING SIGN DETAIL
NTS



A2 RAMP DETAIL
NTS

GENERAL NOTES

- A. ALL NEW CURB CUTS SHALL BE PER C.O.A. STANDARD DRAWING 2415A.
- B. ALL COMPACT PARKING SPACES SHALL BE MARKED AND SIGNED.
- C. ALL CROSSWALKS WILL CONSIST OF PAINTED STRIPING ON ASPHALT.

CHANGES FROM ORIGINAL SP

- 1. NEW 6'-0" HIGH PRIVACY WALL WITH COLORED BLOCK.
- 2. NEW VEHICLE ACCESS GATE.
- 3. NEW PEDESTRIAN GATE.
- 4. NEW STOP SIGN PER COA STANDARD XX
- 5. REMOVAL OF EXISTING MEDIAN.
- 6. NEW LANDSCAPED AREA.
- 7. NEW PARKING SPACES.

KEY NOTES

- 1. 6'-0" HIGH CMU SITE WALL PER SPECIFICATIONS AND DETAIL 3 / A-501.
- 2. EXISTING 6'-0" HIGH CHAIN LINK FENCE.
- 3. EXISTING 6'-0" CMU WALL TO REMAIN. INSTALL NEW PARALLEL RETAINING WALL PER CIVIL.
- 4. EXISTING 4'-0" CONCRETE SIDEWALK, 3'-0" PLANTER, AND 6" CURB.
- 5. PATTERN INDICATES FUTURE LANDSCAPE AREA.
- 6. LOCATION OF EXISTING RESIDENCES.
- 7. NEW 16'-0"H SITE LIGHTING PER ELECTRICAL.
- 8. NEW 20'-0"H SITE LIGHTING PER ELECTRICAL.
- 9. PROVIDE 11 UNIT BIKE RACK PER DETAIL 4 / A-501 AND SPECIFICATIONS.
- 10. PROVIDE 12'-0"W X 4'-0"H MONUMENT SIGN PER DETAIL 5 / A-501.
- 11. **ALTERNATE #1:** THESE DASHED LINES INDICATE PROPOSED SPLIT-UNIT CONFIGURATION.
- 12. LOCATION OF NEW FIRE HYDRANT. REFER TO CIVIL AND PLUMBING PLANS.
- 13. PROVIDE NEW ENTRANCE / EXIT SIGN FOR ONE-WAY SERVICE LANE PER CIVIL.
- 14. PROVIDE NEW STOP SIGN PER CIVIL.
- 15. INSTALL NEW 'TR-1' SITE-MOUNTED WASTE RECEPTACLE BY FAIRWEATHER SITE FURNISHINGS. REFER TO SPECIFICATIONS - 6 TOTAL.
- 16. 5'-0" LONG 'UT-2' EMBEDDED BENCH BY FAIRWEATHER SITE FURNISHINGS. REFER TO SPECIFICATIONS.
- 17. APPROXIMATE LOCATION OF MECHANICAL EQUIPMENT TO BE SCREENED BY PARAPET.
- 18. NEW ACCESSIBLE CONCRETE RAMP, 1:50 MAXIMUM SLOPE. REFER TO CIVIL.
- 19. HANDICAPPED RAMP WITH TRUNCATED DOMES. REFER TO CIVIL.
- 20. PROVIDE 2-HOUR FIRE BARRIER WALL PER 'WALL TYPES LEGEND', A-001.
- 21. PROVIDE FIRE SEPARATION WALL PER STRUCTURAL AND 4 / A-302.
- 22. INSTALL NEW 6" O.D. CONCRETE-FILLED, STAINLESS STEEL PIPE BOLLARD WITH PAINTED FINISH 4'-0" ABOVE SLAB. PROVIDE SIX 1/2" DIAMETER, 3" LONG HEADED ANCHOR STUDS. EMBED IN CONCRETE FOOTING. PAINT COLOR TO MATCH COPING. REFER TO SPECIFICATIONS.
- 23. STEEL DOOR HAIRPIN. REFER TO DETAIL 6 / A-501.
- 24. LOCATION FOR HIGH SECURITY CLUSTER MAILBOX UNITS. REFER TO SPECIFICATIONS.
- 25. PROVIDE PAINTED MARKING FOR ACCESSIBLE PARKING ON PAVEMENT. TYPICAL.
- 26. PROVIDE H.C. VAN ACCESSIBLE PARKING SIGN IN THIS LOCATION PER CIVIL.



HANOVER STUDIOS
6500 HANOVER RD NW
ALBUQUERQUE, NM 87121

STAMP

PROJECT NO.
HANOVER-2021-01

| | |
|------------|----------|
| DRAWN BY | DATE |
| ANT | 02-28-22 |

| NO. | REVISION / SUBMISSION | DATE |
|-----|-----------------------|------|
| | | |
| | | |
| | | |

SHEET TITLE
 SITE PLAN
 DETAILS

SHEET NO.
A-102