

THIS SITE IS LOCATED IN A REGION WHERE LIGHTING IS REGULATED BY LOCAL ORDINANCES

NOTE:
 - AREA LIGHTS ON NEW 15 FT. POLES MOUNTED ON 3 FT. CONCRETE BASES
 - FOOTCANDLE LEVELS CALCULATED AT GRADE USING INITIAL LUMEN VALUES UNLESS NOTED OTHERWISE.

CALCULATION SUMMARY

LABEL	AVG	MAX	MIN	AVG/MIN	MAX/MIN
PAVED AREA	6.47	29.6	0.6	10.78	49.33
PROPERTY LINE	0.37	0.8	0.0	N.A.	N.A.
UNDEFINED	1.16	24.6	0.0	N.A.	N.A.
UNDER CANOPY	61.07	75	40	1.53	1.88

LUMINAIRE LOCATION SUMMARY

LUM NO.	LABEL	MTG. HT.
1-3	A2B1	18
4	A2B2	18
5-7	A3B	18
8-9	A3B2	18
10	A4B3	18
11-38	CAN	15.5
39-49	L1	12
50-52	L2	12
53	L3	12
54-66	SF	22
67-81	SF	20.5
82-102	SF	18.5
103-105	SF02	22
106-109	SF02	20.5
110-113	SF02	18.5
114	SF04	22
115-133	SF04	20.5
134-139	SF04	18.5
140-144	SF12	22
145-146	SF12	20.5
147-167	SF12	18.5
168-172	WP1	14.5
173	WP2	14.5
174-175	WP3	14.5
176	WP4	14.5

LUMINAIRE SCHEDULE

SYMBOL	QTY	LABEL	ARRANGEMENT	LUMENS	LLF	DIMMING LUMEN MULTIPLIER	BUG RATING	WATTS/LUMINAIRE	TOTAL WATTS	MANUFACTURER	CATALOG LOGIC
[Symbol]	3	A2B1	Single	4900	1.030	0.200	B0-U0-G1	7.7	23.1	Lithonia Lighting	RSX1 LED P1 30K R2 MVOLT SPA HS FAO (SW. POS. 1)
[Symbol]	1	A2B2	Back-Back	4900	1.030	0.200	B0-U0-G1	7.7	15.4	Lithonia Lighting	RSX1 LED P1 30K R2 MVOLT SPA HS FAO (SW. POS. 1)
[Symbol]	3	A3B	Single	10988	1.030	1.000	B1-U0-G2	114.07	342.21	Lithonia Lighting	RSX2 LED P2 30K R3 MVOLT SPA HS FAO
[Symbol]	2	A3B2	Single	10988	1.030	0.360	B1-U0-G2	33.08	66.16	Lithonia Lighting	RSX2 LED P2 30K R3 MVOLT SPA HS FAO (SW. POS. 2)
[Symbol]	1	A4B3	Single	10424	1.030	0.490	B1-U0-G2	46.7687	46.769	Lithonia Lighting	RSX2 LED P2 30K R4 MVOLT SPA HS FAO (SW. POS. 3)
[Symbol]	28	CAN	Single	17748	1.030	1.000	B3-U0-G1	106.9304	2994.051	Lithonia Lighting	RCNY LED ALO2 30K 80CRI SYMC MVOLT (SW. POS. 6)
[Symbol]	11	L1	SINGLE	2123	1.000	1.000	N.A.	24.85	273.35	Lithonia Lighting	LBR6 ALO2 (2000LM) SWWW1 (3000K) AR LSS MWD 90CRI
[Symbol]	3	L2	Single	4570	1.000	1.000	N.A.	54.9	164.7	P-LED	M-SX024-30 (15 FT)(SPECIAL ORDER)
[Symbol]	1	L3	Single	3656	1.000	1.000	N.A.	43.92	43.92	P-LED	M-SX024-30 (12 FT)(SPECIAL ORDER)
[Symbol]	49	SF	Single	110	1.000	1.000	N.A.	1.04	50.96	P-LED	PL-OP2-PD324-P-XW (30K)(SPECIAL ORDER)
[Symbol]	11	SF02	SF 2FT	110	1.000	1.000	N.A.	1.04	91.52	P-LED	PL-OP2-PD324-P-XW (30K)(SPECIAL ORDER)
[Symbol]	26	SF04	SF 4FT	110	1.000	1.000	N.A.	1.04	378.56	P-LED	PL-OP2-PD324-P-XW (30K)(SPECIAL ORDER)
[Symbol]	28	SF12	SF 12FT_1	110	1.000	1.000	N.A.	1.04	1281.28	P-LED	PL-OP2-PD324-P-XW (30K)(SPECIAL ORDER)
[Symbol]	5	WP1	Single	6259	1.030	1.000	B1-U0-G1	51.2609	256.304	Lithonia Lighting	ARC2 LED P5 30K MVOLT
[Symbol]	1	WP2	Single	3903	1.030	1.000	B1-U0-G1	29.4252	29.425	Lithonia Lighting	ARC2 LED P4 30K MVOLT
[Symbol]	2	WP3	Single	1502	1.030	1.000	B0-U0-G1	10.6112	21.222	Lithonia Lighting	ARC2 LED P1 30K MVOLT
[Symbol]	1	WP4	Single	1502	1.030	0.610	B0-U0-G1	5.73	5.73	Lithonia Lighting	ARC2 LED P1 30K MVOLT FAO (SW. POS. 4)

DISCLAIMER

ANY SITE PLAN(S), FLOOR PLAN(S), RENDERING(S), LIGHTING LAYOUT(S) AND PHOTOMETRIC PLAN(S) INCLUDING BUT NOT LIMITED TO ANY PROJECT(S) CREATED/PRODUCED BY RED LEONARD ASSOCIATES INC., ARE ONLY INTENDED FOR ILLUSTRATION AND QUOTING PURPOSES ONLY. RED LEONARD ASSOCIATES HAS THE RIGHT TO USE THIRD PARTY LASERS, SCANNERS, AND CAMERAS BUT ACTUAL PROJECT CONDITIONS, DIMENSIONS, AND ACCURACY OF MEASUREMENTS MAY DIFFER FROM THESE OR ANY PARAMETERS. RED LEONARD ASSOCIATES INC. ASSUMES NO LIABILITY FOR WHAT IS CREATED/PRODUCED IN THESE RECOGNATIONS. THIS INCLUDES BUT IS NOT LIMITED TO THE USE OF, INSTALLATION OF AND/OR INTEGRITY OF EXISTING BUILDING(S), SURROUNDING AREA FOR PRODUCT(S) SUCH AS EXISTING POLES(S), ANCHOR BOLTS(S), BASE(S), ARCHITECTURAL AND SIGNAGE STRUCTURE(S), LANDSCAPING PLAN(S), LIGHTING PLAN(S), FIXTURE SELECTION(S) AND PLACEMENT, MATERIAL(S), COLOR ACCURACY, TEXTURE(S), AND ANYTHING ATTRIBUTED TO PHOTO REALISM THAT IS CREATED. FURTHERMORE, RED LEONARD ASSOCIATES INC. DOES NOT ASSUME LIABILITY WHATSOEVER FOR ANY PURCHASES MADE BY CLIENT BEFORE, DURING, OR AT THE CONCLUSION OF THE PUBLISHED WORK. THE CUSTOMER, ITS RELATIVE AFFILIATES, AS WELL AS ANY OTHER PERSON(S) IN VIEWING OF THIS PRODUCT IS RESPONSIBLE FOR VERIFYING COMPLIANCE WITH ANY BUT NOT LIMITED TO ALL CODES, PERMITS, RESTRICTIONS, INSTRUCTIONS, PURCHASES, AND INSTALLATIONS OF OBJECTS VIEWED WITHIN THIS DOCUMENT(S) OR PROJECT(S). SYMBOLS ARE NOT DRAWN TO SCALE. SIZE IS FOR CLARITY PURPOSES ONLY. SIZES AND DIMENSIONS ARE APPROXIMATE. ACTUAL MEASUREMENTS MAY VARY. DRAWINGS ARE NOT INTENDED FOR ENGINEERING OR CONSTRUCTION USE. THIS DOCUMENT, ANY RED LEONARD DRAWING(S) OR PROJECT(S) IS NOT TO BE USED AND/OR INTENDED FOR ENGINEERING OR CONSTRUCTION PURPOSES, BUT FOR ILLUSTRATIVE PURPOSES ONLY. ANY LOCATIONS OF EMERGENCY LIGHTING SHOWN WERE PROVIDED BY OTHERS. RED LEONARD ASSOCIATES IS NOT RESPONSIBLE FOR INSUFFICIENT LIGHTING DURING AN EMERGENCY EVENT. ANY USE OF THIS DOCUMENTATION AND/OR OTHER ARTICLES PRODUCED BY RED LEONARD WITHOUT WRITTEN AUTHORIZATION FROM JAVINE J. LEONARD IS STRICTLY PROHIBITED.

REV.	BY	DATE	DESCRIPTION



AREA	QTY	LABEL	DESCRIPTION
AREA	3	A2B1	RSX1 LED P1 30K R2 RMVOLT SPA HS FAO (SW. POS. 1)
	1	A2B2	RSX1 LED P1 30K R2 RMVOLT SPA HS FAO (SW. POS. 1)



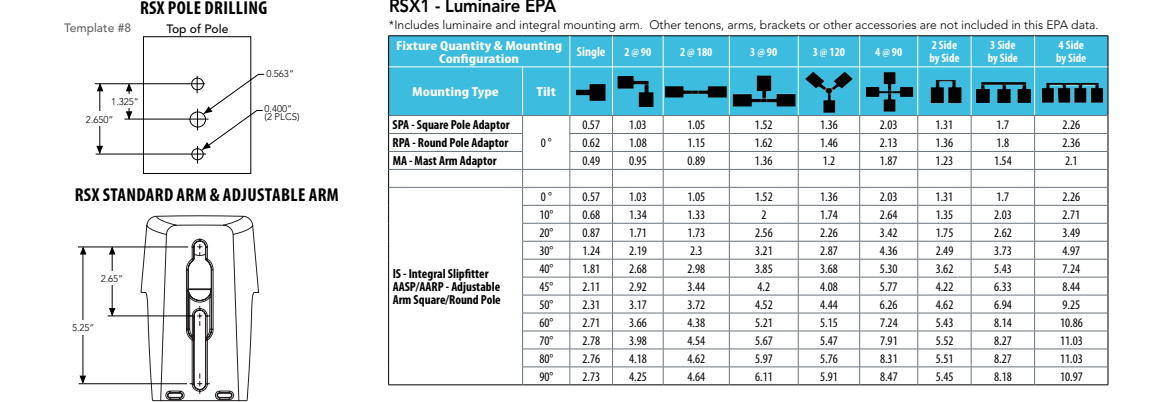
Specifications	Value
EPA (H90°)	0.57 Ft (0.05 m)
Length	21.8" (55.4 cm)
Width	13.3" (33.8 cm)
Height	3.0" (7.6 cm) Main Body 7.2" (18.3 cm) Arm
Weight (SPA mount)	22.0 lbs (10.0 kg)

Ordering Information	EXAMPLE: RSX1 LED P4 40K R3 RMVOLT SPA DBX3D
Series	RSX1 LED
Performance Package	P1
Color Temperature	3000K
Distribution	R2
Mounting	SPA
Finish	Black

Accessories	Value
RSX1-LED-001	House Side Shield
RSX1-LED-002	External Glass Shield
RSX1-LED-003	External 300 Full Visor

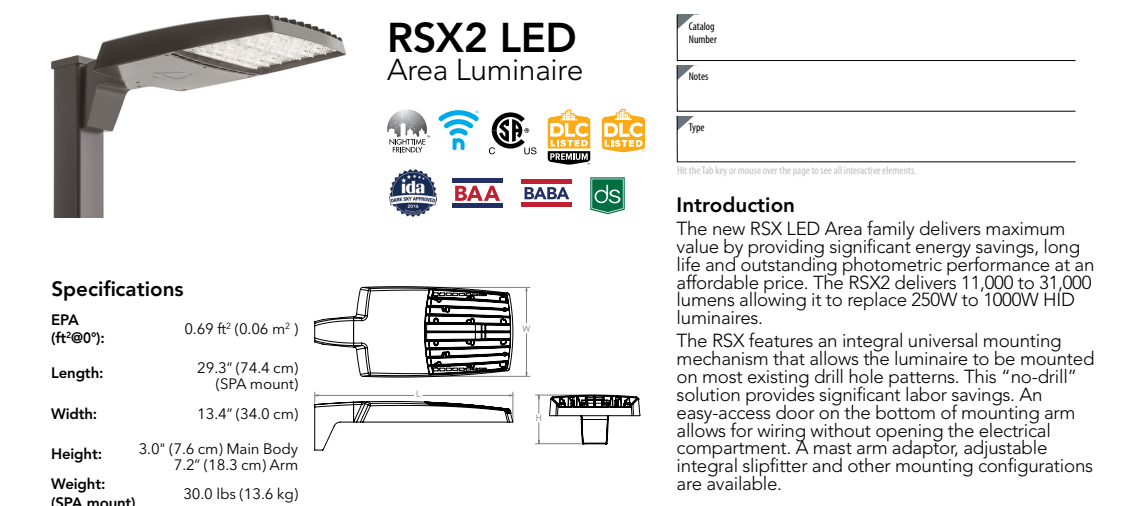


Round Tonn Mount - Pole Top Splitters	Value
2.0" x 2.0"	RSX1-LED-004
2.0" x 2.0"	RSX1-LED-005
2.0" x 2.0"	RSX1-LED-006



RSX1 - Luminaire EPA	Value
2.0" x 2.0"	0.57
2.0" x 2.0"	0.57
2.0" x 2.0"	0.57

AREA	QTY	LABEL	DESCRIPTION
AREA	3	A3B	RSX2 LED P2 30K R3 RMVOLT SPA HS FAO
	2	A3B2	RSX2 LED P2 30K R3 RMVOLT SPA HS FAO (SW. POS. 2)
	1	A4B3	RSX2 LED P2 30K R4 RMVOLT SPA HS FAO (SW. POS. 3)



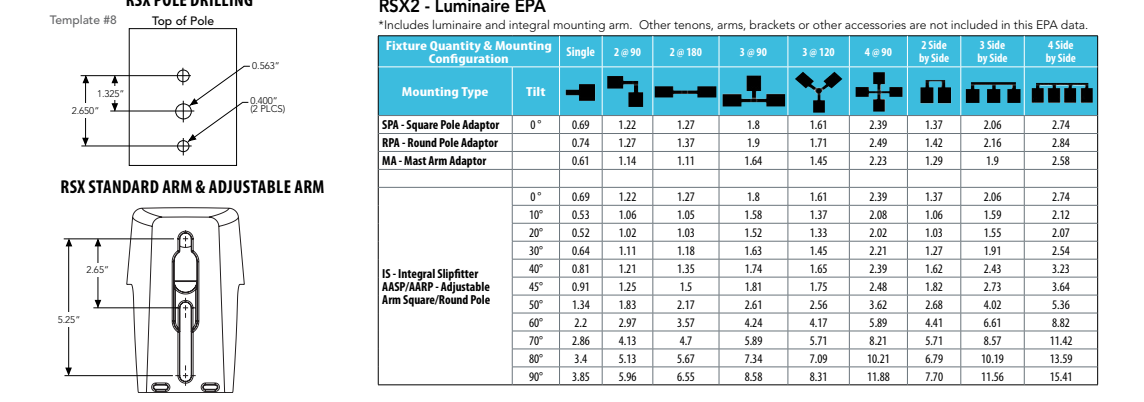
Specifications	Value
EPA (H90°)	0.69 Ft (0.06 m)
Length	29.3" (74.4 cm)
Width	13.4" (34.0 cm)
Height	3.0" (7.6 cm) Main Body 7.2" (18.3 cm) Arm
Weight (SPA mount)	30.0 lbs (13.6 kg)

Ordering Information	EXAMPLE: RSX2 LED P6 40K R3 RMVOLT SPA DBX3D
Series	RSX2 LED
Performance Package	P2
Color Temperature	3000K
Distribution	R3
Mounting	SPA
Finish	Black

Accessories	Value
RSX2-LED-001	House Side Shield
RSX2-LED-002	External Glass Shield
RSX2-LED-003	External 300 Full Visor

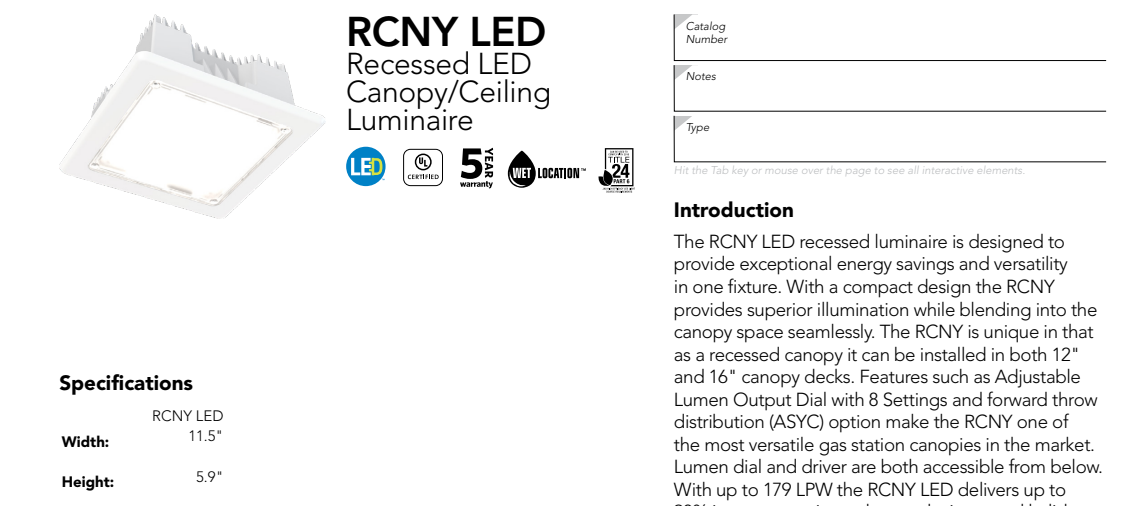


Round Tonn Mount - Pole Top Splitters	Value
2.0" x 2.0"	RSX2-LED-004
2.0" x 2.0"	RSX2-LED-005
2.0" x 2.0"	RSX2-LED-006



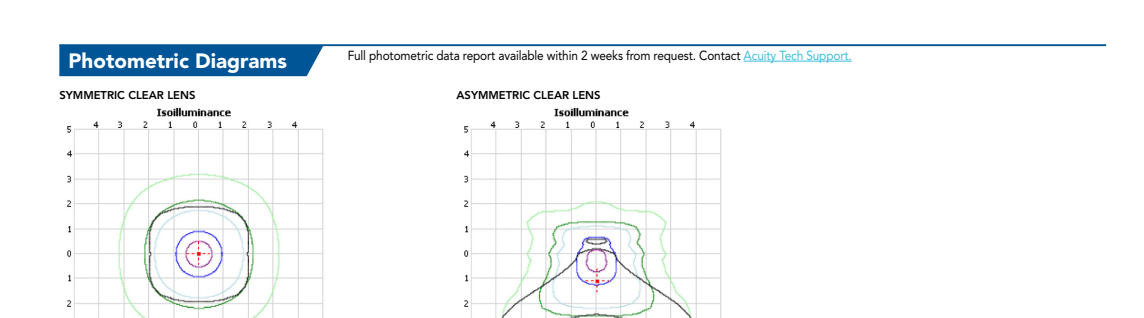
RSX2 - Luminaire EPA	Value
2.0" x 2.0"	0.69
2.0" x 2.0"	0.69
2.0" x 2.0"	0.69

CANOPY	QTY	LABEL	DESCRIPTION
CAN	28	CAN	RCNY LED AL02 30K 80CRI SYMC MVOLT (SW. POS. 6)



Specifications	Value
RCNY LED	11.5"
Width	11.5"
Height	5.9"
Length	11.5"
Weight	14lbs

Ordering Information	EXAMPLE: RCNY LED AL02 30K 70CRI SYMC MVOLT BZS DWHX0
Series	RCNY LED
Package	A02
Color Temperature	3000K
CR	80CRI
Finish	White



Performance Data	Value
Beam Spread	11.5" x 11.5"
Light Output	1100 lumens
Power	10W

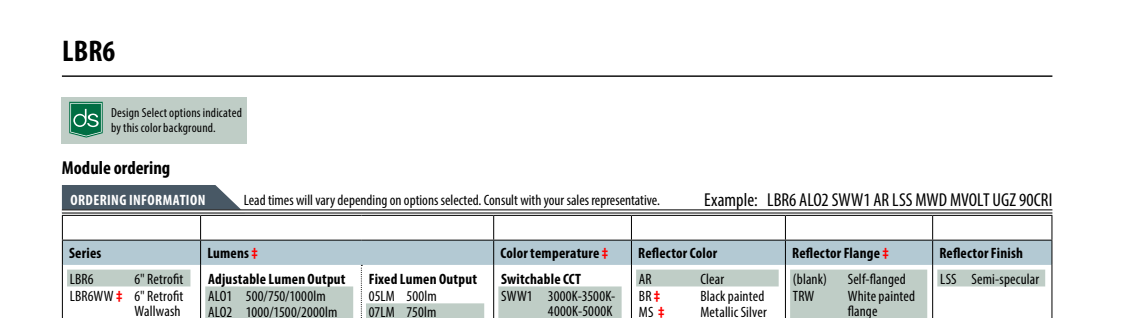
RCNY LED AL02 30K	Value
11.5"	11.5"
5.9"	5.9"
11.5"	11.5"

DOWNLIGHT	QTY	LABEL	DESCRIPTION
L1	11	L1	LBR6 AL02 (2000LM) SWW1 (3000K) AR LSS MWD 90CRI



Features & Specifications	Value
Beam Spread	11.5" x 11.5"
Light Output	2000 lumens
Power	18W

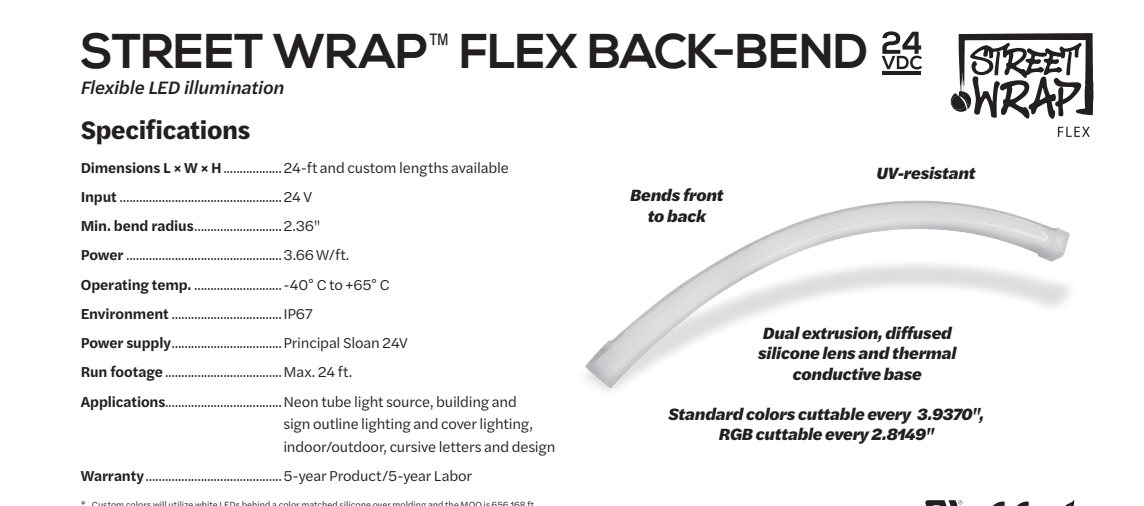
Ordering Information	EXAMPLE: LBR6 AL02 30K 70CRI SYMC MVOLT BZS DWHX0
Series	LBR6
Package	A02
Color Temperature	3000K
CR	70CRI
Finish	White



Performance Data	Value
Beam Spread	11.5" x 11.5"
Light Output	2000 lumens
Power	18W


LBR6	Value
11.5"	11.5"
5.9"	5.9"
11.5"	11.5"

STREET WRAP	QTY	LABEL	DESCRIPTION
L2	3	L2	M-SX024-30 (16 FT)(SPECIAL ORDER)
L3	1	L3	M-SX024-30 (12 FT)(SPECIAL ORDER)

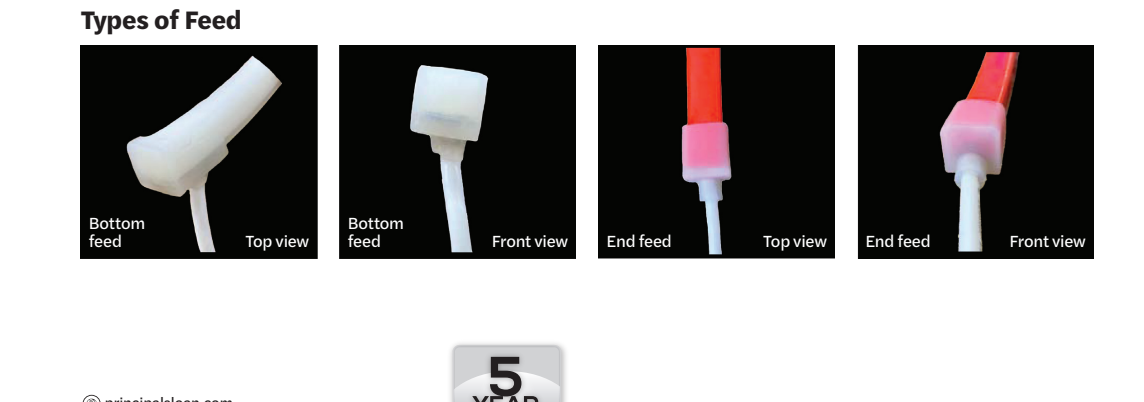


Specifications	Value
Dimensions	1" W x 1" H
Input	24V
Min. bend radius	2.39"
Power	3.66W/1ft
Operating temp.	-40° to +65° C
Environment	IP67
Power supply	Principal SlooM 24V
Applications	Neon light source, building and sign outdoor lighting and cover lighting, indoor/outdoor, curvilinear and design
Warranty	5-year Product/5-year Labor

Product Options	Value
CCT/color	6500K
Jacket color	White
Lm/ft	305
Cut section length	3.9300"
Max. length/ft	287.4016"
Wmax. length	87.7
SKU	M-SX024-30



Accessories	Value
Transparent PC Clips	A-SXMH-CLPL
Aluminum mill finish clips	A-SXMH-CLAL
End Caps	SXMH-EC01
Wiring	SXMH-WR01



QTY	LABEL	DESCRIPTION
49	SF	PL-OP2-PD324-P-XW (30K)(SPECIAL ORDER)
11	SF02	PL-OP2-PD324-P-XW (30K)(SPECIAL ORDER)
26	SF04	PL-OP2-PD324-P-XW (30K)(SPECIAL ORDER)
28	SF12	PL-OP2-PD324-P-XW (30K)(SPECIAL ORDER)

POD 3-24V™
M-SFPT3-XX-24



POD 3 OPTIONS

CCT / WAVELENGTH	SKU	Efficacy (TYP)	Intensity	UL Part Number
5000K	M-SFPT3-50-24	106 LM/W	110 LM/mod (3% LM/RL)	PL-OP2-PD324-P-NW
6800K	M-SFPT3-68-24	106 LM/W	110 LM/mod (3% LM/RL)	PL-OP2-PD324-P-SW



SPECIFICATIONS

Beam Angle	30° x 15°	Packaging	Per Bag	88 Mods (24.58ft.)
Certifications	UL & cUL Recognized (SAM Manual), CE, RoHS	Per Case	968 mods (12.465ft.)	
Dimensions	0.91"W x 1.73"L x 0.46"H	Bag Color	Green/Green & White	
Mounting Options	Peel & Stick, Mechanical Screw Hole	Power	1.04 W/mod (3.58ft.)	
Input	24V	Max Mods per Power Supply	88	
Operating Temp	-25° to +65°C	Power Supply	PLED 24V	
Wire Color	• White Stripe & - White/Black Stripe	Mods per Foot	3.58	
Max Mods in Series	44 mods	Module on Center Spacing	3.35"	



Principal LED | We Speak Sign Language | www.p-led.com | 325.227.4577 | sales@p-led.com

QTY	LABEL	DESCRIPTION
5	WP1	ARC2 LED P5 30K MVOLT
1	WP2	ARC2 LED P4 30K MVOLT
2	WP3	ARC2 LED P1 30K MVOLT
1	WP4	ARC2 LED P1 30K MVOLT FAO (SW. POS. 4)

ADDITIONAL FIXTURE INFO



Specifications

Depth (D1)	9.25"
Depth (D2)	7.5"
Height	5"
Width	14"
Weight (without options)	11 lbs

ARC LED Family Overview

Luminaire	Standard 50°C	Cold 10°C	Approximate Lumens (4000K)			
			P1	P2	P4	P5
ARC1 LED	4W	8W	1,500	2,000	1,800	—
ARC2 LED	4W	8W	1,500	2,000	1,800	4,000

Ordering Information

EXAMPLE: ARC2 LED P2 40K MVOLT PE DOBXD

Series	Package	Color Temperature	Voltage	Options	Finish	
ARC2 LED	P1	1,000 lumens	30K	300K	MP01	EM00
	P2	2,000 lumens	40K	400K	347	EM01
	P3	3,000 lumens	50K	500K		EM02
	P4	4,000 lumens	50K	500K		EM03
	P5	6,000 lumens	50K	500K		EM04

Accessories

W300-00001	Label - mechanical box (apply last)
------------	-------------------------------------

LITHONIA LIGHTING COMMERCIAL OUTDOOR One Lithonia Way • Conley, Georgia 30121 • Phone: 1-800-705-SERV (7378) • www.lithonia.com ARC2 LED Rev: 06/21/24

Performance Data

Lumen Output

Lumen values are from photometric tests performed in accordance with IESNA LM-79-08. Data is considered to be representative of the configurations shown, within the tolerance allowed by Lighting Facts. Contact factory for performance data on any configuration not shown here.

Performance Package	System Watts	10K (1000K, 80 CRI)					40K (400K, 80 CRI)					50K (500K, 80 CRI)				
		LPW	U	D	C	lumens	LPW	U	D	C	lumens	LPW	U	D	C	lumens
P1	11W	3,600	342	0	0	1	3,387	100	0	0	1	3,596	101	0	0	1
P2	16W	2,258	140	0	0	1	2,377	147	0	0	1	2,393	148	0	0	1
P3	24W	3,206	133	0	0	1	3,387	143	0	0	1	3,418	144	0	0	1
P4	30W	3,900	128	1	0	1	4,124	136	1	0	1	4,152	136	1	0	1
P5	51W	6,262	122	1	0	1	6,815	129	1	0	1	6,889	128	1	0	1


Electrical Load

Performance Package	System Watts	Current (A)				
		LPW	U	D	C	LPW
P1	11W	0.06	0.055	0.049	0.046	0.042
P2	16W	0.141	0.081	0.072	0.064	0.059
P3	24W	0.202	0.117	0.103	0.091	0.079
P4	30W	0.260	0.152	0.144	0.128	0.095
P5	51W	0.471	0.272	0.238	0.212	0.198

Lumen Ambient Temperature (LAT) Multiplier

Use these factors to determine adjusted lumen output for average ambient temperatures from 0° to 40°C (32° to 104°F).

Ambient	Lumen Multiplier
0°C	1.04
10°C	1.03
20°C	1.01
25°C	1.00
30°C	0.99
40°C	0.97



LITHONIA LIGHTING COMMERCIAL OUTDOOR One Lithonia Way • Conley, Georgia 30121 • Phone: 1-800-705-SERV (7378) • www.lithonia.com ARC2 LED Rev: 06/21/24



AREA	
	
AREA	
	
CANOPY	
	
DOWNLIGHT	
	
STREET WRAP	
	
STREET FIGHTER	
	
WALL MOUNTED	
	

