

CENTRAL MERCADO

CENTRAL + SAN PEDRO SE, 87108

AREA OF CONCERN
SEE SHEET A1.2

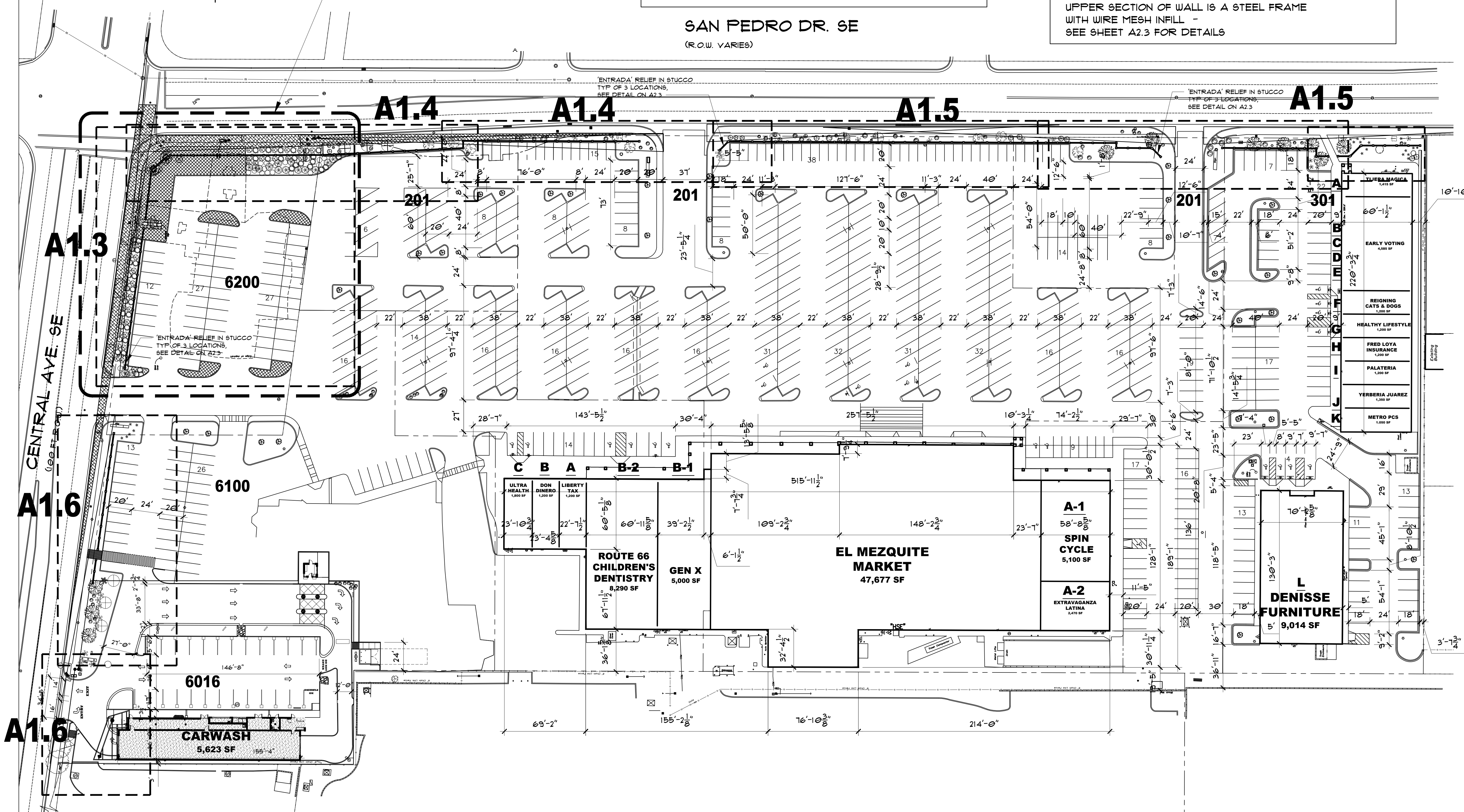
ANY WALL OUTSIDE OF PROPERTY LINES AND LOCATED IN THE PUBLIC RIGHT-OF-WAY WILL REQUIRE A REVOCABLE PERMIT AND WILL NEED TO PROVIDE INSURANCE ON THE WALL AS BUILT

~1,255 LINEAR FEET OF 3 FT HIGH WALL
LOWER SECTION OF WALL IS STUCCO OVER CMU, WITH CMU FILASTERS COVER IN TILE - FILASTERS ARE 3'-6" HIGH TO TOP OF STONE CAP,
UPPER SECTION OF WALL IS A STEEL FRAME WITH WIRE MESH INFILL -
SEE SHEET A2.3 FOR DETAILS

SAN PEDRO DR. SE
(R.O.W. VARIES)


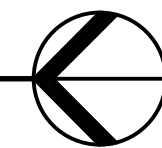
'ENTRADA' RELIEF IN STUCCO
TYP. OF 3 LOCATIONS,
SEE DETAIL ON A2.3

'ENTRADA' RELIEF IN STUCCO
TYP. OF 3 LOCATIONS,
SEE DETAIL ON A2.3



SITE PLAN

1" = 40'-0"



MARTIN F.M. GRUMMER
ARCHITECT
331 WELLESLEY PLAZA NE
ALBUQUERQUE, NEW MEXICO 87106
(505) 265-2587



PETERSON
PROPERTIES

CENTRAL MERCADO
CENTRAL & SAN PEDRO SE
ALBUQUERQUE, NM 87108

DATE: 22 DEC 2020
DRAWN BY: MFMG
CHECKED BY:
VERIFIED BY:

NO.	REVISIONS

SHEET NO:
A1.1

ALL DIMENSIONS ARE TO BE FIELD VERIFIED. IF THERE ARE DISCREPANCIES, PLEASE NOTIFY THE ARCHITECT. DRAWING ARE NOT TO BE SCALED. USE DIMENSIONS FOR ACCURACY.