

ADDRESS
6700 CENTRAL AVE SE
ALBUQUERQUE, NEW MEXICO
87108

LEGAL DESCRIPTION
LOT 8A, BLOCK 0000
TIJERAS PLACE IMPROVEMENT CO INC
ALBUQUERQUE, NM
UFC 101805124913931314

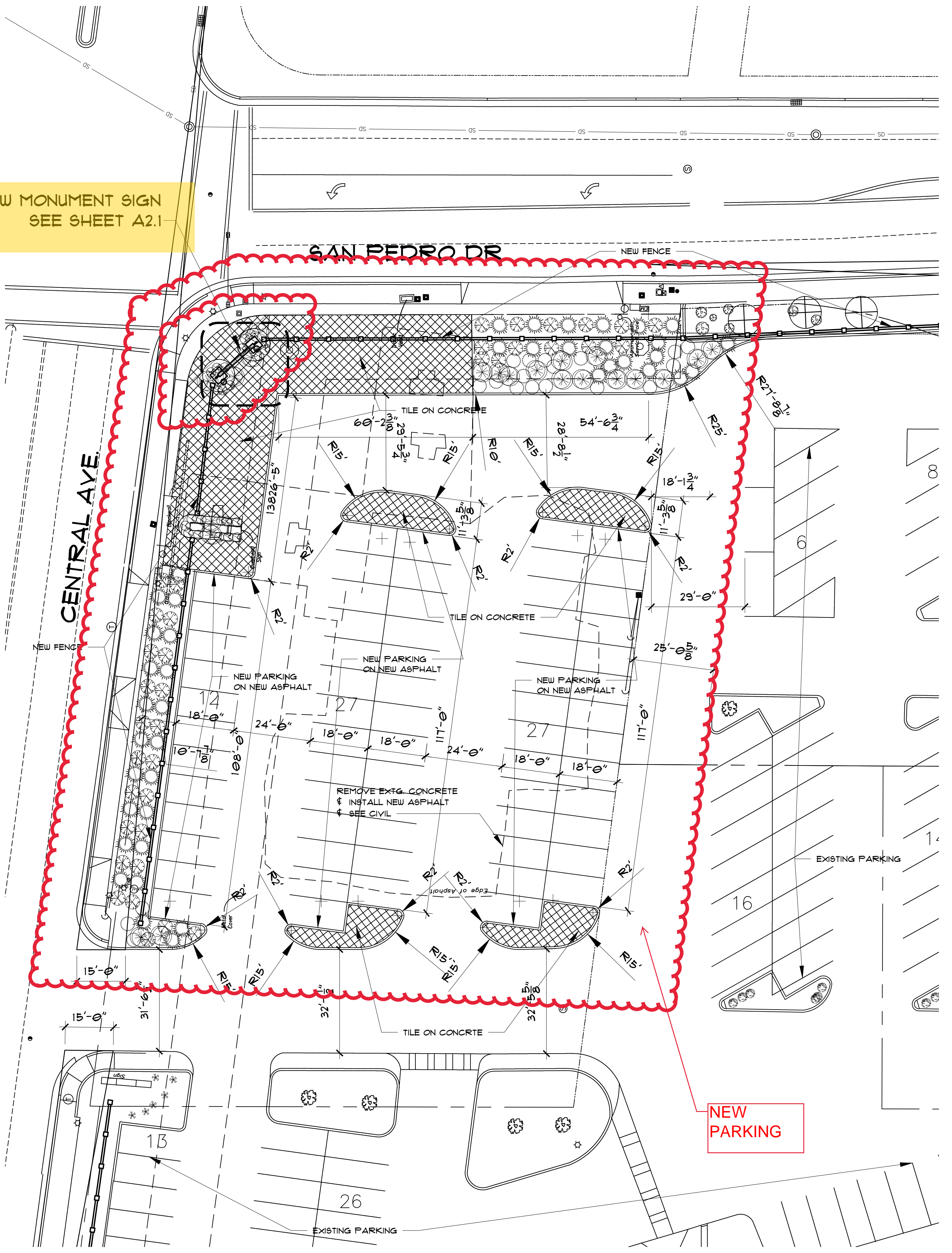
ZONING
MX-M

BUILDING AREAS
EXISTING BUILDING 00.0 SF

PARKING

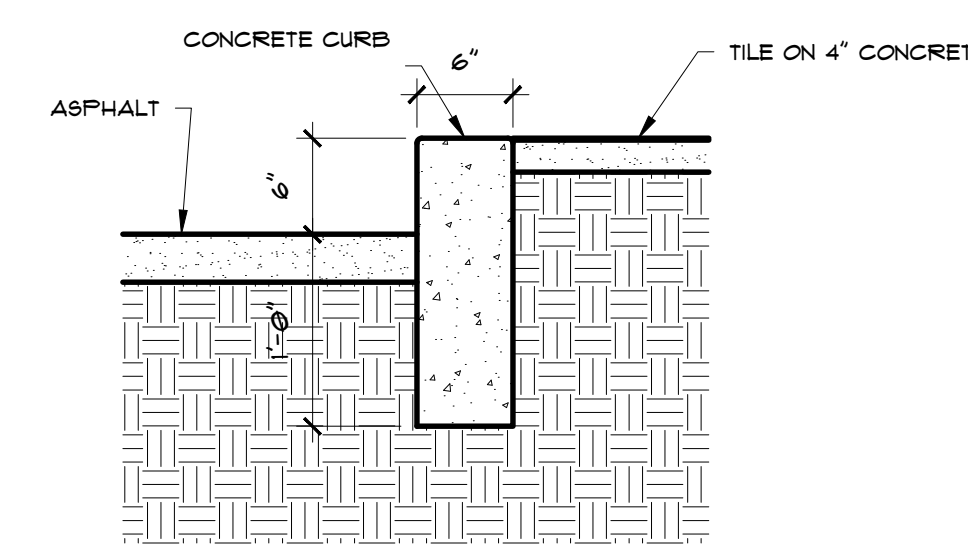
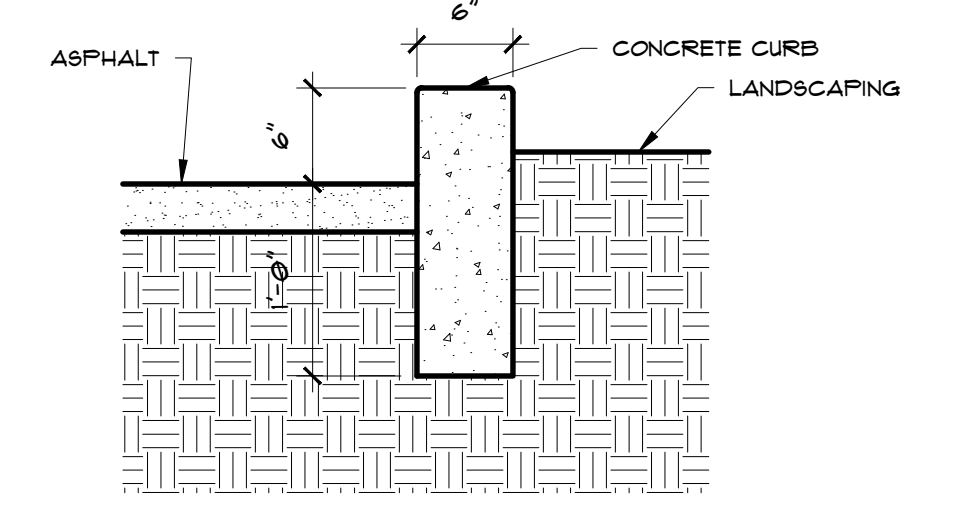
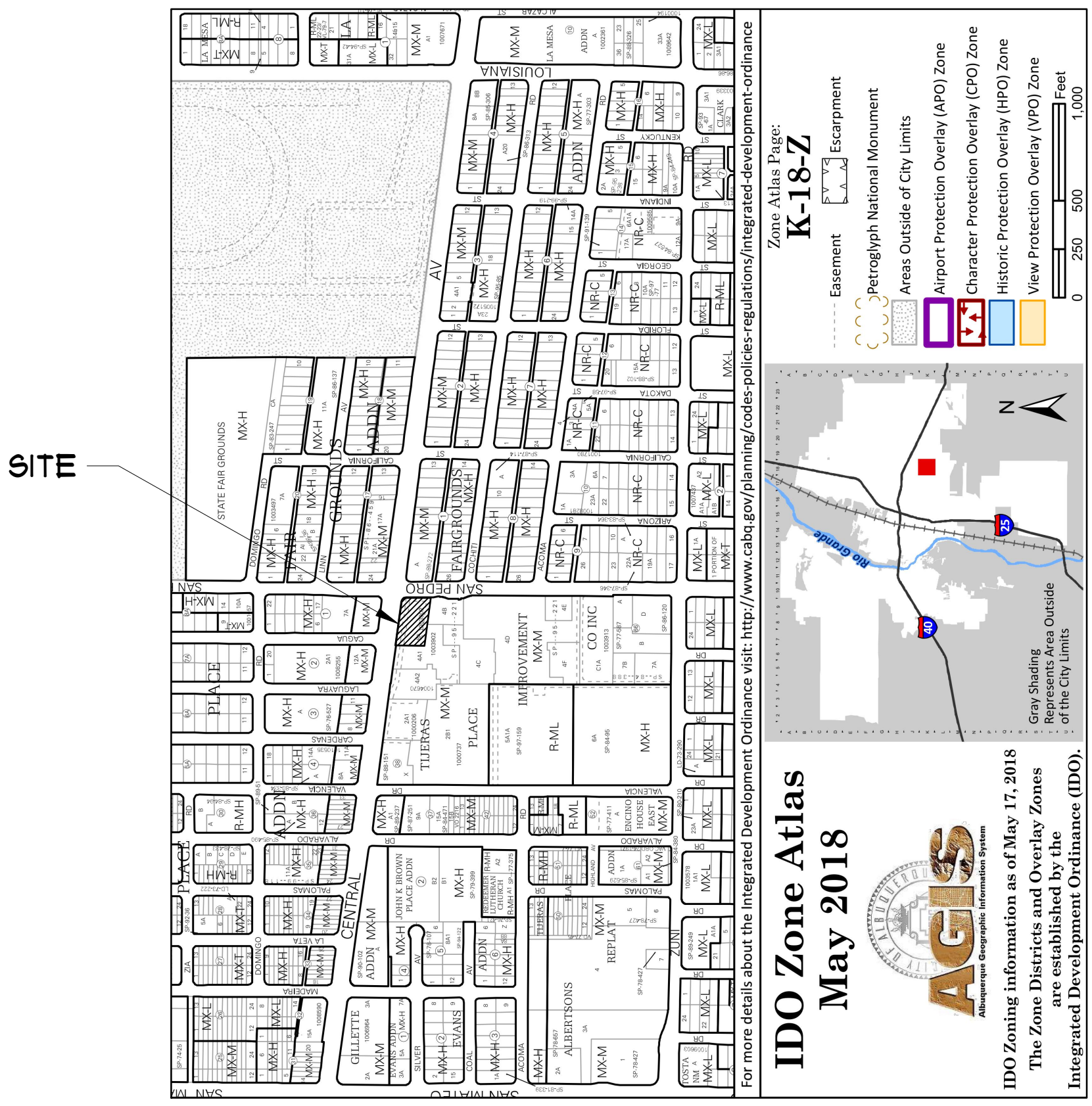
TENANT	SQ FT	PARKING	REQUIRED
CARWASH	5,623 SF(1,633)	2/1000	3.266
C-ULTRA HEALTH	1,000 SF	4/1000	7.2
B-DON DINERO	1,200 SF	4/1000	4.8
A-LIBERTY TAX	1,200 SF	4/1000	4.8
B-2 RT66 DENTISTRY	8,230 SF	3.5/1000	29.015
B-1 GEN X	5,000 SF	4/1000	20
EL MEZQUITE	41,611 SF	4/1000	130.108
A-1	5,100 SF	3/1000	15.3
A-2	2,410 SF	4/1000	3.88
L-DENISSE FURN	9,014 SF	4/1000	36.056
A-TIJERA MAGICA	1,415 SF	4/1000	5.66
BCDE-EARLY VOTING	4,585 SF	4/1000	18.34
F-REIGNING CATS	1,200 SF	4/1000	4.8
G-HEALTHY LIFE	1,200 SF	4/1000	4.8
H-FRED LOYA INS	1,200 SF	3.5/1000	4.2
I-PALATERIA	1,200 SF	8/1000	9.6
J-YERBERIA JUAREZ	1,350 SF	4/1000	6.6
K-METRO PCS	1,050 SF	4/1000	4.2
TOTALS	100,574 SF		379.225 380 REQ
PROVIDED			624 EXISTING 66 NEW
TOTAL PROVIDED			690 SPACES

NEW MONUMENT SIGN
SEE SHEET A2.1




ENLARGED SIGN PLATFORM PLAN

ENLARGED SITE PLAN



FINISH SCHEDULE
TILE 4X4 RED TALAVERA MEXICAN TILE

NOTE: CLEAR SIGHT TRIANGLE LANDSCAPING AND SIGNAGE WILL NOT INTERFERE WITH CLEAR SIGHT REQUIREMENTS. THEREFORE, SIGNS, WALLS, TREES, AND SHRUBBERY BETWEEN 3 AND 8 FEET TALL (AS MEASURED FROM THE GUTTER PAN) WILL NOT BE ACCEPTABLE IN THIS AREA.



MARTIN F.M. GRUMMER
ARCHITECT
331 WELLESLEY PLACE NE
ALBUQUERQUE, NEW MEXICO 87106
(505) 265-2507



CENTRAL MERCADO
CENTRAL & SAN PEDRO SE
ALBUQUERQUE, NM 87108

ENLARGED SITE PLAN

DATE: 22 DEC 2020
DRAWN BY: MFMG
CHECKED BY:
VERIFIED BY:

REVISIONS

TCL

SHEET NO:
A1.2

ALL DIMENSIONS ARE TO BE FIELD VERIFIED. IF THERE ARE DISCREPANCIES, PLEASE NOTIFY THE ARCHITECT. DRAWING ARE NOT TO BE SCALED. USE DIMENSIONS FOR ACCURACY.