

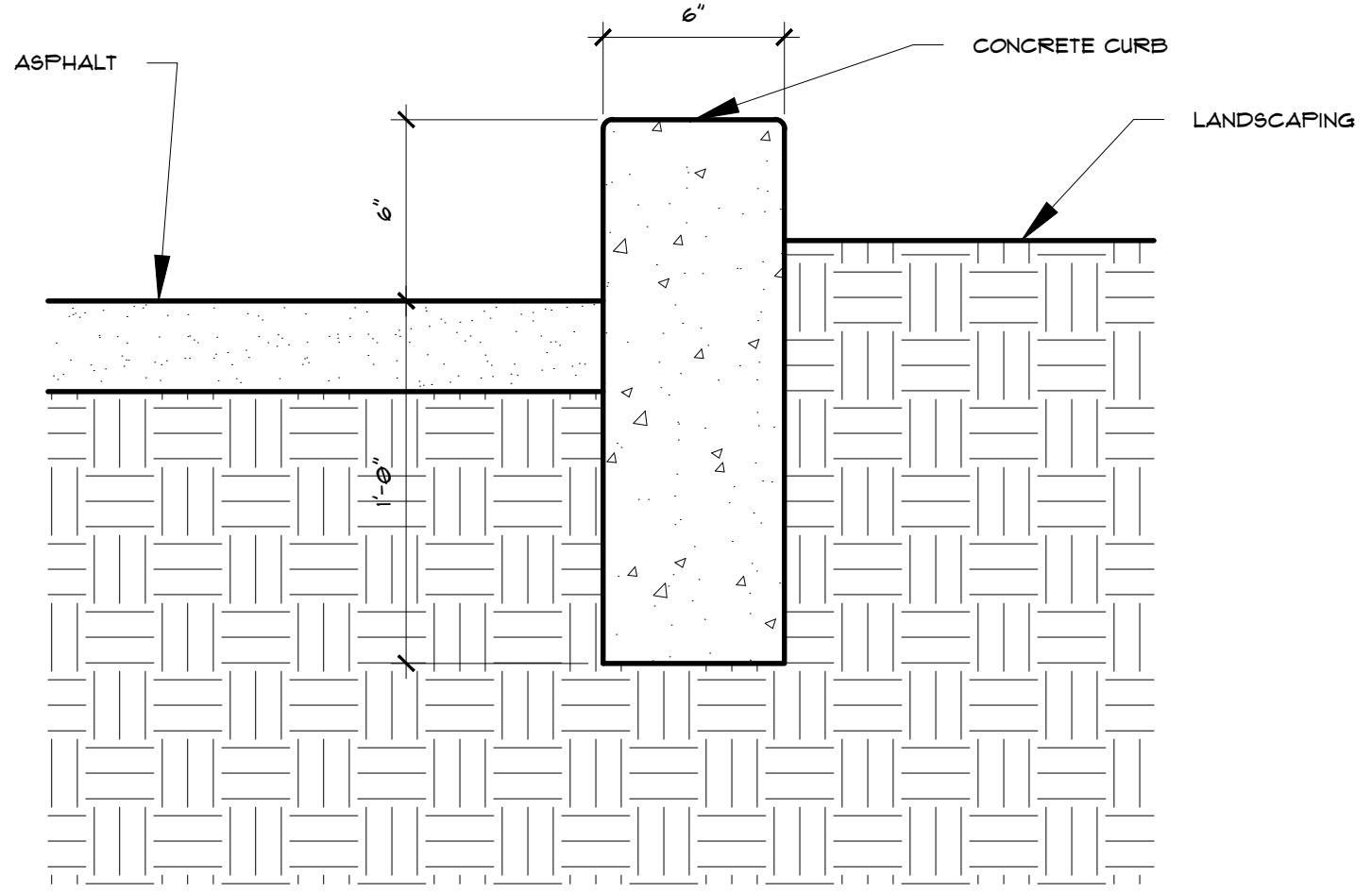
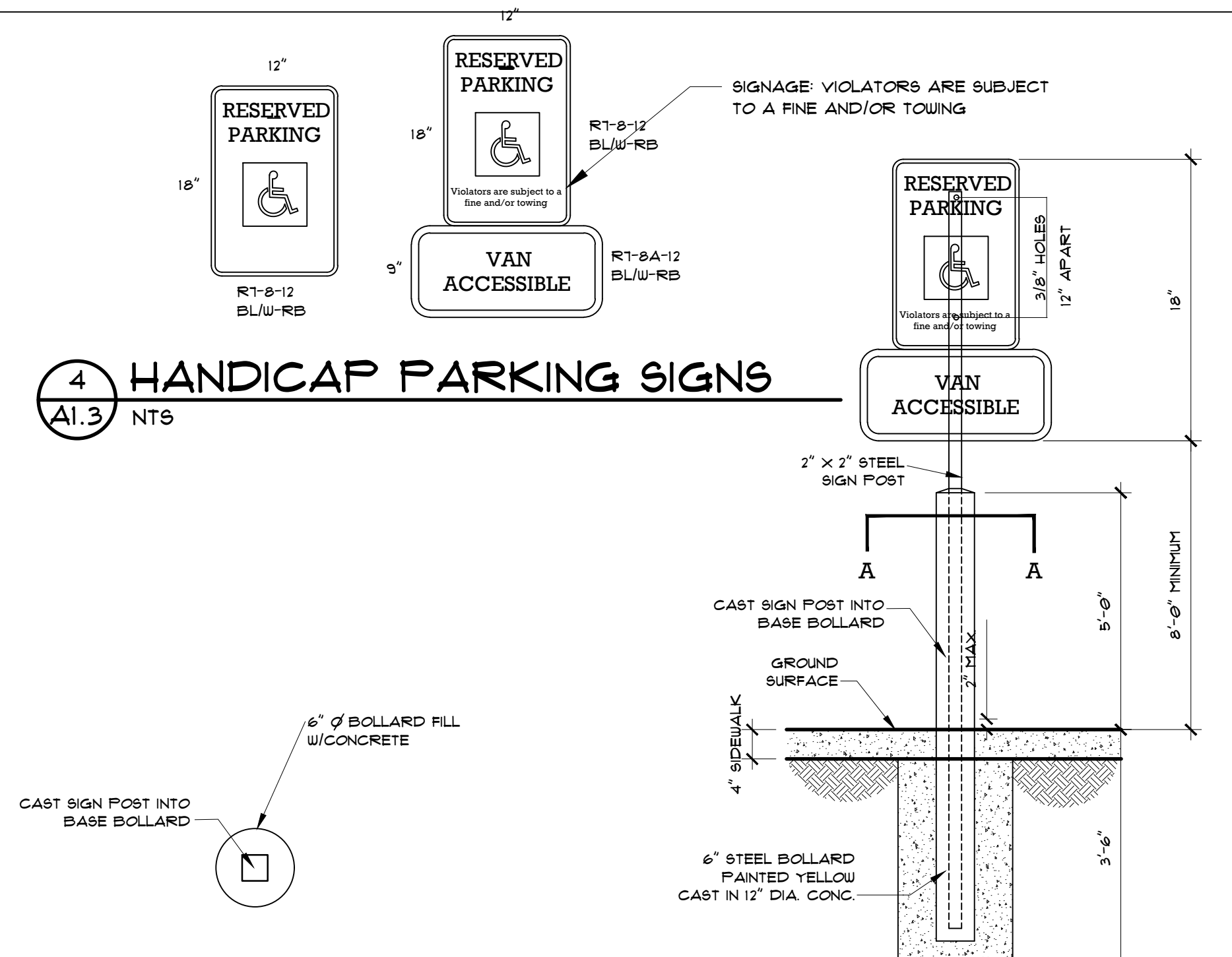
1 BICYCLE RACK  
AI.3 N.T.S.

2 REFUSE ENCLOSURE  
AI.3 N.T.S.

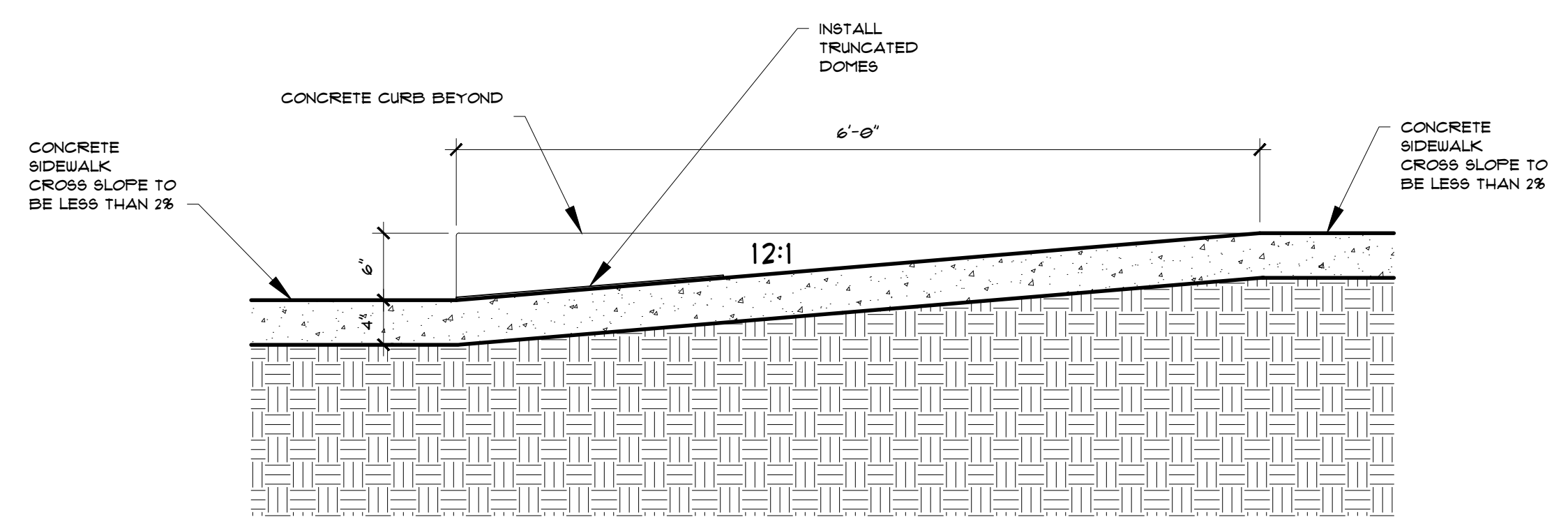
4 HANDICAP PARKING SIGNS  
AI.3 N.T.S.

5 SECTION A-A  
AI.3 N.T.S.

6 SIGN MOUNTING DETAIL  
AI.3 N.T.S.



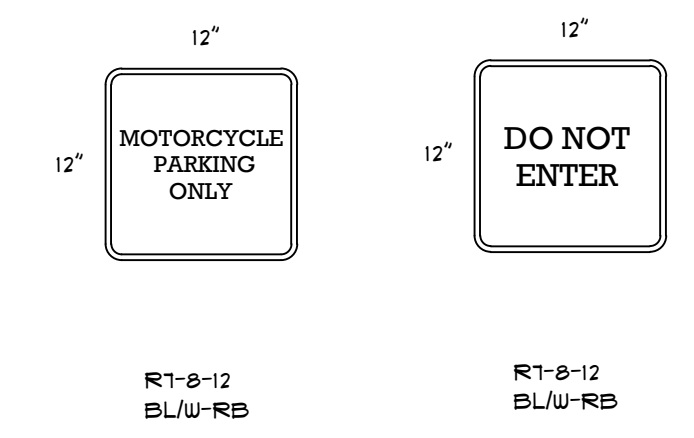
8 CURB DETAIL  
AI.3 1" = 1'-0"



9 RAMP DETAIL  
AI.3 1/2" = 1'-0"

7 SIGN MOUNTING DETAIL  
AI.3 N.T.S.

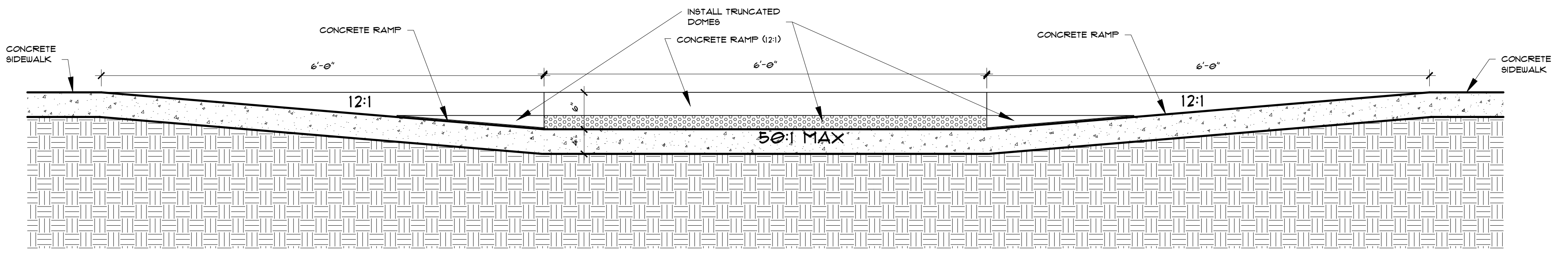
7A ADA ACCESS AISLE DTL.  
AI.3 N.T.S.




NOTE: LETTERING SHALL BE FHWA SERIES "B" ALPHABET  
MOUNTING OPTIONS  
A) FLEXIBLE P.E. POST WITH SURFACE MOUNT BASE - EPOXY TO PAVEMENT SURFACE  
B) PERFORATED GALVANIZED TUBING INSTALL IN LANDSCAPE AREAS ONLY  
BLACK BORDERS AND TEXT, ON WHITE OR REFLECTIVE BACKGROUND (TYP)  
BOTTOM OF SIGN SHALL NOT BE LESS THAN 4'-0" ABOVE FINISH SURFACE

NOTE: THE ADA ACCESS AISLES SHALL HAVE THE WORDS "NO PARKING" IN CAPITAL LETTERS, EACH OF WHICH SHALL BE 12" HIGH AND AT LEAST TWO INCHES WIDE, PLACED AT THE REAR OF THE PARKING SPACE SO AS TO BE CLOSE TO WHERE AN ADJACENT VEHICLE'S REAR TIRE WOULD BE PLACED. (66-1-1.1.B NMSA 2/1/16)

**NO PARKING**



10 RAMP DETAIL  
AI.3 1/2" = 1'-0"



CENTRAL MERCADO BLDG CC  
CENTRAL & SAN PEDRO SE  
ALBUQUERQUE, NM 87108

DATE:	21 JULY 2021
DRAWN BY:	MFMG
CHECKED BY:	
VERIFIED BY:	

REVISIONS

SHEET NO:  
**A1.3**

ALL DIMENSIONS ARE TO BE FIELD VERIFIED. IF THERE ARE DISCREPANCIES, PLEASE NOTIFY THE ARCHITECT. DRAWING ARE NOT TO BE SCALED. USE DIMENSIONS FOR ACCURACY.