



MASTER PLANT SCHEDULE

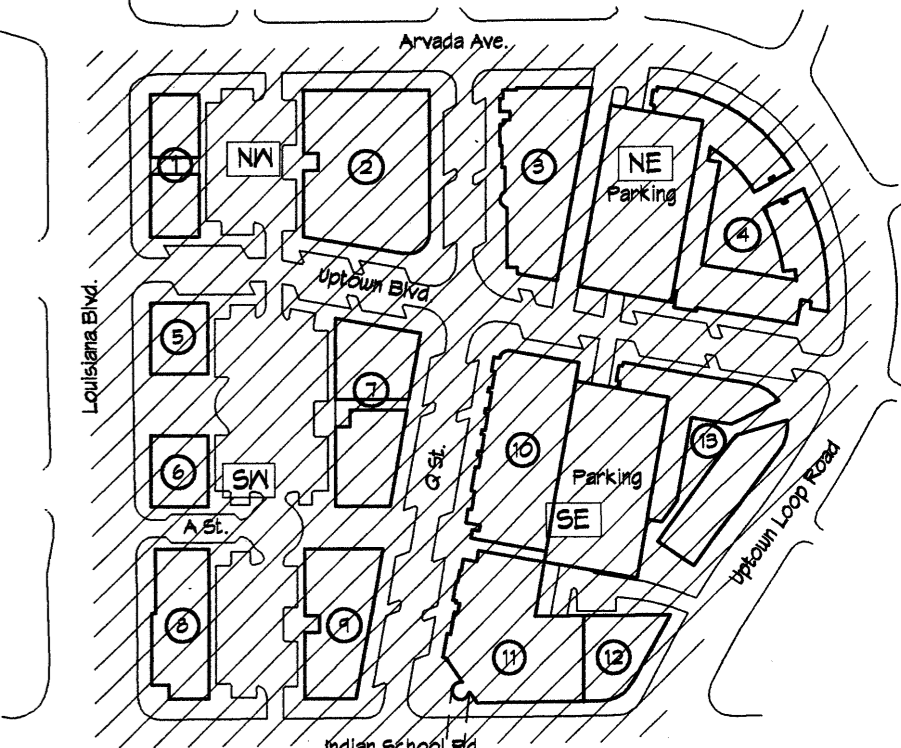
sym.	approx. qty.	botanical name/ common name	condition	mature size (HxW)/ water use	approx. qty.	botanical name/ common name	condition	mature size (HxW)/ water use
TREES								
21	21	Celtis reticulata/ Canyon Hackberry	48" Box/ Multi-trunked	30x30/ Medium	250	Achillea x 'Moonshine'/ Moonshine Yarrow	1 Gal. Cont.	18"x24"/ Medium
21	21	Cercis reniformis/ Oklahoma Redbud	2" Cal./B&B Multi-trunked	25x18/ Medium	100	Agastache cana/ Hummingbird Mint	1 Gal. Cont.	30"x18"/ Medium
37	37	Chilopsis linearis/ Desert Willow	48" Box/ Multi-trunked	25x35/ Medium	250	Anemopsis californica/ Terre de Manse	1 Gal. Cont.	18"x24"/ Medium
24	24	Chitipa lahkentensis 'Pink Dawn'/ Pink Dawn Chitipa	48" Box/ Multi-trunked	25x35/ Medium	200	Artemisia ludoviciana/ Prairie Sage	1 Gal. Cont.	36"x30"/ Medium
36	36	Forestiera neomexicana/ New Mexico Olive	48" Box/ Multi-trunked	20x20/ Medium	200	Artemisia x 'Fossil Castle'/ Fossil Castle Sage	1 Gal. Cont.	36"x30"/ Medium
19	19	Fraxinus angustifolia 'Raywood'/ Raywood Ash	2" Cal./B&B	55x30/ Medium	300	Aster bigelovii/ Purple Aster	1 Gal. Cont.	36"x30"/ Low
4	4	Pinus edulis/ Afghan Pine	6" High/B&B	40x15/ Medium	80	Belleja multiradiata/ Desert Marigold	1 Gal. Cont.	18"x18"/ Low
3	3	Populus fremontii 'Nisilzenil'/ Rio Grande Valley Cottonwood	2" Cal./B&B	50x30/ High	80	Callimoe involucrata/ Minicups	1 Gal. Cont.	18"x18"/ Low
44	44	Prosopis glandulosa 'Maverick'/ Maverick-Thornless Texas Honey Mesquite	48" box minimum, Multi-trunked	30x35/ Low	75	Gallardia aristata/ Blanketflower	1 Gal. Cont.	30"x30"/ Low
46	46	Quercus buckleyi/ Texas Red Oak	2" Calliper	25x25/ Medium	125	Gaura lindheimeri/ Gaura	1 Gal. Cont.	36"x36"/ Medium
54	54	Quercus fuliformis/ Escarpment Live Oak	48" box minimum	40x35/ Medium	500	Hymenoxys acutifolia/ Angelita Daisy	1 Gal. Cont.	12"x12"/ Low
6	6	Quercus muhlenbergii/ Chinquapin Oak	48" box minimum	30x30/ Medium	300	Lavandula angustifolia 'Hidcote Superior'/ Hidcote Superior Lavender	1 Gal. Cont.	16"x18"/ Medium
26	26	Sophora secundiflora/ Texas Mountain Laurel	24" Box minimum	15x15/ Low	80	Liatris punctata/ Liatris (Gayfeather)	1 Gal. Cont.	18"x18"/ Low
9	9	Vauquelinia californica/ Arizona Rosewood	24" Box/ Multi-trunked	12x8/ Low	125	Linum lewisii 'Appar'/ Appar Blue Flax	1 Gal. Cont.	18"x18"/ Medium
22	22	Vitex agnus-caestus/ Chaste Tree	48" Box/ Multi-trunked	25x25/ Low	200	Mirabilis multiflora/ Desert Four-O'Clock	1 Gal. Cont.	18"x36"/ Medium
12	12	Yucca elata/ Sagebrush Yucca	24" Box/ Multi-trunked	12x8/ Low	300	Oenothera biennis/ Mexican Evening Primrose	1 Gal. Cont.	12"x24"/ Low
ACCENTS								
80	80	Agave parryi/ Parry's Agave	1 Gal. Cont.	36"x36"/ Low	40	Penstemon ambiguus/ Light Pink Penstemon	1 Gal. Cont.	36"x36"/ Low
200	200	Dasylirion wheeleri/ Sotol	1 Gal. Cont.	48"x60"/ Low	80	P. barbatulus/ Red Penstemon	1 Gal. Cont.	50"x36"/ Low
250	250	Hesperaloe parviflora/ Red Hesperaloe	1 Gal. Cont.	48"x48"/ Medium	80	P. palmeri/ Palmer's Penstemon	1 Gal. Cont.	48"x60"/ Medium
80	80	Opuntia basilaris/ Beavertail Prickly Pear	1 Gal. Cont.	12"x45"/ Medium	80	P. pseudospectabilis/ Desert Penstemon	1 Gal. Cont.	36"x36"/ Medium
80	80	Opuntia engelmannii/ Engelmann's Prickly Pear	1 Gal. Cont.	48"x60"/ Low	150	Penstemon strictus/ Rocky Mountain Penstemon	1 Gal. Cont.	24"x36"/ Medium
80	80	Opuntia lindheimeri/ Forma linguiformis/ Cous' Tongue Prickly Pear	1 Gal. Cont.	60"x46"/ Low	80	Salvia nemerosa 'May Night'/ May Night Sage	1 Gal. Cont.	18"x18"/ Medium
125	125	Yucca glauca/ Sagebrush	1 Gal. Cont.	36"x60"/ Low	300	Troscium chamaedryfolium/ Trailing Germanier	1 Gal. Cont.	12"x24"/ Medium
80	80	Yucca repens/ Twisted Leaf Yucca	1 Gal. Cont.	36"x36"/ Low	400	Thymus sp./ Thyme	4" Pots	6"x24"/ Medium
GRASSES								
80	80	Andropogon gerardii/ Big Bluestem	1 Gal. Cont.	60"x48"/ Low	60	Vines/ivy/ Campsis radicans/ Orange Trumpet vine	1 Gal. Cont.	Vine/ Medium
80	80	Aristida purpurea/ Purple Three Ail	1 Gal. Cont.	24"x24"/ Low	30	P. tricuspidata/ Boston Ivy	1 Gal. Cont.	Vine/ Medium
150	150	Festuca idahoensis 'Siskiyou Blue'/ Siskiyou Blue Fescue	1 Gal. Cont.	18"x15"/ Medium	10	Wisteria sinensis/ Chinese Wisteria	1 Gal. Cont.	Vine/ Medium
150	150	Helictotrichon sempervirens/ Blue Avena Grass	1 Gal. Cont.	48"x24"/ Medium				
300	300	Muhlenbergia capillaris 'Regal Mist'/ Regal Mist Muhlenbergia	1 Gal. Cont.	36"x42"/ Medium				
500	500	Muhlenbergia rigens/ Deer Grass	1 Gal. Cont.	42"x48"/ Medium				
200	200	Nolina microcarpa/ Beargrass	1 Gal. Cont.	36"x48"/ Medium				
250	250	Stipa tenuissima/ Threadgrass	1 Gal. Cont.	24"x18"/ Low				
GRASS SEED/SOD								
1500	1500	Buchloe dactyloides/ Buffalograss	Sod or Plugs	4'-6'/ Low				
2300	2300	Sports Park Grass Blend/ Tall Fescue, Kent. Bluegrass, Ryegrass (not illustrated on 20 scale plans)	Seed	12'/ medium-high				
SHRUBS								
15	15	Anisacanthus quadrifidus v. uprightii/ Mexican Flame/Mexican Flame Anisacanthus	1 Gal. Cont.	48"x48"/ Low				
50	50	Atriplex confertifolia/ Shadscale	1 Gal. Cont.	24"x30"/ Low				
250	250	Baccharis x 'Centennial'/ Centennial Broom	1 Gal. Cont.	36"x42"/ Low				
25	25	Buddleia davidii var./ Butterfly Bush	1 Gal. Cont.	48"x36"/ Medium				
30	30	Caesalpinia gilliesii/ Bird of Paradise	1 Gal. Cont.	48"x12"/ Low				
100	100	Caryopteris clandonensis 'Dark Knight'/ Dark Night Blue Mist Spirea	1 Gal. Cont.	48"x48"/ Medium				
15	15	Cercocarpus ledifolius/ Gulf-leaf Mountain Mahogany	1 Gal. Cont.	60"x60"/ Low				
125	125	Chrysothamnus nauseosus/ Chamisa	1 Gal. Cont.	54"x54"/ Low				
100	100	Cytisus x 'Lena'/ Lena Broom	1 Gal. Cont.	24"x36"/ Low				
30	30	Dalea capitata Sierra Gold/ Sierra Gold Dalea	1 Gal. Cont.	8"x36"/ Low				
75	75	Ephedra viridis/ Mormon Tea	1 Gal. Cont.	24"x42"/ Low				
75	75	Fulgia paradoxa/ Apache Plume	1 Gal. Cont.	48"x48"/ Low				
25	25	Juniperus horizontalis sp./ Prostrate Juniper	1 Gal. Cont.	12"x36"/ Low				
150	150	Mahonia aquifolia 'Compactum'/ Compact Mahonia	1 Gal. Cont.	24"x48"/ Medium				
15	15	Prunus besseyi/ Western Sand Cherry	1 Gal. Cont.	48"x48"/ Low				
50	50	Rhus aromatica 'Gro-low'/ Gro-low Fragrant Sumac	1 Gal. Cont.	24"x12"/ Medium				
50	50	Rhus trilobata/ Three-leaf Sumac	1 Gal. Cont.	48"x48"/ Medium				
300	300	Rosmarinus officinalis sp./ Prostrate Rosemary	1 Gal. Cont.	24"x12"/ Medium				
150	150	Salvia chamaedryoides/ Mexican Blue Sage	1 Gal. Cont.	30"x30"/ Low				
75	75	Salvia greggii/ Autumn Sage	1 Gal. Cont.	30"x36"/ Low				

LANDSCAPE CALCULATIONS

Total Area: 76,931 SF
 Building Area: 95,412 SF
 Net Area (including streets outside of ROW): 4,919 SF
 Net Area (minus 20% for streets): 3,935 SF
 Required Landscape Area (15% of Net Area): 4,904 SF
 Allowable High Water Use Turf (20% of Landscape Area): 982 SF
 Required Total Plaza Area = 14,492 SF
 Required Total Plaza Landscape Area = 40% of Required Plaza Area = 5,797 SF
 Provided Landscape Area: 5,200 SF
 Provided High Water Use Turf Area: 2,380 SF
 (This sum represents landscaped areas at street level only. This sum does not include landscape areas of plazas or upper level terrace landscaping.)
 Provided Total Plaza Area = 45,913 SF
 Provided Total Plaza Landscape Area = 65,974 SF
 Includes planter areas (12,601 SF) and tree canopies (50,148 SF)

LANDSCAPE NOTES

- Landscape design is illustrated on five (5) sheets - this 50-scale overall landscape plan and 4 sheets of 20-scale enlarged plans. Due to the property's large size, the 50-scale plan illustrates trees exclusively, and includes the Master Plant Schedule. The 20-scale plans illustrate high water use turf locations and the plant palette for specific landscape beds using a key to note system. The plant palettes are listed on each sheet.
- Design: The planting design includes a diverse palette of desert and high desert plants that will complement the architecture of the project. The intent is to landscape this mixed-use, urban environment with desert and high desert plants that reinforce a sense of place and are appropriate to Albuquerque's climate. Grasses and accent plants such as yucca, sotol and prickly pear cactus will be used in highly visible and appropriate locations. The use of regionally native trees for street trees, while unorthodox, will reinforce the sense of place, buffer pedestrians from vehicular areas and provide a comfortable pedestrian scale to the streets.
- Planting and Irrigation design and installation shall comply with the intent of the City of Albuquerque Water Conservation, Landscaping and Water Waste Ordinance. Landscape beds shall achieve minimum 75% live vegetative coverage upon plant maturity. Noted plant quantities are approximate, and reflect the estimated number of plants necessary to achieve the design intent and the required coverage at plant maturity.
- Planting and Irrigation installation details shall meet City of Albuquerque requirements. Each tree shall have a minimum of 36 feet of planting space.
- Planting and Irrigation maintenance shall be the responsibility of the Property Owner.
- Controller: The irrigation system shall be run with a fully automated irrigation controller. The run time for the various zones shall be approximately 45 minutes for the drip zones and 20 minutes for the spray zones. Run time will be adjusted according to season, location, and plant performance. Drip emitters shall be used for all plant material except sod and perennial ground cover areas. These areas shall be irrigated with spray emitters appropriately designed to avoid overspray onto impermeable surfaces and adjacent paving.
- Point of Connection: There is likely to be more than one point of connection for this project. The water connection locations will be coordinated with the overall water service design for the site. The exact locations for connections and controllers is unknown at this time.
- Mulch: All planting beds shall be covered with mulch. Gravel, bark and pecan shell mulches will be used appropriately to add visual interest and protect soil moisture.
- The parking area trees selected for use at ABQ Uptown are appropriate to the challenges of arid, urban environments and will perform well in our climate and in the planting situations created at ABQ Uptown. These trees, which include deciduous and broad leaf evergreen species, have been chosen for their ability to withstand our environmental conditions (climate, soils, winds) and support the site program (shade, screening, color, scale) while reinforcing the desired high desert/southwest aesthetic. Due to the lack of empirical data on the pollution resistant qualities of trees native and adapted to the desert southwest, we have relied on our professional expertise and experience, and on the expertise of green industry (horticulture and plant nursery) professionals in choosing the trees for this arid, urban situation.



Key Plan N.T.S.

Owner	Hunt-Uptown, LLC
Planning Consultant	Denish + Kline Assoc., Inc.
Project Architect	Dekker/Perich/Sabatini
Project Engineer	Bohannon-Huston
Project Identity	Vaughn Wedden Creative



**DRB Submittal
Site Development Plan for Building Permit**

Furnishings Legend

- Pedestrian Scale Pole Light
- Area Pole Light height 20'-0"
- Existing Street Pole Light
- 5' Bench
- ★ 2' wide Fixed Seating
- ★ Water Feature
- Monument or Sign or Art
- ◇ Table and Chairs

ARVADA AVENUE NE (R/W VARIES)

Keyed Plant Palettes

- | | | | | | |
|---|--|--|---|--|---|
| <p>1 Palette 1 (Plaza 1) Socratea Yucca Prickly Pear Cactus Sotol Deergress Threadgrass Centennial Broom Mexican Blue Sage Pouis Castle Sage Angelita Daisy Blue Flax Desert Four-O'Clock Gaurs Mexican Eve Primrose Moonshine Yarrow</p> | <p>2 Palette 2 (Plaza 2 and Access From Lot 65) Chitlpa Raywood Ash Prickly Pear Cactus Tuisted Leaf Yucca Ragal Mist Muhlenbergia Thread Grass Mexican Blue Sage Lavender Angelita Daisy Hummingbird Mint Mexican Eve Primrose Moonshine Yarrow</p> | <p>3 Palette 3 (Plaza 3 including Central Medial) Escarpment Live Oak Rio Grande Cottonwood Deergress Centennial Broom Mexican Blue Sage Prostrate Rosemary Sierra Solid Dalea Penstemon Liatris Hummingbird Mint Mexican Eve Primrose Moonshine Yarrow</p> | <p>4 Palette 4 (Plaza 4) Socratea Yucca Prickly Pear Cactus Deergress Centennial Broom Mexican Blue Sage Angelita Daisy Blue Flax Moonshine Yarrow</p> | <p>5 Palette 5 (Plaza 5) Chaste Tree Prickly Pear Cactus Red Hesperaloe Deergress Autumn Sage Prostrate Rosemary Angelita Daisy Desert Four-O'Clock Mexican Eve Primrose Gaurs Prairie Sage</p> | <p>6 Palette 6 (Plaza 6) Chiquapiin Oak Desert Willow Deergress Sports Blend Grass Threadgrass Autumn Sage Butterly Bush Prostrate Rosemary Blue Flax Gaurs Hummingbird Mint Pouis Castle Sage Trumpet Vine Mesquite</p> |
| <p>7 Palette 7 (Plaza 1 and Service Area) Arizona Rosewood Texas Mountain Laurel Prickly Pear Cactus Blue Fescue Tuisted Leaf Yucca Shadscale Dwarf Flumtogo Germanier Mexican Eve Primrose White-tufted Eve. Prim. Prairie Sage Pouis Castle Sage White-tufted Eve. Prim. Yerna Mansa Trumpet Vine Nataria</p> | <p>8 Palette 8 (Louisiana Boulevard) Canyon Hackberry Prickly Pear Cactus Sotol Soapweed Berggrass Threadgrass Apache Plume Chamisa Blue Flax Flower Blue Flax Desert Four-O'Clock Desert Marigold Hummingbird Mint Mexican Eve Primrose Penstemon White-tufted Eve. Prim.</p> | <p>9 Palette 9 (Uptown Loop Road) Maverick Mesquite Prickly Pear Cactus Soapweed Autumn Sage Purple Three Aun Threadgrass Berggrass Apache Plume Chamisa Blue Flax Desert Four-O'Clock Desert Marigold Hummingbird Mint Mexican Eve Primrose Penstemon White-tufted Eve. Prim.</p> | <p>10 Palette 10 (Indian School Road) Escarpment Live Oak Agave Prickly Pear Cactus Autumn Sage Sotol Big Bluestem Centennial Broom Deergress Regal Mist Muh. Centennial Broom Blue Flax Desert Four-O'Clock Desert Marigold Mexican Eve Primrose Penstemon White-tufted Eve. Prim. Mexican Eve Primrose Moonshine Yarrow</p> | <p>11 Palette 11 (G Street Sidewalks) Escarpment Live Oak Blue Avena Grass Regal Mist Muhlenbergia Autumn Sage Rosemary Germanier Pouis Castle Sage Yerna Mansa</p> | <p>12 Palette 12 (G Street Parking Area Planters) Lara Broom Red Hesperaloe Regal Mist Muhlenbergia Desert Four-O'Clock Gaurs Mexican Eve Primrose Moonshine Yarrow Penstemon Prairie Sage</p> |
| <p>13 Palette 13 (Uptown Boulevard Area Planters - East of Plaza 3) Arizona Rosewood Texas Red Oak Deergress Blue Mist Spines Compact Manonia Dwarf Flumtogo Germanier Pouis Castle Sage</p> | <p>14 Palette 14 (Uptown Blvd. Parking Area Planters - West of Plaza 3) Chaste Tree Sotol New Mexico Olive Oklahoma Redbud Bear Grass Prickly Pear Cactus Blue Avena Grass Deergress Germanier Tea Angelita Daisy Mexican Eve Primrose Penstemon</p> | <p>15 Palette 15 (Uptown Blvd. Parking Area Planters - East of Plaza 3) New Mexico Olive Oklahoma Redbud Blue Avena Grass Prickly Pear Cactus Deergress Autumn Sage Compact Manonia Blue Fescue Angelita Daisy Desert Four-O'Clock Mexican Eve Primrose Penstemon</p> | <p>16 Palette 16 (Building 4) Arizona Rosewood Desert Willow New Mexico Olive Oklahoma Redbud Blue Avena Grass Sports Blend Grass Compact Manonia Butterfly Bush Juniper Prostrate Rosemary Sumac Blue Flax Desert Four-O'Clock Dwarf Flumtogo Germanier Moonshine Yarrow Penstemon</p> | <p>17 Palette 17 (Building 19) Arizona Rosewood Desert Willow New Mexico Olive Prickly Pear Cactus Blue Avena Grass Sports Blend Grass Compact Manonia Butterfly Bush Juniper Prostrate Rosemary Sumac Blue Flax Desert Four-O'Clock Dwarf Flumtogo Germanier Moonshine Yarrow Penstemon</p> | <p>18 Palette 18 (Foundation Planting) Afghan Pine New Mexico Olive Oklahoma Redbud Blue Avena Grass Buffgrass Compact Manonia Curly Mountain Mahogany Juniper Sumac Western Sand Cherry Liatris Mexican Eve Primrose Penstemon Prairie Sage Mesquite</p> |
| <p>19 Palette 19 (N/A Surface Parking Lot) Chitlpa Prickly Pear Cactus Tuisted Leaf Yucca Bear Grass Bird of Paradise Centennial Broom Lara Broom Mexican Blue Sage Angelita Daisy Blue Flax Mexican Eve Primrose Penstemon</p> | <p>20 Palette 20 (West Central Surface Parking Lot) Oklahoma Redbud Sotol Prickly Pear Cactus Tuisted Leaf Yucca Bear Grass Bird of Paradise Lara Broom Mexican Flame Anisacanthus Prostrate Rosemary Angelita Daisy Blanket Flower Mexican Eve Primrose Penstemon</p> | <p>21 Palette 21 (N/A Surface Parking Lot) Texas Mountain Laurel Prickly Pear Cactus Tuisted Leaf Yucca Bear Grass Autumn Sage Bird of Paradise Centennial Broom Shadscale Blanket Flower Desert Four-O'Clock Mexican Eve Primrose Penstemon</p> | | | |

Furnishings Legend

- Pedestrian Scale Pole Light
- Area Pole Light
- Height 15'-0"
- Height 20'-0"
- Existing Street Pole Light
- Bench
- Wide Fixed Seating
- ★ Water Feature
- Monument or Sign or Art

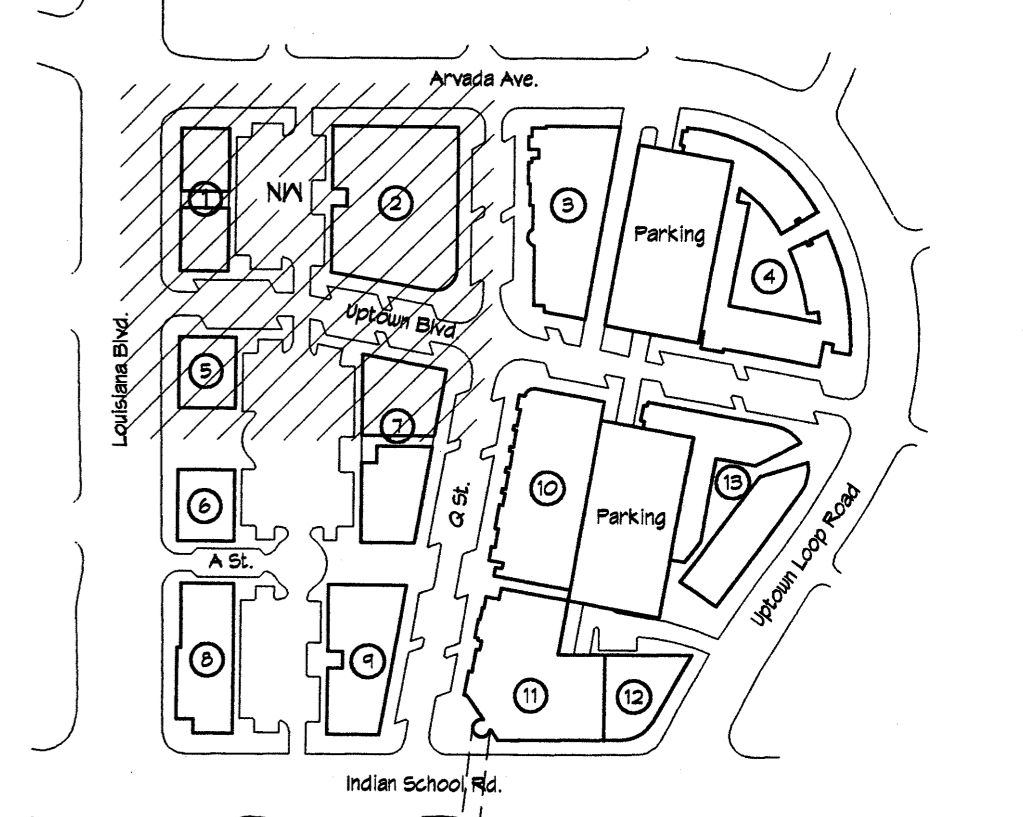
LANDSCAPE NOTES

1. Planting and Irrigation Installation details shall meet City of Albuquerque requirements. Each tree shall have a minimum of 36 feet of planting space.

2. The parking area trees selected for use at ABQ Uptown are appropriate to the challenges of arid, urban environments and will perform well in our climate and in the planting situations created at ABQ Uptown. These trees, which include deciduous and broad leaf evergreen species, have been chosen for their ability to withstand our environmental conditions (climate, soils, winds) and support the site program (shade, screening, color, scale) while reinforcing the desired high desert/sonoran aesthetic. Due to the lack of empirical data on the pollution resistant qualities of trees native and adapted to the desert southwest, we have relied on our professional expertise and experience, and on the expertise of green industry (horticulture and plant nursery) professionals in choosing the trees for this arid, urban situation.

Tree Legend

- | sym. | botanical name/
common name |
|------|---|
| ● | TREES |
| ○ | Celtis reticulata/
Canyon Hackberry |
| ○ | Cercia reniformis/
Oklahoma Redbud |
| ○ | Chilopsis linearis/
Desert Willow |
| ○ | Chitlpa taehkentensis "Pink Dawn"/
Pink Dawn Chitlpa |
| ○ | Forestiera neomexicana/
New Mexico Olive |
| ○ | Fraxinus angustifolia "Raywood"/
Raywood Ash |
| ○ | Pinus edulis/
Afghan Pine |
| ○ | Populus fremontii "Mistizeni"/
Rio Grande Valley Cottonwood |
| ○ | Prosopis glandulosa "Maverick"/
Maverick/Thornless Texas
Honey Mesquite |
| ○ | Quercus buckleyi/
Texas Red Oak |
| ○ | Quercus fuliformis/
Escarpment Live Oak |
| ○ | Quercus muhlenbergia/
Chiquapiin Oak |
| ○ | Sophora secundiflora/
Texas Mountain Laurel |
| ○ | Vauquelinia californica/
Arizona Rosewood |
| ○ | Vitex agnus-castus/
Chaste Tree |
| ○ | Yucca elata/
Socratea Yucca |



Key Plan N.T.S.

Owner Hunt-Uptown, LLC

Planning Consultant Denish + Kline Assoc., Inc.

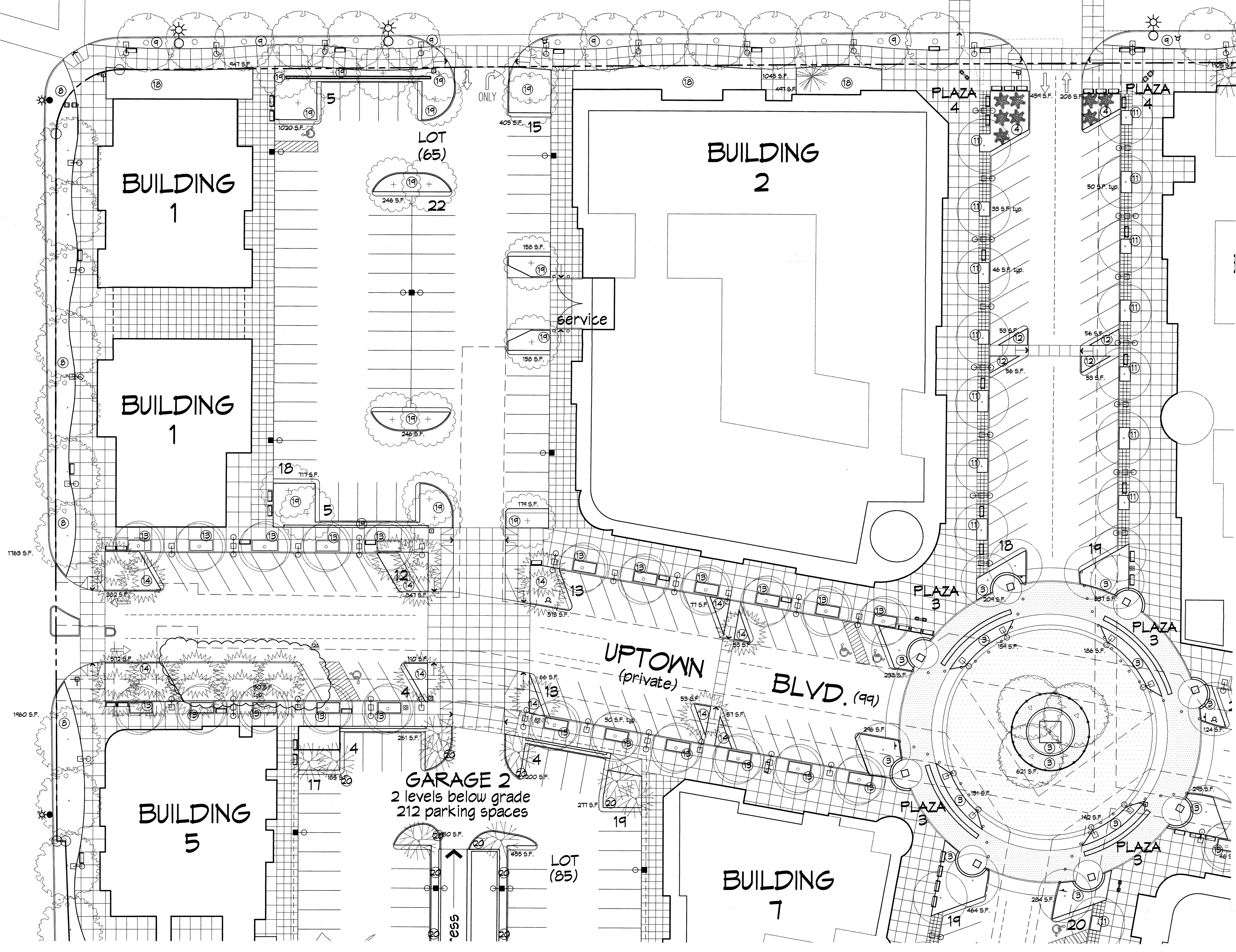
Project Architect Dekker/Perich/Sabatini

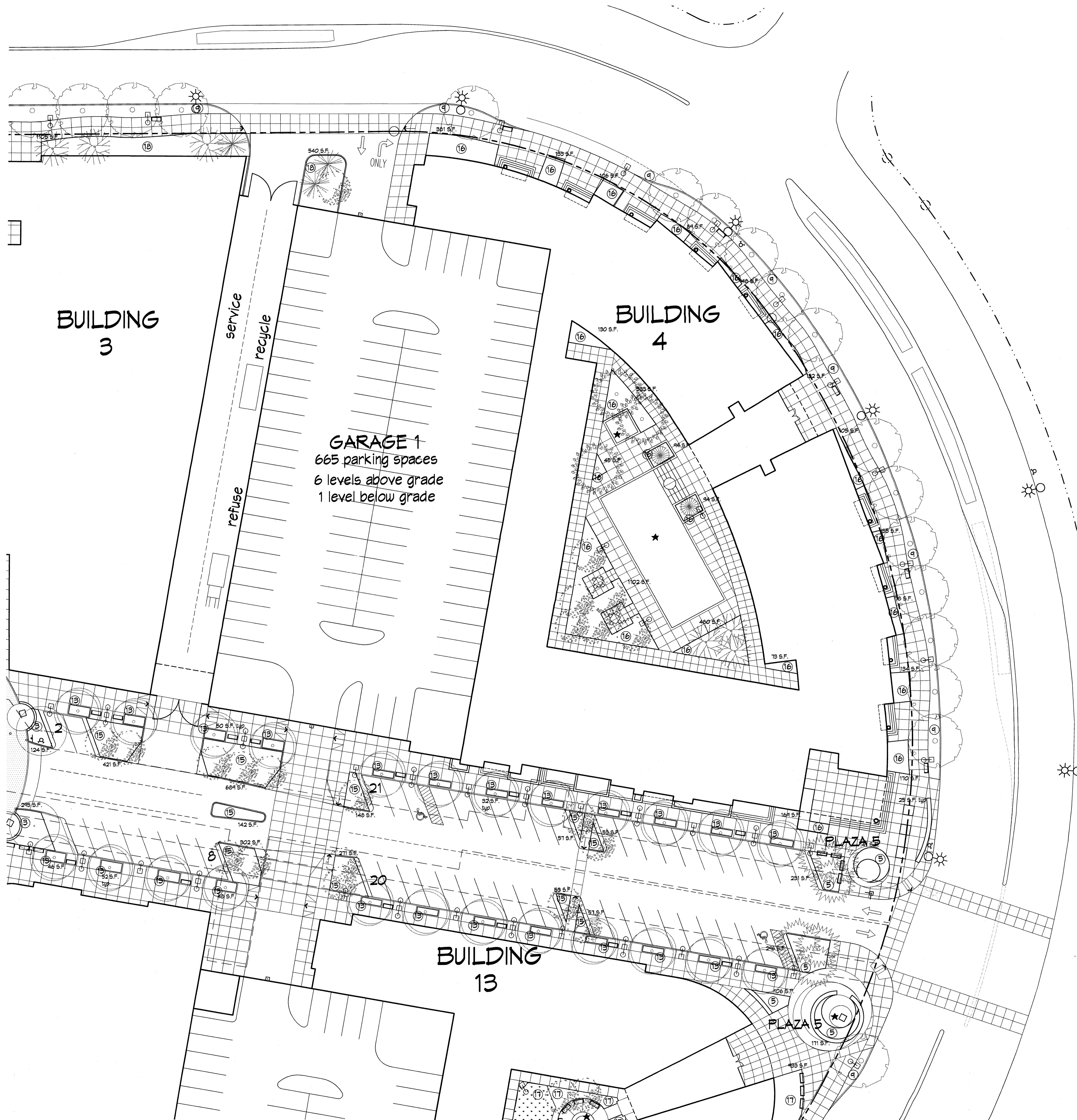
Project Engineer Bohannon-Huston

Project Identity Vaughn Wedeen Creative



DRB Submittal
Site Development Plan for Building Permit
Enlarged Landscape and Plaza Plans (NW Quadrant) 03 of 14





Keyed Plant Palettes

- | | | | | | |
|--|--|--|--|--|--|
| <p>1 Palette 1 (Plaza 1) Scaevola Yucca Prickly Pear Cactus Sotol Deerrgrass Threadgrass Centennial Broom Mexican Blue Sage Pouis Castle Sage Angelita Daisy Blue Flax Desert Four-O'Clock Gaia Mexican Eve. Primrose Moonshine Yarrow</p> | <p>2 Palette 2 (Plaza 2 and Access from Louisiana) Chilapa Raywood Ash Prickly Pear Cactus Sotol Prickly Pear Cactus Twisted Leaf Yucca Beargrass Regal Mist Muhlenbergia Mexican Blue Sage Prostrate Rosemary Angelita Daisy Germander Hummingbird Mint Lavender Mexican Eve. Primrose Moonshine Yarrow</p> | <p>3 Palette 3 (Plaza 3 including Central Median) Escarpment Live Oak Rio Grande Cottonwood Sotol Deerrgrass Centennial Broom Mexican Blue Sage Prostrate Rosemary Sierra Gold Dalea Angelita Daisy Lavender May Night Sage Penstemon Moonshine Yarrow</p> | <p>4 Palette 4 (Plaza 4) Scaevola Yucca Prickly Pear Cactus Deerrgrass Centennial Broom Mexican Blue Sage Angelita Daisy Blue Flax Desert Four-O'Clock Gaia Moonshine Yarrow</p> | <p>5 Palette 5 (Plaza 5) Chaste Tree Prickly Pear Cactus Red Hesperaloe Deerrgrass Autumn Sage Prostrate Rosemary Mexican Eve. Primrose Gaia Prairie Sage</p> | <p>6 Palette 6 (Plaza 6) Chinquapin Oak Desert Willow Red Hesperaloe Sports Blend Grass Threadgrass Autumn Sage Butterfly Bush Prostrate Rosemary Gaia Prickly Pear Cactus Thyme Veronica Trumpet Vine Asteria</p> |
| <p>7 Palette 7 (Plaza 7 and Service Area) Arizona Rosewood Texas Mountain Laurel Prickly Pear Cactus Blue Fescue Autumn Sage Shadscale Chamisa Dwarf Flumbago Germander Mexican Eve. Primrose Penstemon Prairie Sage Pouis Castle Sage White-tufted Eve. Prim. Yerba Mansa Trumpet Vine Misteria</p> | <p>8 Palette 8 (Louisiana Boulevard) Canyon Hackberry Prickly Pear Cactus Scaevola Beargrass Threadgrass Apache Plume Sumac Blue Flax Desert Four-O'Clock Desert Marigold Hummingbird Mint Liatris Penstemon White-tufted Eve. Prim.</p> | <p>9 Palette 9 (Uptown Loop Road) Maverick Mesquite Prickly Pear Cactus Scaevola Beargrass Purple Three Aun Threadgrass Apache Plume Deerrgrass Sumac Blanket Flower Desert Four-O'Clock Desert Marigold Mexican Eve. Primrose Penstemon White-tufted Eve. Prim.</p> | <p>10 Palette 10 (Indian School Road) Escarpment Live Oak Agave Prickly Pear Cactus Scaevola Autumn Sage Big Bluestem Buffalgrass Blue Flax Centennial Broom Blue Mist Spruce Rosemary Angelita Daisy Blue Flax Desert Four-O'Clock Gaia Mexican Eve. Primrose Moonshine Yarrow</p> | <p>11 Palette 11 (Q Street Sidewalk) Escarpment Live Oak Regal Mist Muhlenbergia Autumn Sage Rosemary Germander Pouis Castle Sage Yerba Mansa</p> | <p>12 Palette 12 (Q Street Parking Area Planters) Lena Broom Red Hesperaloe Regal Mist Muhlenbergia Desert Four-O'Clock Gaia Mexican Eve. Primrose Moonshine Yarrow Penstemon Prairie Sage</p> |
| <p>13 Palette 13 (Uptown Boulevard Sidewalk) Texas Red Oak Deerrgrass Blue Mist Spirea Compact Mahonia Dwarf Flumbago Germander Pouis Castle Sage</p> | <p>14 Palette 14 (Uptown Blvd. Parking Area Planters- West of Plaza 3) Chaste Tree Prickly Pear Cactus Bear Grass Normal Tea Angelita Daisy Desert Four-O'Clock Mexican Eve. Primrose Penstemon</p> | <p>15 Palette 15 (Uptown Blvd. Parking Area Planters- East of Plaza 3) New Mexico Olive Twisted Leaf Yucca Blue Avena Grass Deerrgrass Mormon Tea Angelita Daisy Desert Four-O'Clock Mexican Eve. Primrose Penstemon</p> | <p>16 Palette 16 (Building 4) Arizona Rosewood Desert Willow New Mexico Olive Prickly Pear Cactus Oklahoma Redbud Blue Avena Grass Sports Blend Grass Autumn Sage Compact Mahonia Butterfly Bush Prostrate Rosemary Sumac Blue Flax Desert Four-O'Clock Dwarf Flumbago Germander Moonshine Yarrow Penstemon Pouis Castle Sage</p> | <p>17 Palette 17 (Foundation) Desert Willow New Mexico Olive Prickly Pear Cactus Oklahoma Redbud Blue Avena Grass Sports Blend Grass Compact Mahonia Butterfly Bush Prostrate Rosemary Sumac Blue Flax Desert Four-O'Clock Dwarf Flumbago Germander Moonshine Yarrow Penstemon</p> | <p>18 Palette 18 (Foundation) Algerian Pine New Mexico Olive Oklahoma Redbud Blue Avena Grass Compact Mahonia Curlyleaf Mountain Manzanary Juniper Sumac Mexican Sand Cherry Lilife Mexican Eve. Primrose Penstemon Prairie Sage Mincups</p> |
| <p>19 Palette 19 (N Surface Parking Lot) Chilapa Prickly Pear Cactus Twisted Leaf Yucca Bear Grass Bird of Paradise Centennial Broom Lena Broom Mexican Blue Sage Angelita Daisy Blue Flax Mexican Eve. Primrose Penstemon</p> | <p>20 Palette 20 (West Central Surface Parking Lot) Oklahoma Redbud Prickly Pear Cactus Twisted Leaf Yucca Bear Grass Threadgrass Bird of Paradise Mexican Flame Anacardium Prostrate Rosemary Angelita Daisy Blanket Flower Mexican Eve. Primrose Penstemon</p> | <p>21 Palette 21 (South Surface Parking Lot) Texas Mountain Laurel Prickly Pear Cactus Twisted Leaf Yucca Bear Grass Autumn Sage Bird of Paradise Centennial Broom Shadscale Blanket Flower Desert Four-O'Clock Mexican Eve. Primrose Penstemon</p> | | | |

Furnishings Legend

- Pedestrian Scale Pole Light
- Area Pole Light
- Existing Street Pole Light
- 5' Bench
- 2' wide Fixed Seating
- ★ Water Feature
- Monument or Sign or Art

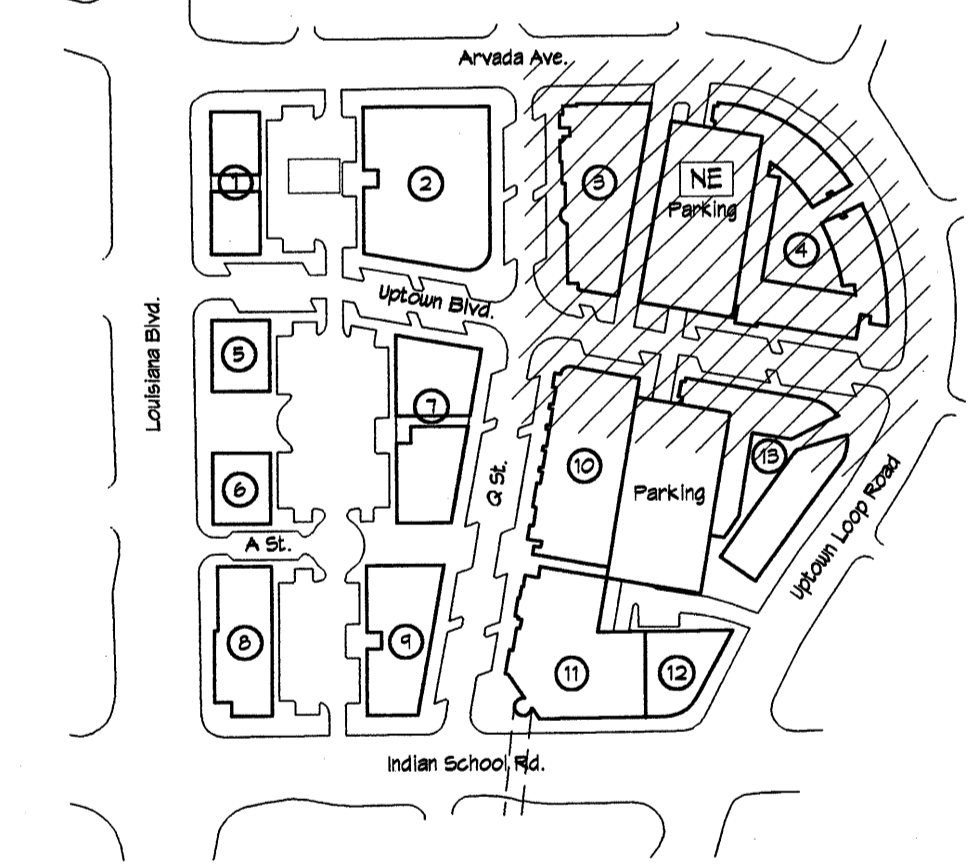
LANDSCAPE NOTES

1. Planting and irrigation installation details shall meet City of Albuquerque requirements. Each tree shall have a minimum of 36 feet of planting space.

2. The parking area trees selected for use at ABQ Uptown are appropriate to the challenges of arid, urban environments and will perform well in our climate and in the planting situations created at ABQ Uptown. These trees, which include deciduous and broad leaf evergreen species, have been chosen for their ability to withstand our environmental conditions (climate, soils, winds) and support the site program (shade, screening, color, scale) while reinforcing the desired high desert/southwest aesthetic. Due to the lack of empirical data on the pollution resistant qualities of trees native and adapted to the desert southwest, we have relied on our professional expertise and experience, and on the expertise of green industry (horticulture and plant nursery) professionals in choosing the trees for this arid, urban situation.

Tree Legend

- | sym. | botanical name/
common name |
|------|---|
| ● | TREES |
| ○ | Celtis reticulata/
Canyon Hackberry |
| ○ | Cercis reniformis/
Oklahoma Redbud |
| ○ | Chilopa's linearis/
Desert Willow |
| ○ | Chilopa laskentensis 'Pink Dawn'/
Pink Dawn Chilopa |
| ○ | Forestiera neomexicana/
New Mexico Olive |
| ○ | Fraxinus angustifolia 'Raywood'/
Raywood Ash |
| ○ | Pinus eldarica/
Afghan Pine |
| ○ | Populus fremontii 'Walizen'/
Rio Grande Valley Cottonwood |
| ○ | Prosopis glandulosa 'Maverick'/
Maverick-Thornless Texas
Honey Mesquite |
| ○ | Quercus buckleyi/
Texas Red Oak |
| ○ | Quercus fusiformis/
Escarpment Live Oak |
| ○ | Quercus muhlenbergia/
Chinquapin Oak |
| ○ | Sophora secundiflora/
Texas Mountain Laurel |
| ○ | Vauquelinia californica/
Arizona Rosewood |
| ○ | Vitex agnus-castus/
Chaste Tree |
| ○ | Yucca elata/
Scaevola Yucca |



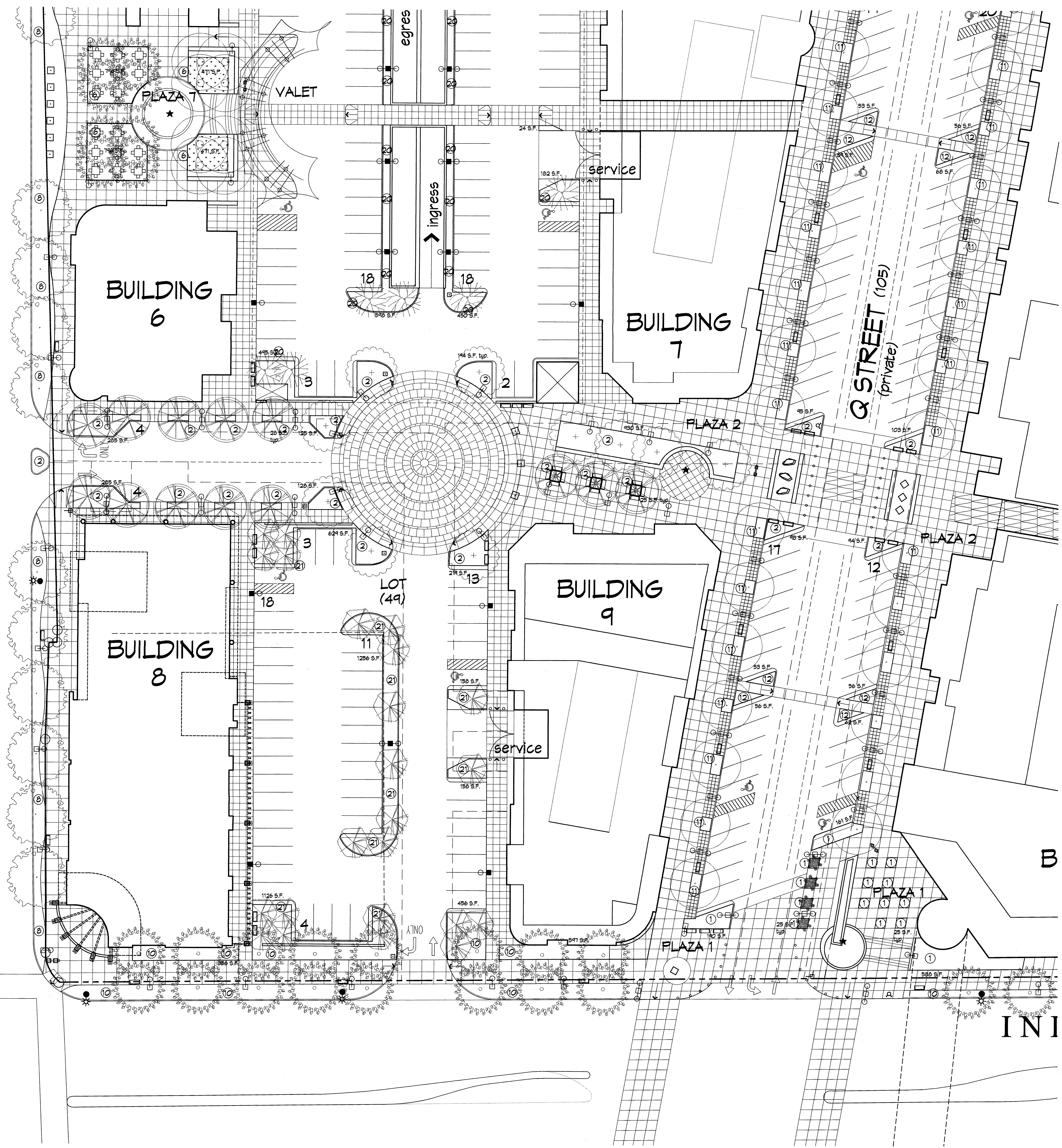
Key Plan N.T.S.

Owner: Hunt-Uptown, LLC
 Planning Consultant: Denish + Kline Assoc., Inc.
 Project Architect: Dekker/Perich/Sabatini
 Project Engineer: Bohannon-Huston
 Project Identity: Vaughn Wedeen Creative



DRB Submittal
 Site Development Plan for Building Permit
 Enlarged Landscape and Plaza Plans (NE Quadrant) 04 of 14

23 June 2004
 Project #1002247



Keyed Plant Palettes

- | | | | | | |
|--|--|--|---|---|--|
| <p>① Palette 1 (Plaza 1)
Sage
Parr's Agave
Prickly Pear Cactus
Deergrass
Threadgrass
Centennial Broom
Mexican Blue Sage
Pouss Castle Sage
Angella Daisy
Blue Flax
Desert Four-O'Clock
Sage
Mexican Eve. Primrose
Moonshine Yarrow</p> | <p>② Palette 2 (Plaza 2 and Access from Louisiana)
Chitapa
Raywood Ash
Prickly Pear Cactus
Deergrass
Threadgrass
Regal Mist Muhlenbergia
Thru Grass Sage
Mexican Blue Sage
Prostrate Rosemary
Angella Daisy
Germander
Hummingbird Mint
Lavender
Mexican Eve. Primrose
Moonshine Yarrow</p> | <p>③ Palette 3 (Including Central Median)
Escarpment Live Oak
Rio Grande Cottonwood
Sotol
Deergrass
Centennial Broom
Mexican Blue Sage
Prostrate Rosemary
Serra Sotol Daisy
Angella Daisy
Lavender
Liatris
Maj. Night Sage
Moonshine Yarrow</p> | <p>④ Palette 4 (Plaza 4)
Sage
Parr's Agave
Rio Grande Cottonwood
Centennial Broom
Mexican Blue Sage
Prostrate Rosemary
Blue Flax
Desert Four-O'Clock
Mexican Eve. Primrose
Moonshine Yarrow</p> | <p>⑤ Palette 5 (Plaza 5)
Chaste Tree
Prickly Pear Cactus
Deergrass
Sports Blend Grass
Threadgrass
Centennial Broom
Angella Daisy
Prostrate Rosemary
Desert Four-O'Clock
Mexican Eve. Primrose
Penstemon
Prairie Sage</p> | <p>⑥ Palette 6 (Plaza 6)
Chinquapin Oak
Desert Willow
Deergrass
Sports Blend Grass
Threadgrass
Centennial Broom
Angella Daisy
Butterfly Bush
Prostrate Rosemary
Mexican Eve. Primrose
Serra Sotol Daisy
Gaura
Germander
Hummingbird Mint
Pouss Castle Sage
Thyme
Veronica
Trumpet Vine
Nasturtia</p> |
| <p>⑦ Palette 7 (Plaza 7 and Service Area)
Arizona Rosewood
Texas Mountain Laurel
Parr's Agave
Prickly Pear Cactus
Blue Fescue
Autumn Sage
Shadscale
Boston Ivy
Dwarf Fumbago
Germander
Mexican Eve. Primrose
Penstemon
Prairie Sage
Pouss Castle Sage
White-Tufted Eve. Prim.
Yerba Mansa
Trumpet Vine
Nasturtia</p> | <p>⑧ Palette 8 (Louisiana Boulevard)
Canyon Hackberry
Parr's Agave
Prickly Pear Cactus
Sotol
Beargrass
Apache Plume
Chamisa
Blue Flax
Desert Four-O'Clock
Desert Marigold
Hummingbird Mint
Liatris
Penstemon
White-Tufted Eve. Prim.
Yerba Mansa</p> | <p>⑨ Palette 9 (Uptown Loop Road)
Maverick Mesquite
Escarpment Live Oak
Blue Broom
Sotol
Purple Three Aun
Threadgrass
Apache Pine
Chamisa
Sunac
Blue Flax Flower
Desert Four-O'Clock
Desert Marigold
Desert Marigold
Mexican Eve. Primrose
Penstemon
White-Tufted Eve. Prim.</p> | <p>⑩ Palette 10 (Q Street Sidewalks)
Desert Willow
Sage
Prickly Pear Cactus
Sotol
Big Bluestem
Buffalograss
Deergrass
Yerba Mansa
Regal Mist Muh.
Centennial Broom
Blue Flax
Desert Four-O'Clock
Serra Sotol Daisy
Mexican Eve. Primrose
Moonshine Yarrow</p> | <p>⑪ Palette 11 (Q Street Sidewalks)
Escarpment Live Oak
Area Broom
Regal Mist Muhlenbergia
Sage
Sotol
Gaura
Mexican Eve. Primrose
Moonshine Yarrow
Penstemon
Prairie Sage</p> | <p>⑫ Palette 12 (Q Street Parking Area Planters)
Lara Broom
Red Yucca
Regal Mist Muhlenbergia
Blue Flax
Serra Sotol Daisy
Gaura
Mexican Eve. Primrose
Moonshine Yarrow
Penstemon
Prairie Sage</p> |
| <p>⑬ Palette 13 (Uptown Boulevard Sidewalks - West of Plaza 3)
Texas Red Oak
Deergrass
Blue Mist Spirea
Compact Mahonia
Dwarf Fumbago
Pouss Castle Sage</p> | <p>⑭ Palette 14 (Uptown Blvd. Parking Area Planters - West of Plaza 3)
Chaste Tree
Sotol
Bear Grass
Mormon Tea
Angella Daisy
Desert Four-O'Clock
Mexican Eve. Primrose
Penstemon</p> | <p>⑮ Palette 15 (Uptown Blvd. Parking Area Planters - East of Plaza 3)
New Mexico Olive
Tulsted Leaf Yucca
Blue Avena Grass
Sotol
Mormon Tea
Desert Four-O'Clock
Mexican Eve. Primrose
Penstemon</p> | <p>⑯ Palette 16 (Building 4)
Arizona Rosewood
Desert Willow
New Mexico Olive
Oklahoma Redbud
Parr's Agave
Blue Avena Grass
Sotol
Compact Mahonia
Butterfly Bush
Prostrate Rosemary
Sunac
Blue Flax
Desert Four-O'Clock
Dwarf Fumbago
Germander
Moonshine Yarrow
Penstemon
Pouss Castle Sage</p> | <p>⑰ Palette 17 (Building 13)
Arizona Rosewood
New Mexico Olive
Parr's Agave
Sotol
Blue Avena Grass
Compact Mahonia
Prostrate Rosemary
Sunac
Desert Four-O'Clock
Dwarf Fumbago
Germander
Moonshine Yarrow
Penstemon</p> | <p>⑱ Palette 18 (Foundation Planting)
Alfalfa
New Mexico Olive
Oklahoma Redbud
Blue Avena Grass
Buffalograss
Compact Mahonia
Juniper
Sunac
Mexican Sand Cherry
Liatris
Mexican Eve. Primrose
Prairie Sage
Niniscus</p> |
| <p>⑲ Palette 19 (NP Surface Parking Lot)
Chinquapin Oak
Prickly Pear Cactus
Twisted Leaf Yucca
Bear Grass
Centennial Broom
Lara Broom
Mexican Blue Sage
Angella Daisy
Blue Flax
Mexican Eve. Primrose
Penstemon</p> | <p>⑳ Palette 20 (West Central Surface Parking Lot)
Oklahoma Redbud
Sotol
Prickly Pear Cactus
Twisted Leaf Yucca
Bear Grass
Bird of Paradise
Threadgrass
Mexican Blue Sage
Anisacanthus
Prostrate Rosemary
Blanket Flower
Mexican Eve. Primrose
Penstemon</p> | <p>㉑ Palette 21 (SW Surface Parking Lot)
Texas Mountain Laurel
Prickly Pear Cactus
Twisted Leaf Yucca
Bear Grass
Autumn Sage
Bird of Paradise
Centennial Broom
Shadscale
Blanket Flower
Desert Four-O'Clock
Mexican Eve. Primrose
Penstemon</p> | | | |

LANDSCAPE NOTES

1. Planting and Irrigation Installation details shall meet City of Albuquerque requirements. Each tree shall have a minimum of 36 feet of planting space.

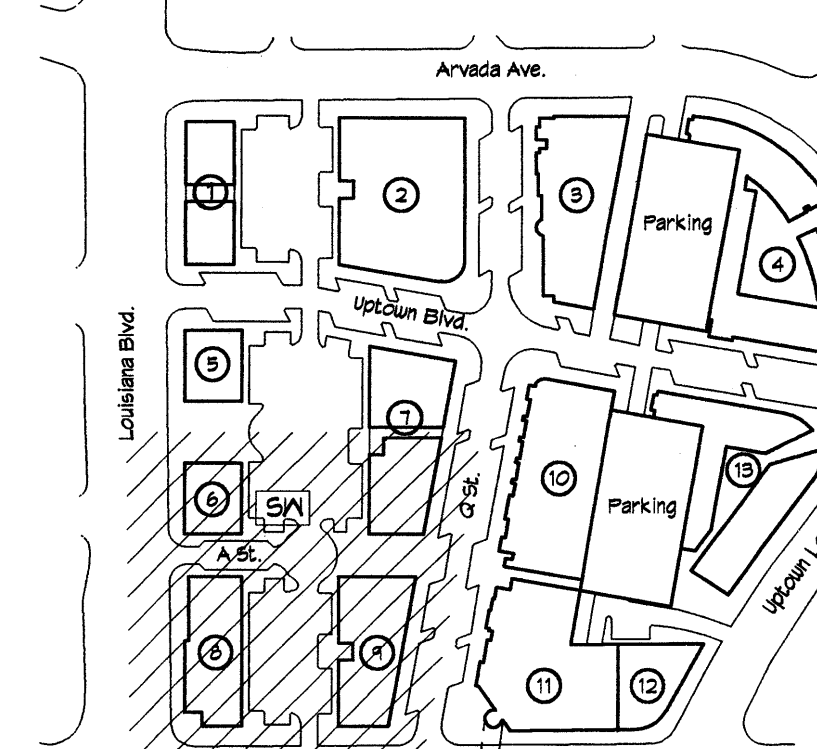
2. The parking area trees selected for use at ABQ Uptown are appropriate to the challenges of arid, urban environments and will perform well in our climate and in the planting situations created at ABQ Uptown. These trees, which include deciduous and broad leaf evergreen species, have been chosen for their ability to withstand our environmental conditions (climate, soils, winds) and support the site program (shade, screening, color, scale) while reinforcing the desired high desert/southwest aesthetic. Due to the lack of empirical data on the pollution resistant qualities of trees native and adapted to the desert southwest, we have relied on our professional expertise and experience, and on the expertise of green industry (horticulture and plant nursery) professionals in choosing the trees for this arid, urban situation.

Tree Legend

- sym. botanical name/
common name
- TREES
 - Celtis reticulata/
Canyon Hackberry
 - Cercis reniformis/
Oklahoma Redbud
 - Chilopsis linearis/
Desert Willow
 - Chitapa tashkentensis "Pink Dawn"/
Pink Dawn Chitapa
 - Forestiera neomexicana/
New Mexico Olive
 - Fraxinus angustifolia "Raywood"/
Raywood Ash
 - Pinus eldarica/
Alfalfa Pine
 - Populus fremontii "Waltzen"/
Rio Grande Valley Cottonwood
 - Prosopis glandulosa "Maverick"/
Maverick-Thornless Texas
Honey Mesquite
 - Quercus buckleyi/
Texas Red Oak
 - Quercus fusiformis/
Escarpment Live Oak
 - Quercus muhlenbergia/
Chinquapin Oak
 - Sophora secundiflora/
Texas Mountain Laurel
 - Vauquelinia californica/
Arizona Rosewood
 - Vitex agnus-castus/
Chaste Tree
 - Yucca elata/
Sage

Furnishings Legend

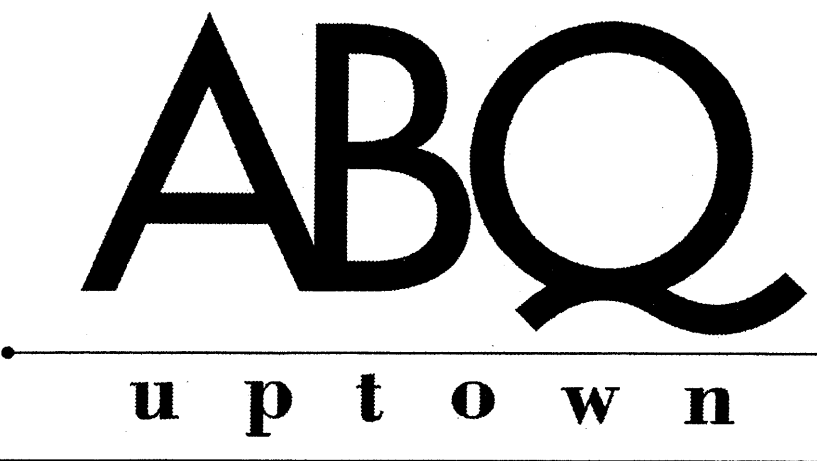
- Pedestrian Scale Pole Light
- Area Pole Light
- Existing Street Pole Light
- 5' Bench
- ▬ 2' wide Fixed Seating
- ★ Water Feature
- Monument or Sign or Art



Key Plan

N.T.S.

Owner: Hunt-Uptown, LLC
 Planning Consultant: Denish + Kline Assoc., Inc.
 Project Architect: Dekker/Perich/Sabatini
 Project Engineer: Bohannon-Huston
 Project Identity: Vaughn Wedeen Creative



DRB Submittal

Site Development Plan for Building Permit
 Enlarged Landscape and Plaza Plans (SW Quadrant)

General Notes

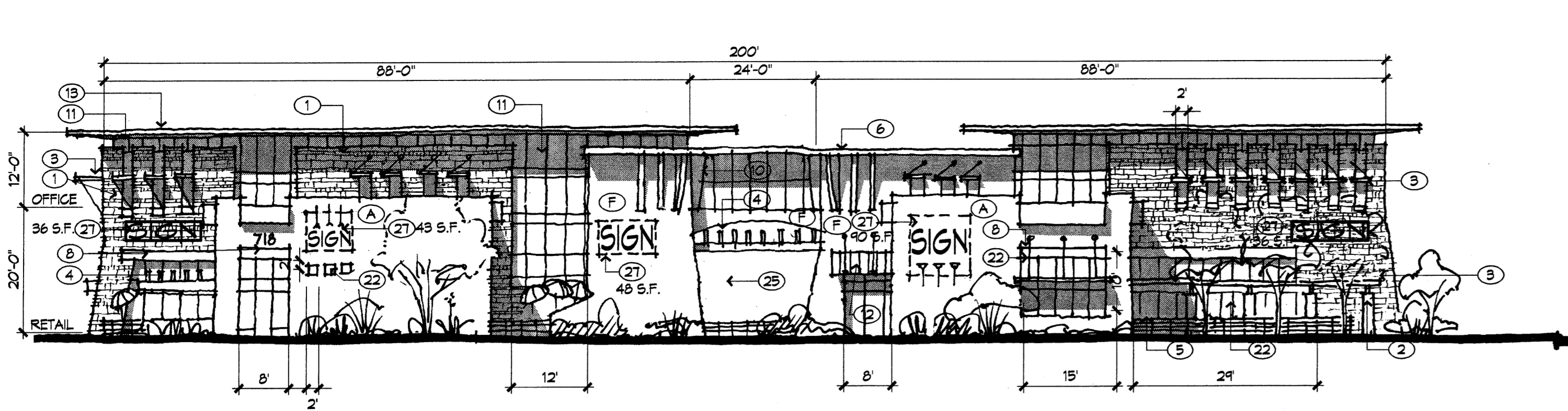
- A. All building facades shall be composed of a combination of the design elements shown or described in this plan. Design elements include, as examples, the building colors, masonry, windows and doors, trellises and porches. These design elements need not be arranged as shown on this plan, but may be freely interchanged to accommodate future tenants.
- B. Entry storefronts to the building may be modified to accommodate specific needs of future tenants. These storefronts are to maintain the overall design intent of the buildings as shown and must be compatible with the building facades in terms of quality of materials and systems.
- C. Signage as shown is for illustrative purposes and may change to meet future tenant requirements.

Keyed Notes

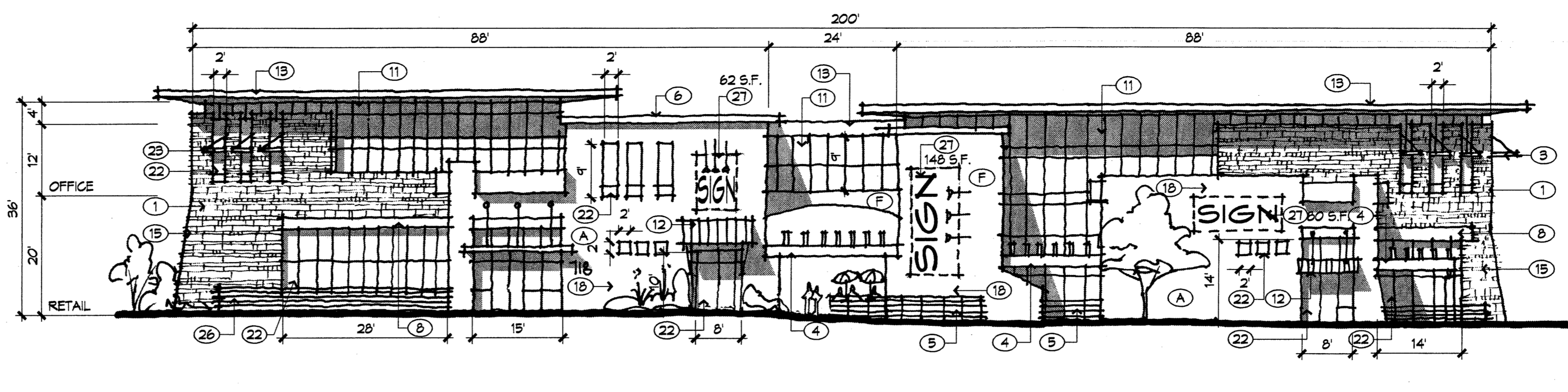
1. STACKED STONE OR CULTURED STONE VENEER
2. STACKED STONE OR CULTURED STONE VENEER COLUMN
3. PAINTED STEEL SHADE CANOPY
4. PAINTED STEEL TRELLIS
5. PAINTED STEEL RAILING
6. STUCCO OR STONE COPING
7. STUCCO OR STONE WINDOW SILL
8. STUCCO OR STONE LINTEL
9. STUCCO OR WOOD CORBEL
10. PRE-FINISHED METAL VERTICAL BRACKETS
11. TRANSLUCENT WINDOW GLAZING SYSTEM
12. METAL ROOF/awning
13. PRE-FINISHED METAL ROOF COPING
14. RECESSED OPENING IN PARAPET
15. BATTERED WALL ELEMENT
16. CANTILEVERED BALCONY WITH PAINTED METAL RAIL
17. BALCONY STRUCTURE
18. STUCCO
19. OPENING IN WALL PLANE
20. TYPICAL ALUMINUM WINDOW UNIT, SIZE AS NOTED ON DRAWING
21. TYPICAL PATIO DOOR/WINDOW UNIT SIZE AS NOTED ON DRAWING
22. TYPICAL COMMERCIAL ALUMINUM STOREFRONT DOOR/WINDOW SYSTEM SIZE AS NOTED ON DRAWING
23. ALUMINUM SHADE FIN
24. PARKING SIGNAGE
25. OPENING BETWEEN BUILDINGS
26. STAIRS WITH PAINTED METAL RAIL
27. STUCCO CONTROL JOINT
30. PEDESTRIAN WALKWAY BETWEEN BUILDINGS
31. PAINTED METAL GRILLE AT OPENING IN WALL
32. SIGN: RESIDENTIAL DOOR
33. PARKING GARAGE AUTOMOBILE DOOR
34. HORIZONTAL METAL ROOF STRUCTURE
35. GLASS OVERHEAD GARAGE DOOR
36. DISPLAY WINDOW
37. TENSILE SHADE STRUCTURE
38. EXPOSED BEAMS
39. BLADE SIGN

Exterior Color Notes

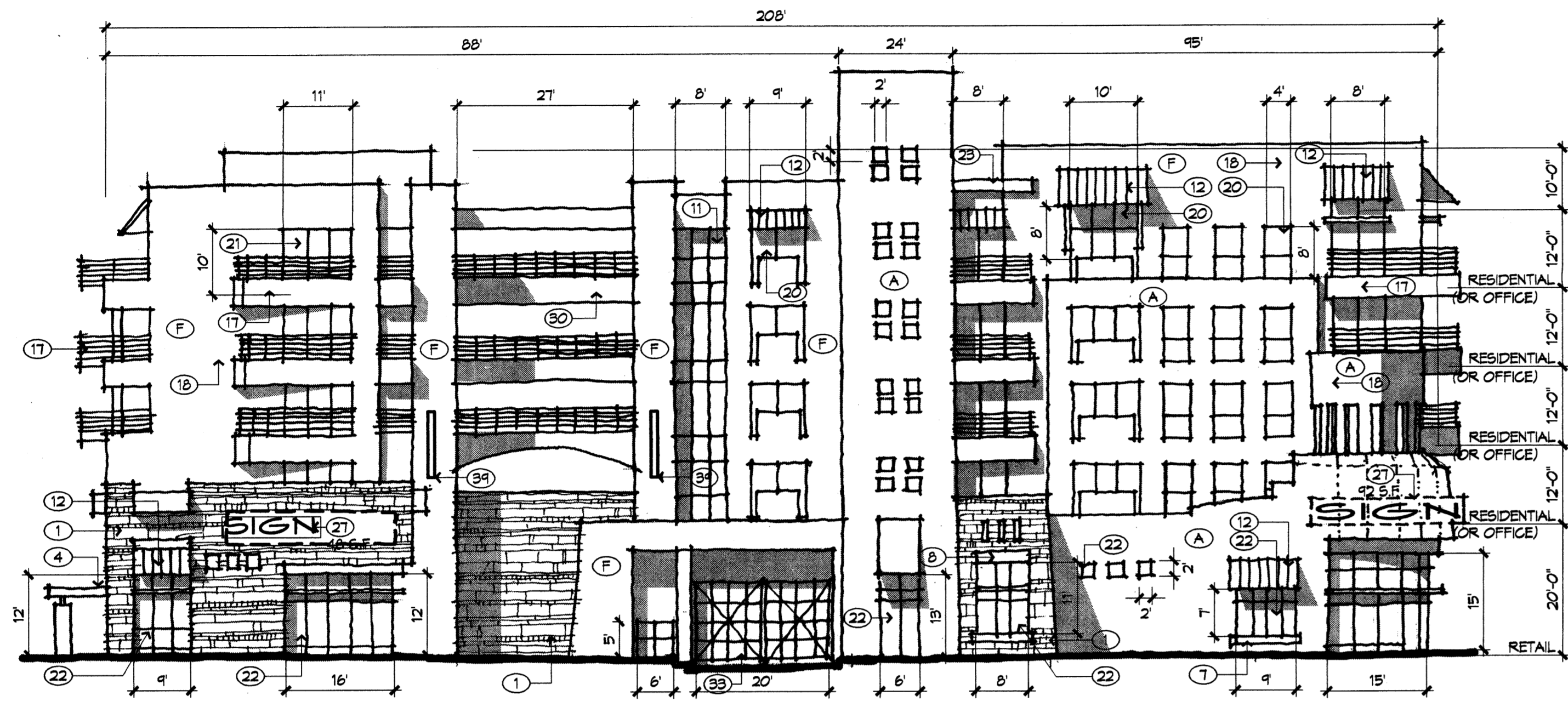
F. FIELD COLOR	A. ACCENT COLOR
Tan	Red
Grey	Orange
Maize	Purple
Yellow	Green
Brown	Yellow
	Blue



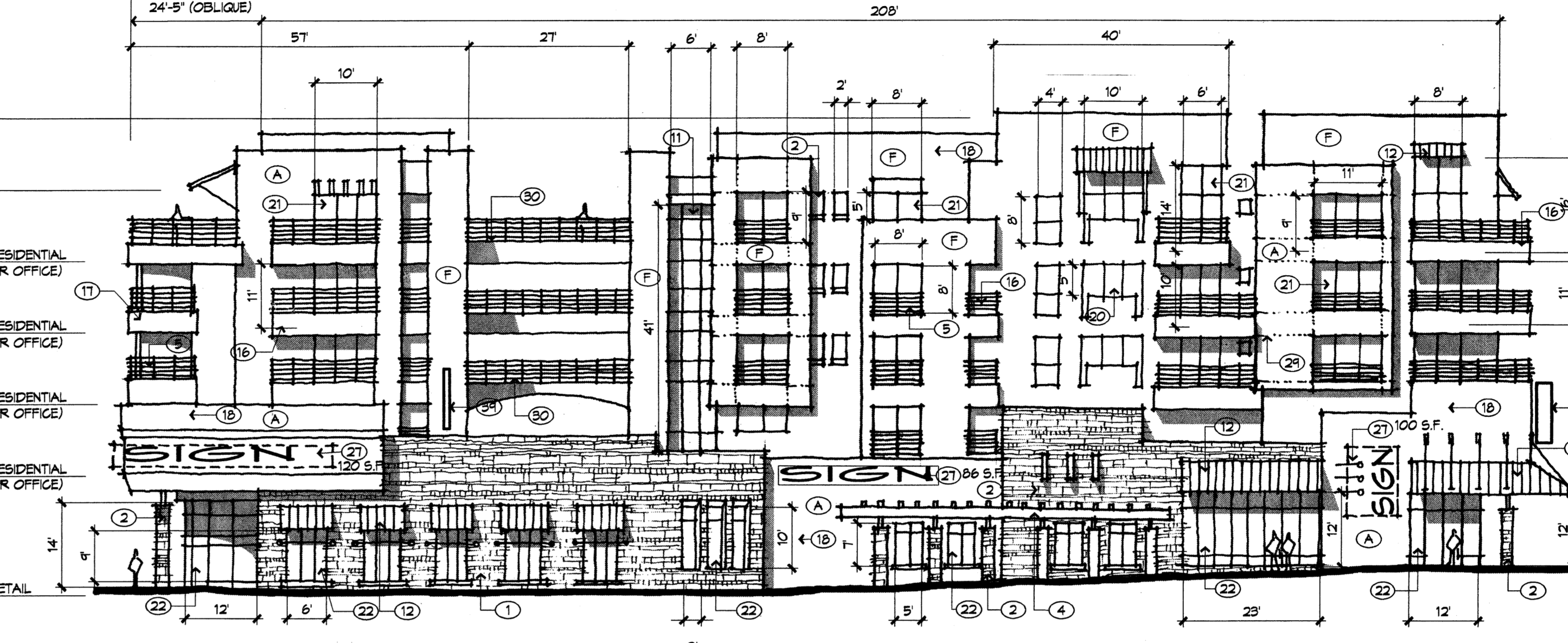
A Building 1 - West Elevation
1/16" = 1'-0"



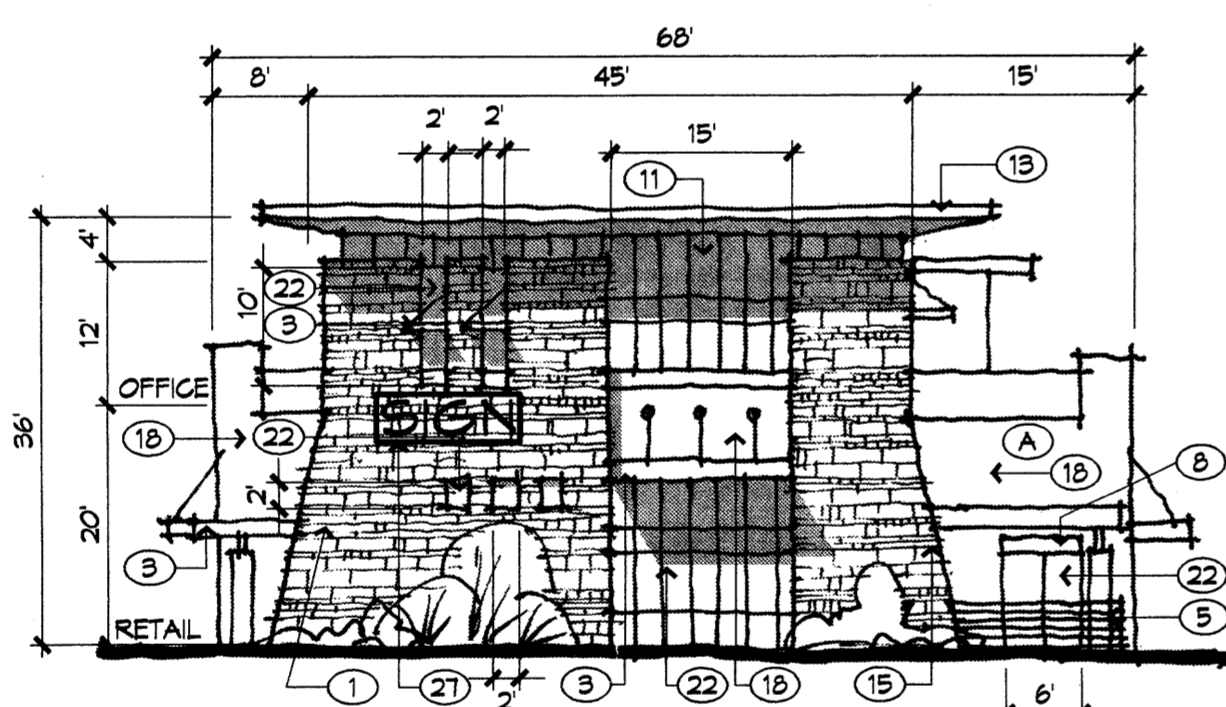
B Building 1 - East Elevation
1/16" = 1'-0"



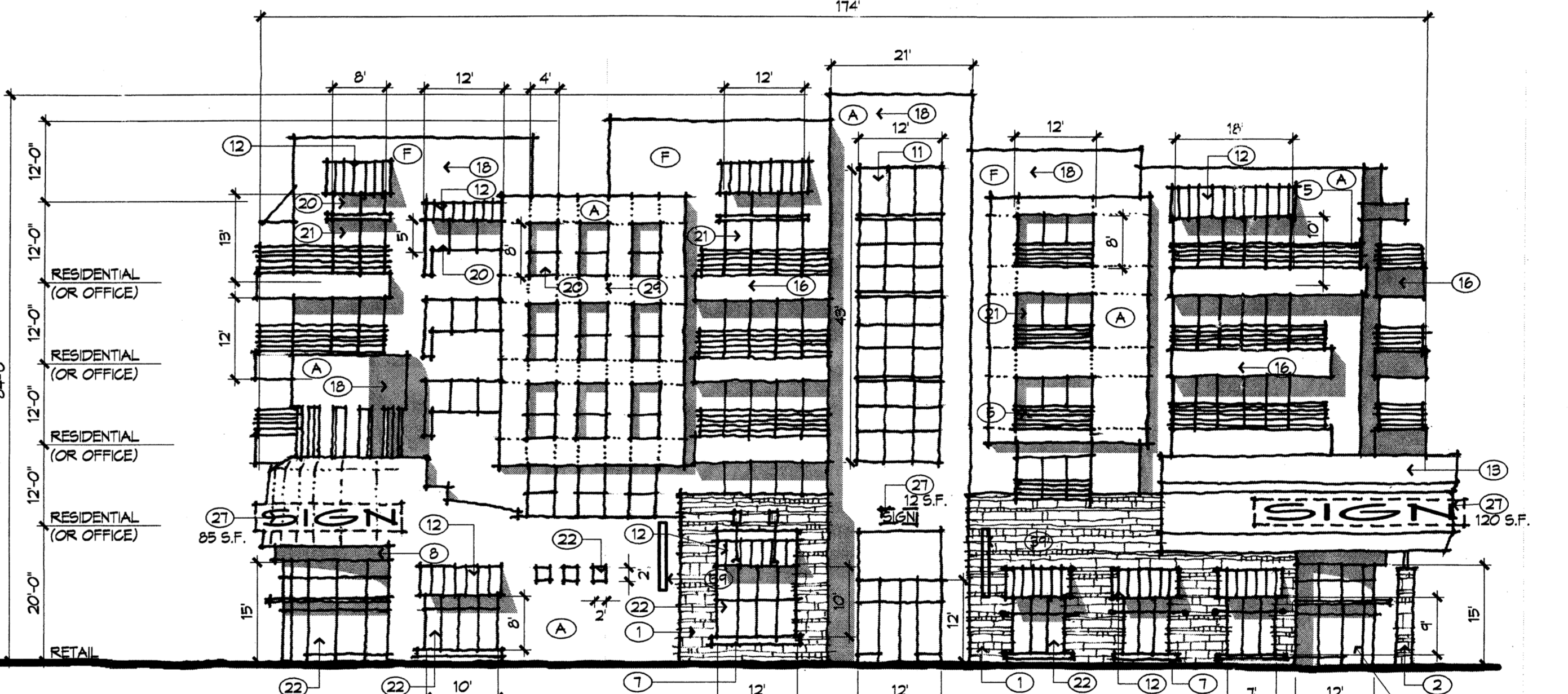
C Building 2 - West Elevation
1/16" = 1'-0"



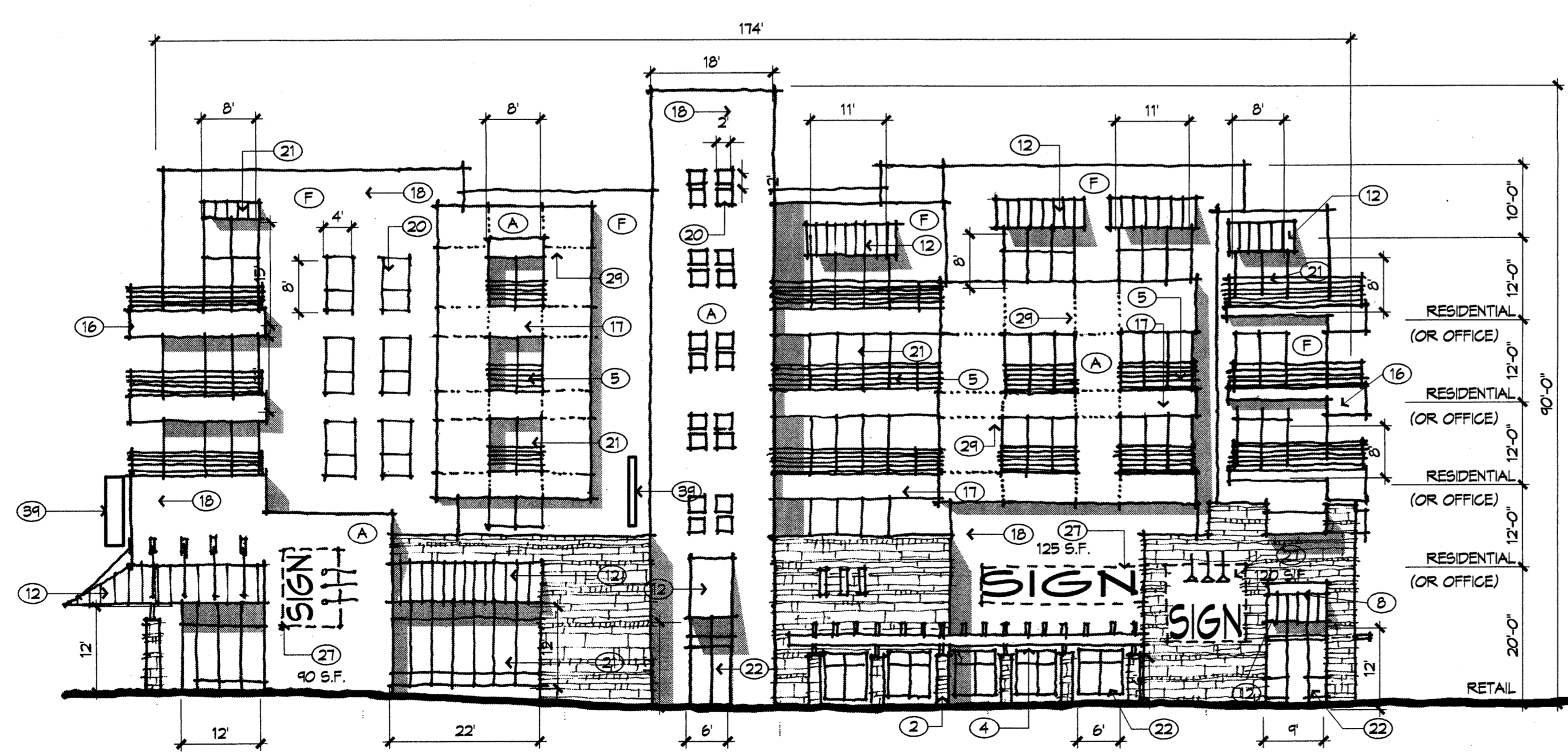
D Building 2 - East Elevation
1/16" = 1'-0"



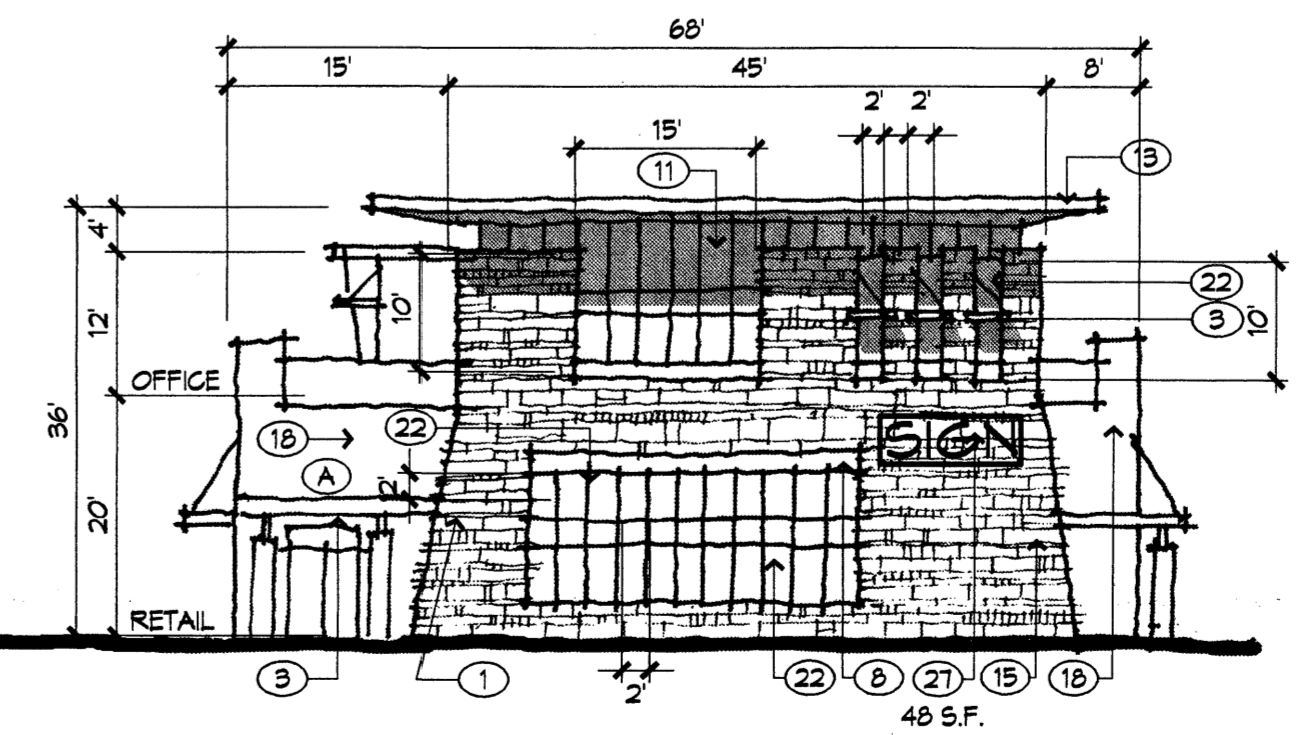
E Building 1 - South Elevation
1/16" = 1'-0"



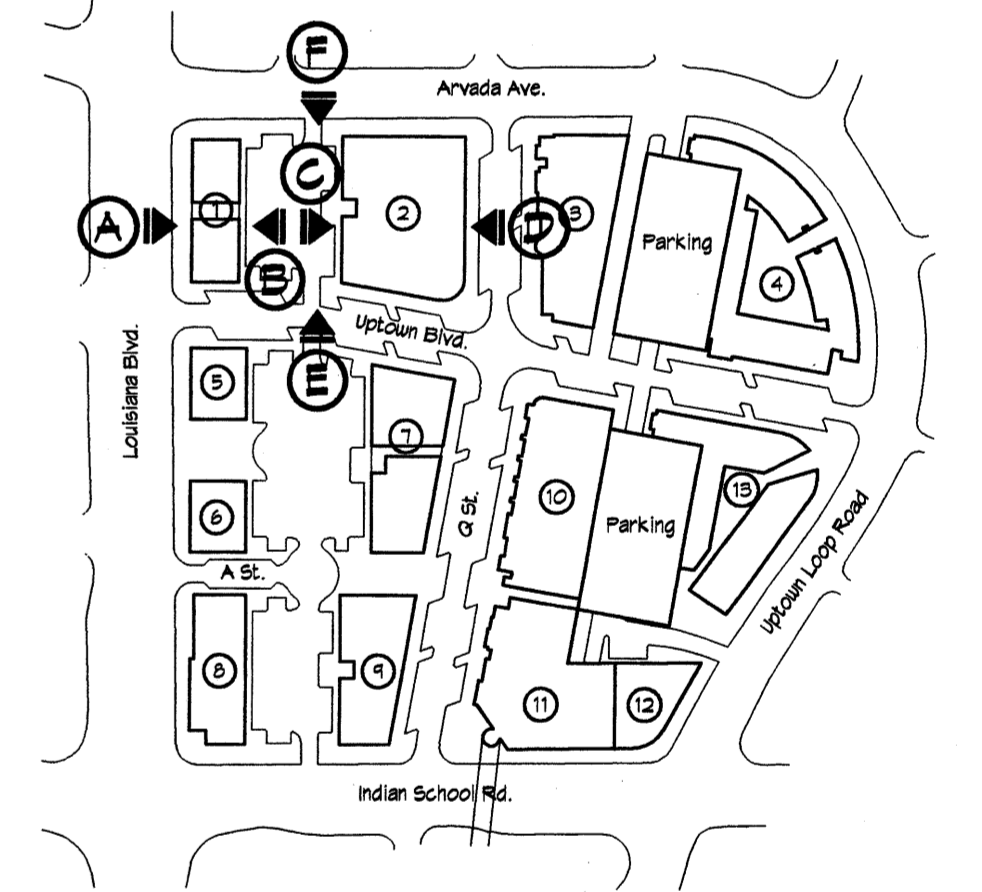
E Building 2 - South Elevation
1/16" = 1'-0"



F Building 2 - North Elevation
1/16" = 1'-0"



F Building 1 - North Elevation
1/16" = 1'-0"



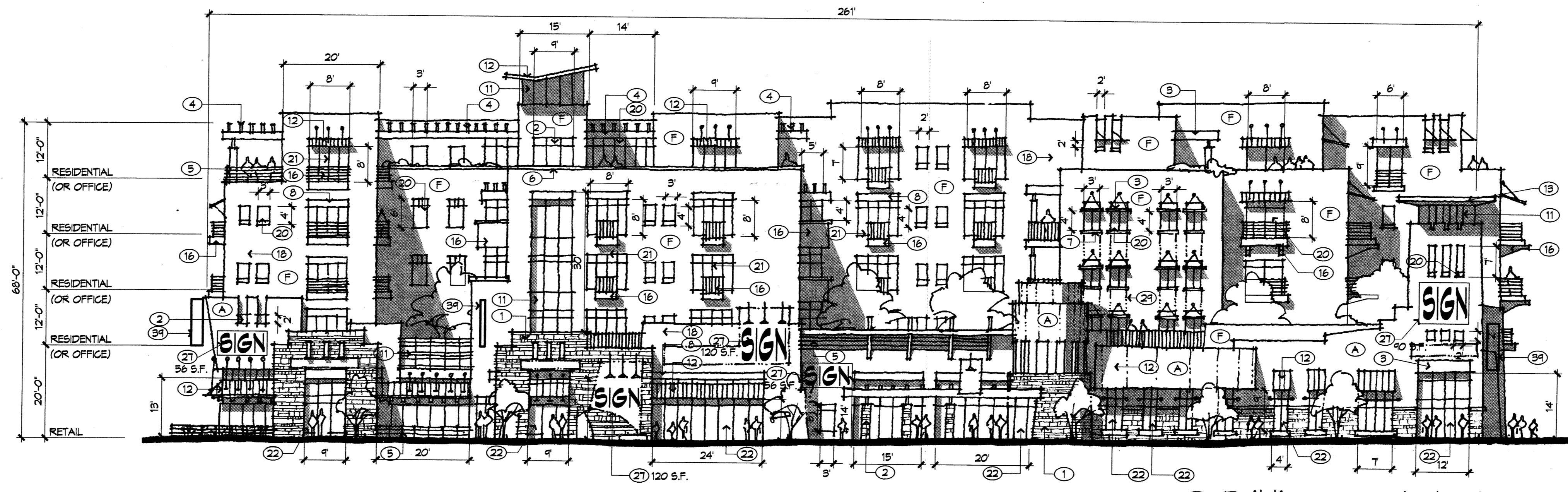
Key Plan N.T.S.

Owner	Hunt-Uptown, LLC
Planning Consultant	Denish + Kline Assoc., Inc.
Project Architect	Dekker/Perich/Sabatini
Project Engineer	Bohannon-Huston
Project Identity	Vaughn Wedeen Creative

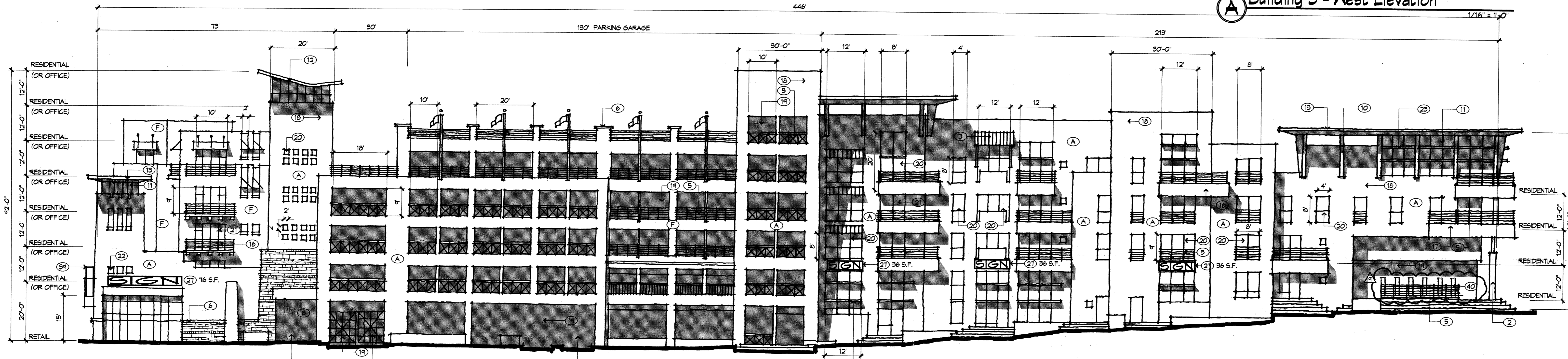


DRB Submittal
Site Development Plan for Building Permit

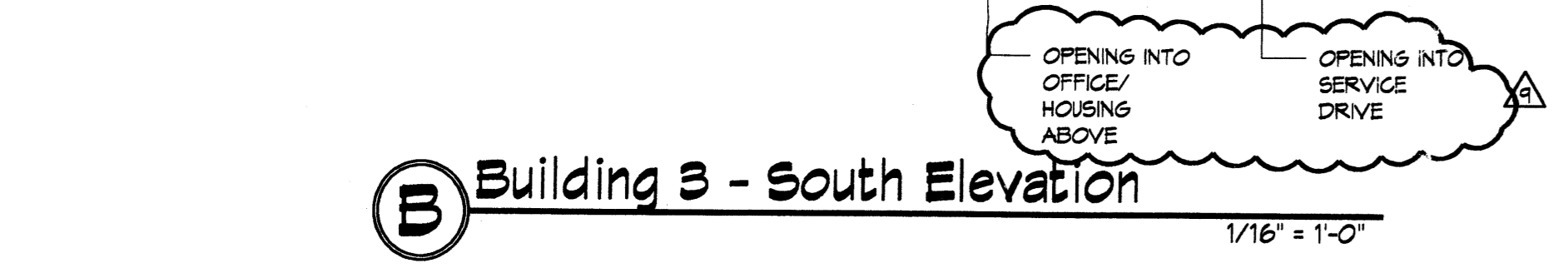
Building Elevations 1 07 of 14



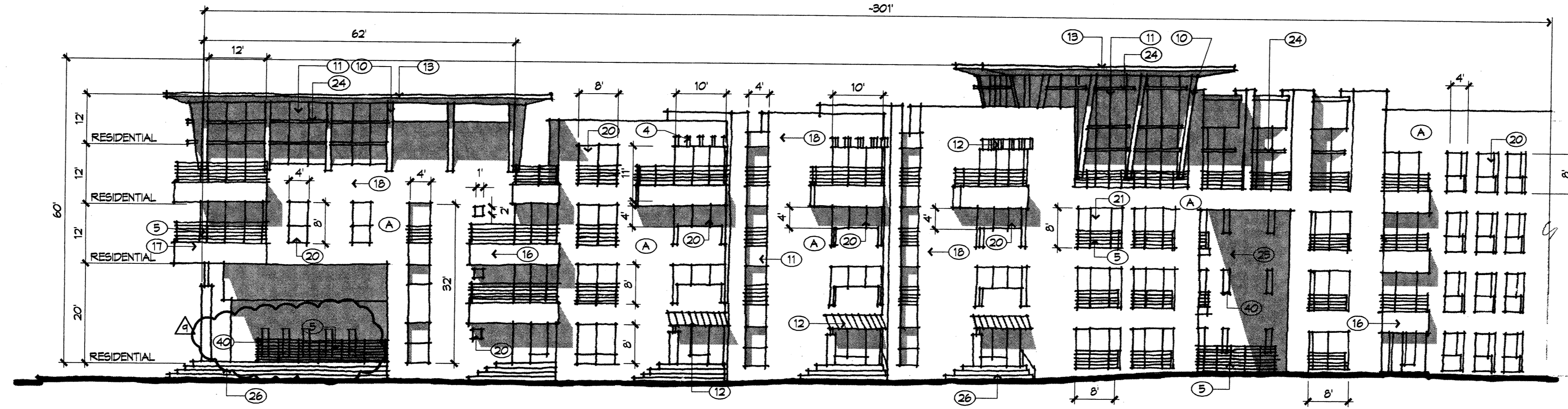
A Building 3 - West Elevation
1/16" = 1'-0"



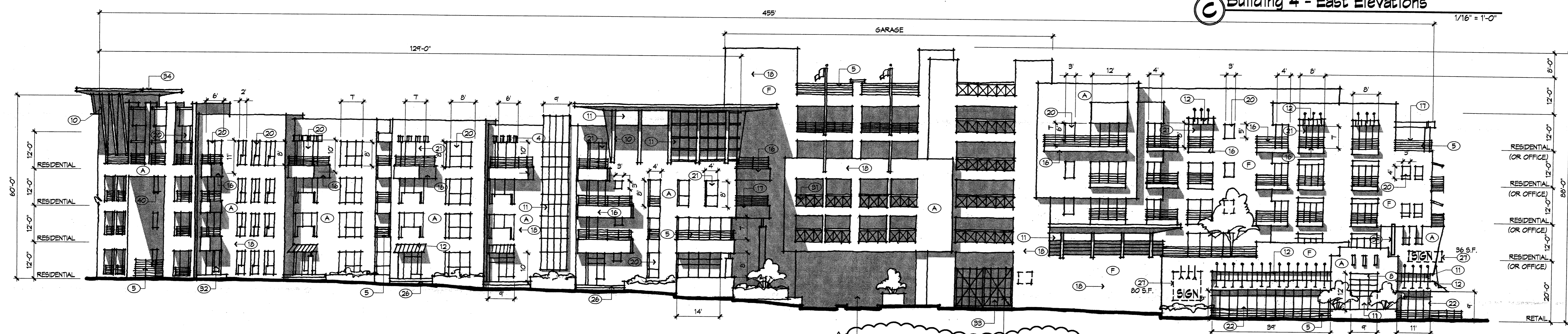
B Building 4 - South Elevation
1/16" = 1'-0"



B Building 3 - South Elevation
1/16" = 1'-0"



C Building 4 - East Elevation
1/16" = 1'-0"



D Building 4 - North Elevation
1/16" = 1'-0"



D Building 3 - North Elevation
1/16" = 1'-0"

General Notes

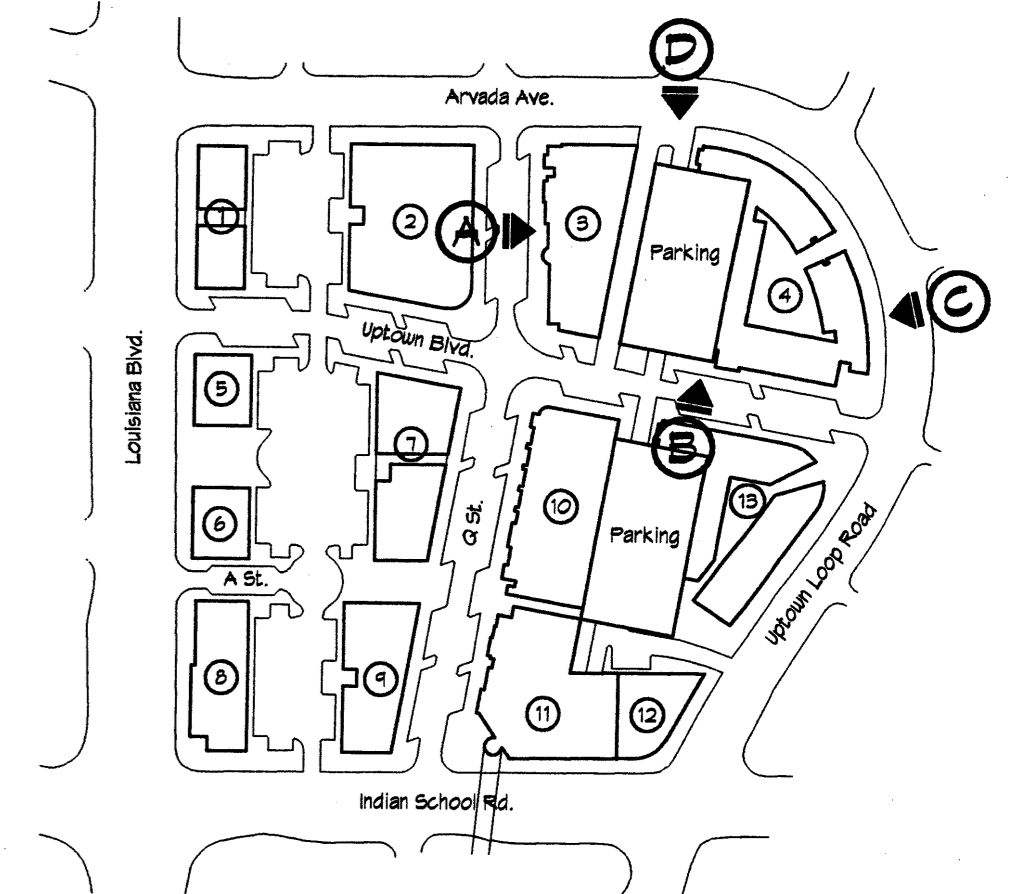
- A. All building facades shall be composed of a combination of the design elements shown or described in this plan. Design elements include, as examples, the building colors, masonry windows and doors, trellises and portals. These design elements need not be arranged as shown on this plan, but may be freely interchanged to accommodate future tenants.
- B. Entry storefronts to the building may be modified to accommodate specific needs of future tenants. These storefronts are to maintain the overall design intent of the buildings as shown and must be compatible with the building facades in terms of quality of materials and systems.
- C. Signage as shown is for illustrative purposes and may change to meet future tenant requirements.

Keyed Notes

1. STACKED STONE OR CULTURED STONE VENEER
2. STACKED STONE OR CULTURED STONE VENEER COLUMN
3. PAINTED STEEL SHADE CANOPY
4. PAINTED STEEL TRELLIS
5. PAINTED STEEL RAILING
6. STUCCO OR STONE COPING
7. STUCCO OR STONE WINDOW SILL
8. STUCCO OR STONE LINTEL
9. STUCCO OR WOOD CORSEL
10. PRE-FINISHED METAL VERTICAL BRACKETS
11. TRANSLUCENT WINDOW GLAZING SYSTEM
12. METAL ROOF/ANNING
13. PRE-FINISHED METAL ROOF COPING
14. RECESSED OPENING IN PARAPET
15. BATTERED PALL ELEMENT
16. CANTILEVERED BALCONY WITH PAINTED METAL RAIL
17. BALCONY STRUCTURE
18. STUCCO
19. OPENING IN WALL PLANE
20. TYPICAL ALUMINUM WINDOW UNIT, SIZE AS NOTED ON DRAWING
21. TYPICAL PATIO DOOR/WINDOW UNIT SIZE AS NOTED ON DRAWING
22. TYPICAL COMMERCIAL ALUMINUM STOREFRONT DOOR/WINDOW SYSTEM SIZE AS NOTED ON DRAWING
23. ALUMINUM SHADE FIN
24. PARKING SIGNAGE
25. OPENING BETWEEN BUILDINGS
26. STAIRS WITH PAINTED METAL RAIL
27. WALL MOUNTED SIGNAGE; INTERNALLY OR EXTERNALLY LIT TO COMPLY WITH DARK SKIES ORDINANCE
28. PEDESTRIAN BRIDGE; DESIGN AS FOR ILLUSTRATIVE PURPOSE ONLY.
29. STUCCO CONTROL JOINT
30. PEDESTRIAN WALKWAY BETWEEN BUILDINGS
31. PAINTED METAL GRILLE AT OPENING IN WALL
32. 5X8' RESIDENTIAL DOOR
33. PARKING GARAGE AUTOMOBILE DOOR
34. HORIZONTAL METAL ROOF STRUCTURE
35. GLASS OVERHEAD GARAGE DOOR
36. DISPLAY WINDOW
37. TEMBLE SHADE STRUCTURE
38. EXPOSED BEAMS
39. BLADE SIGN
40. NARROW FLANGED ALUMINUM WINDOW

Exterior Color Notes

F. FIELD COLOR	A. ACCENT COLOR
Tan	Red
Grey	Orange
Mixte	Purple
Yellow	Green
Brown	Yellow
	Blue



Key Plan N.T.S.

Owner: Hunt-Uptown, LLC
 Planning Consultant: Denish + Kline Assoc., Inc.
 Project Architect: Dekker/Perich/Sabatini
 Project Engineer: Bohannan-Huston
 Project Identity: Vaughn Wedeen Creative



DRB Submittal
 Site Development Plan for Building Permit

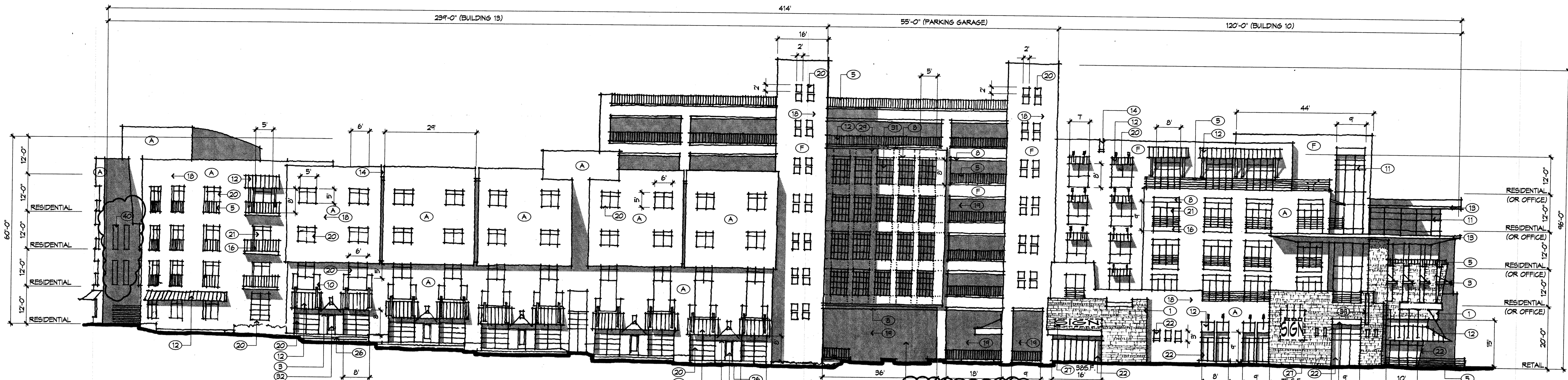
Building Elevations 2 08 of 14

General Notes

- A. All building facades shall be composed of a combination of the design elements shown or described in this plan. Design elements include, as examples, the building colors, massing, windows and doors, trellises and porches. These design elements need not be arranged as shown on this plan, but may be freely interchanged to accommodate future tenants.
- B. Entry storefronts to the building may be modified to accommodate specific needs of future tenants. These storefronts are to maintain the overall design intent of the building as shown and must be compatible with the building facades in terms of quality of materials and systems.
- C. Signage as shown is for illustrative purposes and may change to meet future tenant requirements.

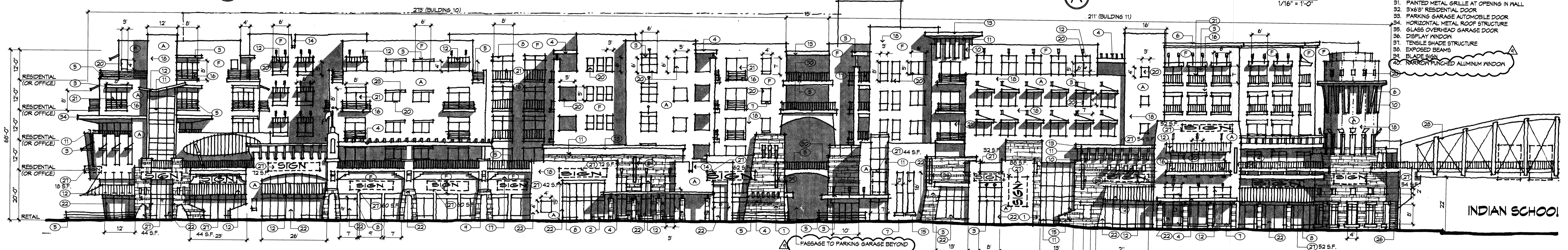
Keyed Notes

- 1. STACKED STONE OR CULTURED STONE VENEER
- 2. STACKED STONE OR CULTURED STONE VENEER COLUMN
- 3. PAINTED STEEL TRELLIS
- 4. PAINTED STEEL RAILING
- 5. STUCCO OR STONE COPING
- 6. STUCCO OR STONE WINDOW SILL
- 7. STUCCO OR STONE LINTEL
- 8. STUCCO OR WOOD CORBEL
- 9. PRE-FINISHED METAL VERTICAL BRACKETS
- 10. TRANSLUCENT WINDOW GLAZING SYSTEM
- 11. METAL ROOF/awning
- 12. PRE-FINISHED METAL ROOF COPING
- 13. RECESSED OPENING IN PARAPET
- 14. BATTERED MALL ELEMENT
- 15. CANTILEVERED BALCONY WITH PAINTED METAL RAIL
- 16. BALCONY STRUCTURE
- 17. STUCCO
- 18. OPENING IN MALL PLANE
- 19. TYPICAL ALUMINUM WINDOW UNIT, SIZE AS NOTED ON DRAWING
- 20. TYPICAL PATIO DOOR/WINDOW UNIT SIZE AS NOTED ON DRAWING
- 21. TYPICAL COMMERCIAL ALUMINUM STOREFRONT DOOR/WINDOW SYSTEM SIZE AS NOTED ON DRAWING
- 22. ALUMINUM SHADE FIN
- 23. PARKING SIGNAGE
- 24. OPENING BETWEEN BUILDINGS
- 25. STAIRS WITH PAINTED METAL RAIL
- 26. WALL MOUNTED SIGNAGE, INTERNALLY OR EXTERNALLY LIT TO COMPLY WITH DARK SKIES ORDINANCE
- 27. PEDESTRIAN BRIDGE, DESIGN AS SHOWN IS FOR ILLUSTRATIVE PURPOSE ONLY.
- 28. STUCCO CONTROL JOINT
- 29. PEDESTRIAN WALKWAY BETWEEN BUILDINGS
- 30. PAINTED METAL GRILLE AT OPENING IN WALL
- 31. 5'x8' RESIDENTIAL DOOR
- 32. PARKING GARAGE AUTOMOBILE DOOR
- 33. HORIZONTAL METAL ROOF STRUCTURE
- 34. GLASS OVERHEAD GARAGE DOOR
- 35. DISPLAY WINDOW
- 36. TENSILE SHADE STRUCTURE
- 37. EXPOSED BEAMS
- 38. BLADE SIGN
- 39. WAGON WHEELED ALUMINUM WINDOW



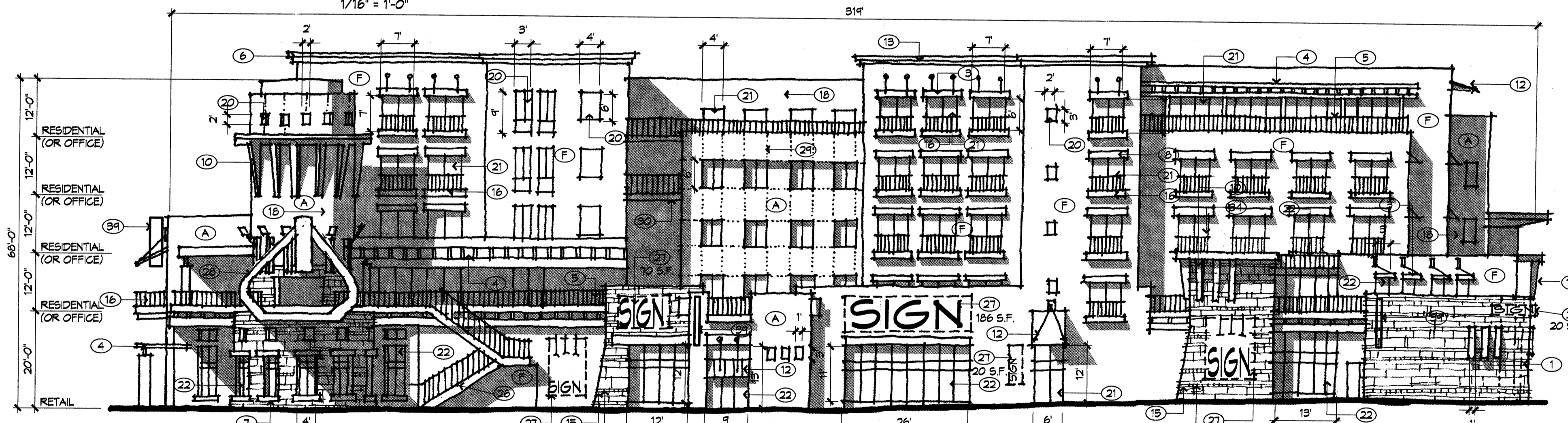
A Building 13 - North Elevation
1/16" = 1'-0"

A Building 10 - North Elevation
1/16" = 1'-0"



B Building 10 - West Elevation
1/16" = 1'-0"

B Building 11 - West Elevation
1/16" = 1'-0"

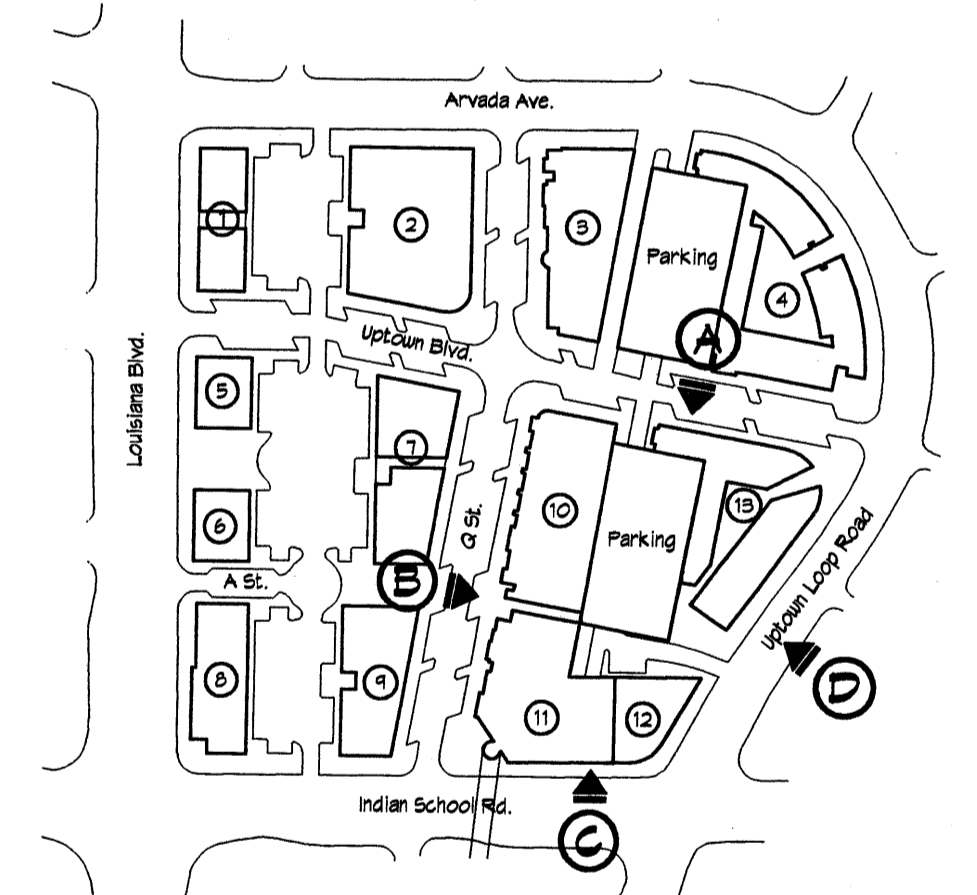


C Building 11 - South Elevation
1/16" = 1'-0"

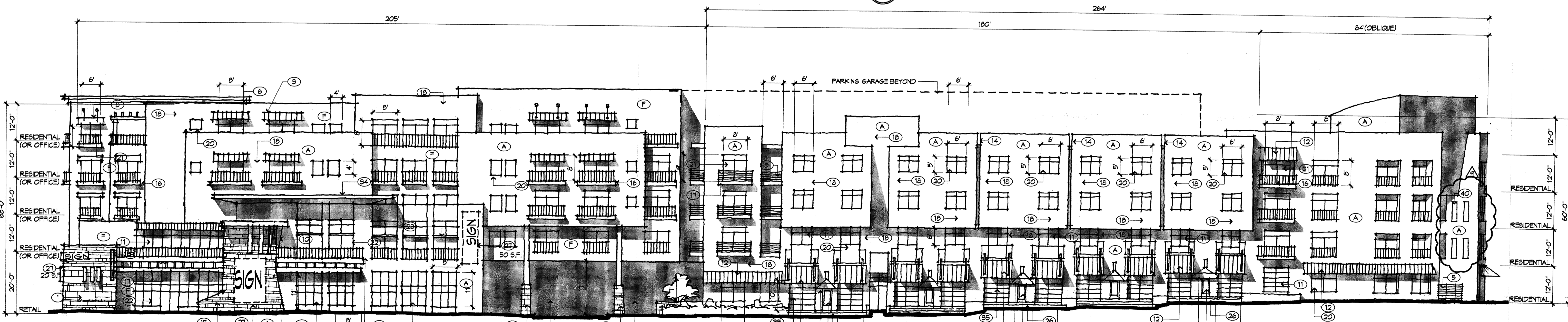
C Building 12 - South Elevation
1/16" = 1'-0"

Exterior Color Notes

F. FIELD COLOR	A. ACCENT COLOR
Tan	Red
Grey	Orange
Mauve	Purple
Green	Green
Yellow	Yellow
Brown	Blue



Key Plan N.T.S.



D Building 12 - East Elevation
1/16" = 1'-0"

D Building 13 - East Elevation
1/16" = 1'-0"

Owner: Hunt-Uptown, LLC
 Planning Consultant: Denish + Kline Assoc., Inc.
 Project Architect: Dekker/Perich/Sabatini
 Project Engineer: Bohannan-Huston
 Project Identity: Vaughn Wedeen Creative



DRB Submittal
 Site Development Plan for Building Permit

Building Elevations 3 09 of 14

General Notes

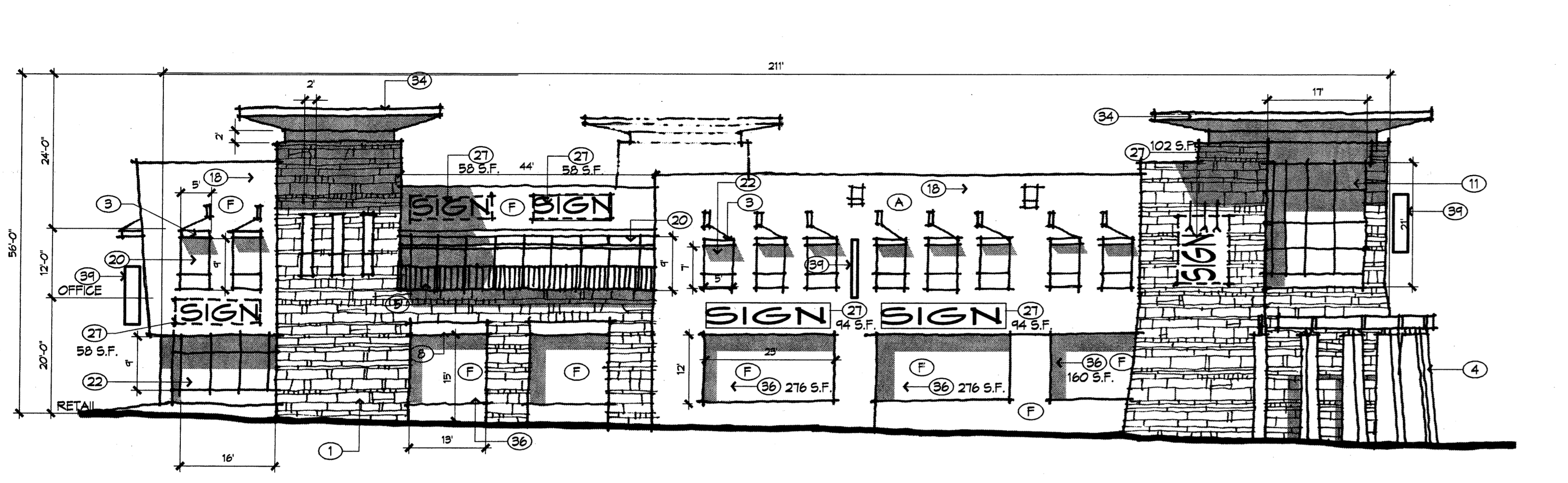
- A. All building facades shall be composed of a combination of the design elements shown or described in this plan. Design elements include, as examples, the building colors, masonry, windows and doors, trellises and portals. These design elements need not be arranged as shown on this plan, but may be freely interchanged to accommodate future tenants.
- B. Entry storefronts to the building may be modified to accommodate specific needs of future tenants. These storefronts are to maintain the overall design intent of the buildings as shown and must be compatible with the building facades in terms of quality of materials and systems.
- C. Signage as shown is for illustrative purposes and may change to meet future tenant requirements.

Keyed Notes

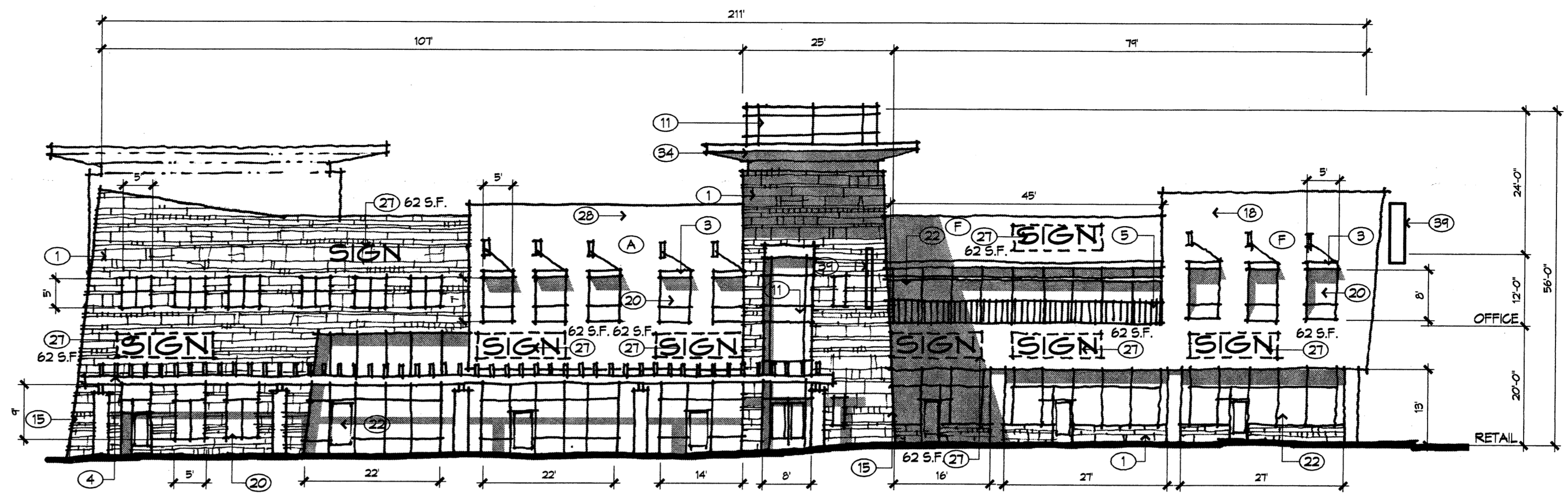
1. STACKED STONE OR CULTURED STONE VENEER
2. STACKED STONE OR CULTURED STONE VENEER COLUMN
3. PAINTED STEEL SHADE CANOPY
4. PAINTED STEEL TRELLIS
5. PAINTED STEEL RAILING
6. STUCCO OR STONE COPING
7. STUCCO OR STONE WINDOW SILL
8. STUCCO OR STONE LINTEL
9. STUCCO OR WOOD CORBEL
10. PRE-FINISHED METAL VERTICAL BRACKETS
11. TRANSLUCENT WINDOW GLAZING SYSTEM
12. METAL ROOF/awning
13. PRE-FINISHED METAL ROOF COPING
14. RECESSED OPENING IN PARAPET
15. BATTERED WALL ELEMENT
16. CANTILEVERED BALCONY WITH PAINTED METAL RAIL
17. BALCONY STRUCTURE
18. STUCCO
19. OPENING IN WALL PLANE
20. TYPICAL ALUMINUM WINDOW UNIT, SIZE AS NOTED ON DRAWING
21. TYPICAL PATIO DOOR/WINDOW UNIT SIZE AS NOTED ON DRAWING
22. TYPICAL COMMERCIAL ALUMINUM STOREFRONT DOOR/WINDOW SYSTEM SIZE AS NOTED ON DRAWING
23. ALUMINUM SHADE FIN
24. PARKING SIGNAGE
25. OPENING BETWEEN BUILDINGS
26. STAIRS WITH PAINTED METAL RAIL
27. WALL MOUNTED SIGNAGE; INTERNALLY OR EXTERNALLY LIT TO COMPLY WITH DARK SKIES ORDINANCE
28. PEDESTRIAN BRIDGE; DESIGN AS SHOWN IS FOR ILLUSTRATIVE PURPOSE ONLY.
29. STUCCO CONTROL JOINT
30. PEDESTRIAN WALKWAY BETWEEN BUILDINGS
31. PAINTED METAL GRILLE AT OPENING IN WALL
32. 8x8" RESIDENTIAL DOOR
33. PARKING GARAGE AUTOMOBILE DOOR
34. HORIZONTAL METAL ROOF STRUCTURE
35. GLASS OVERHEAD GARAGE DOOR
36. DISPLAY WINDOW
37. TENSILE SHADE STRUCTURE
38. EXPOSED BEAMS
39. BLADE SIGN
40. NARROW PUNCHED ALUMINUM WINDOW

Exterior Color Notes

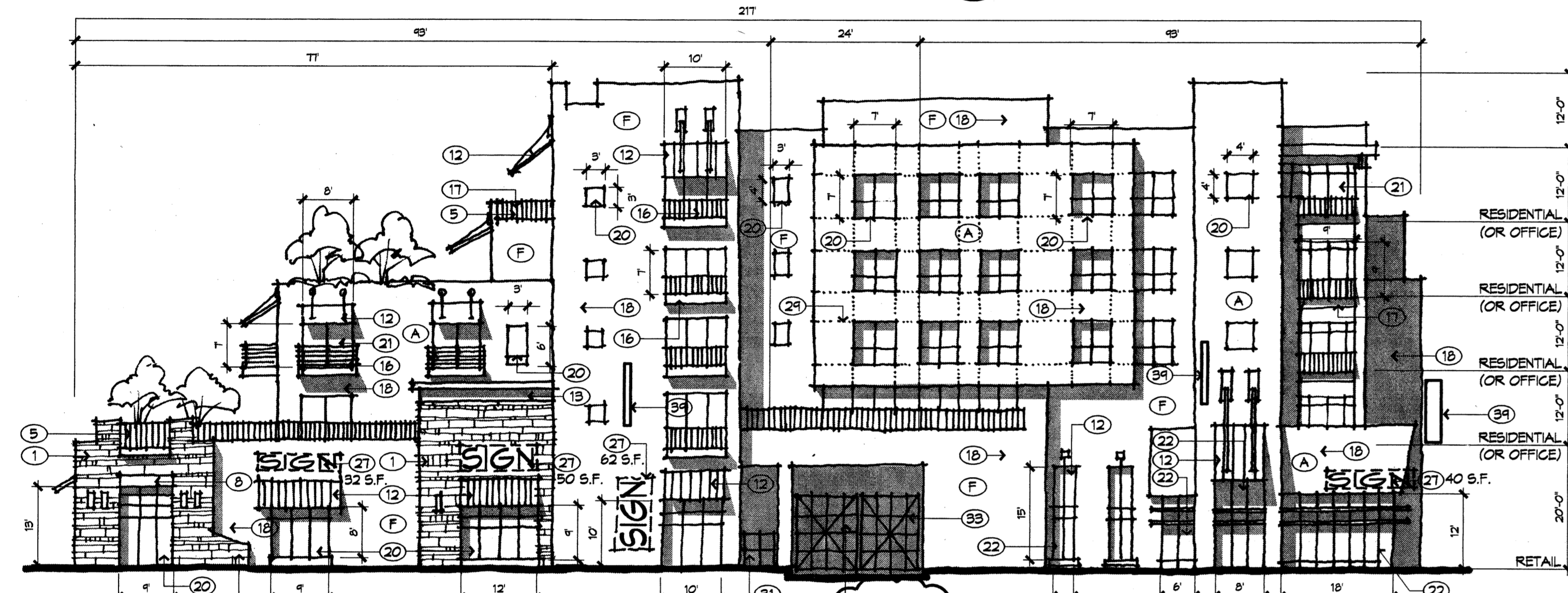
F. FIELD COLOR	A. ACCENT COLOR
Tan	Red
Grey	Orange
Mauve	Purple
Yellow	Green
Brown	Yellow
	Blue



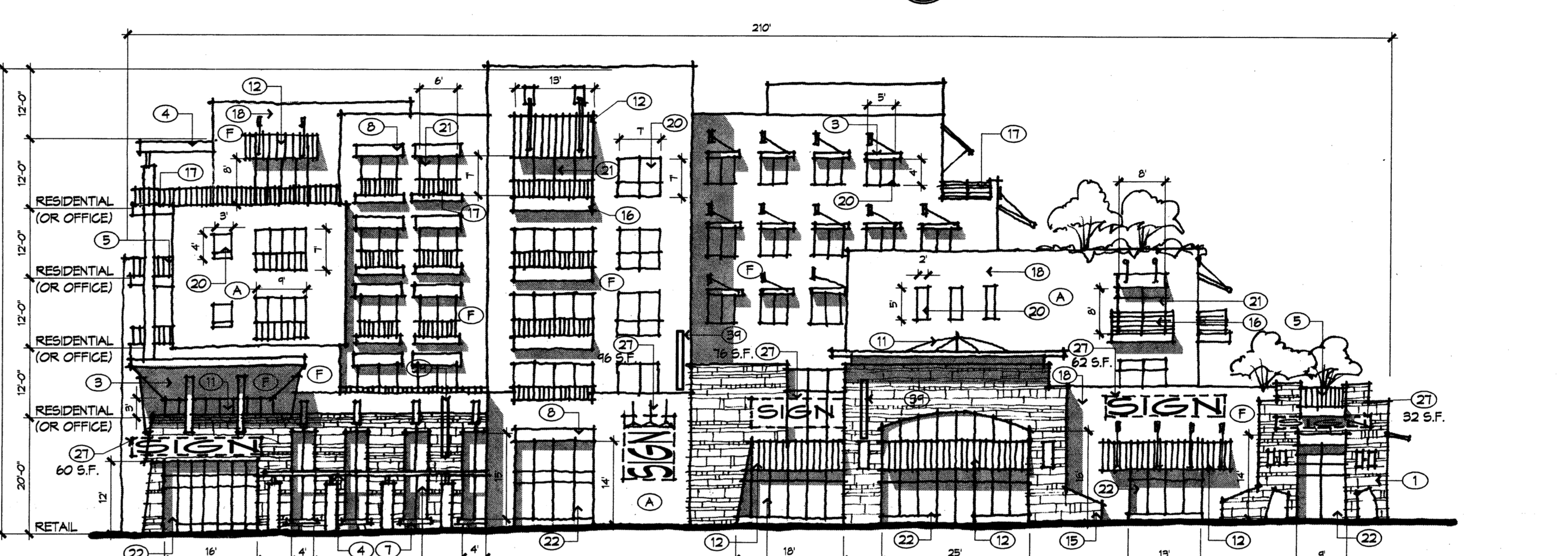
A Building 8 - West Elevation
1/16" = 1'-0"



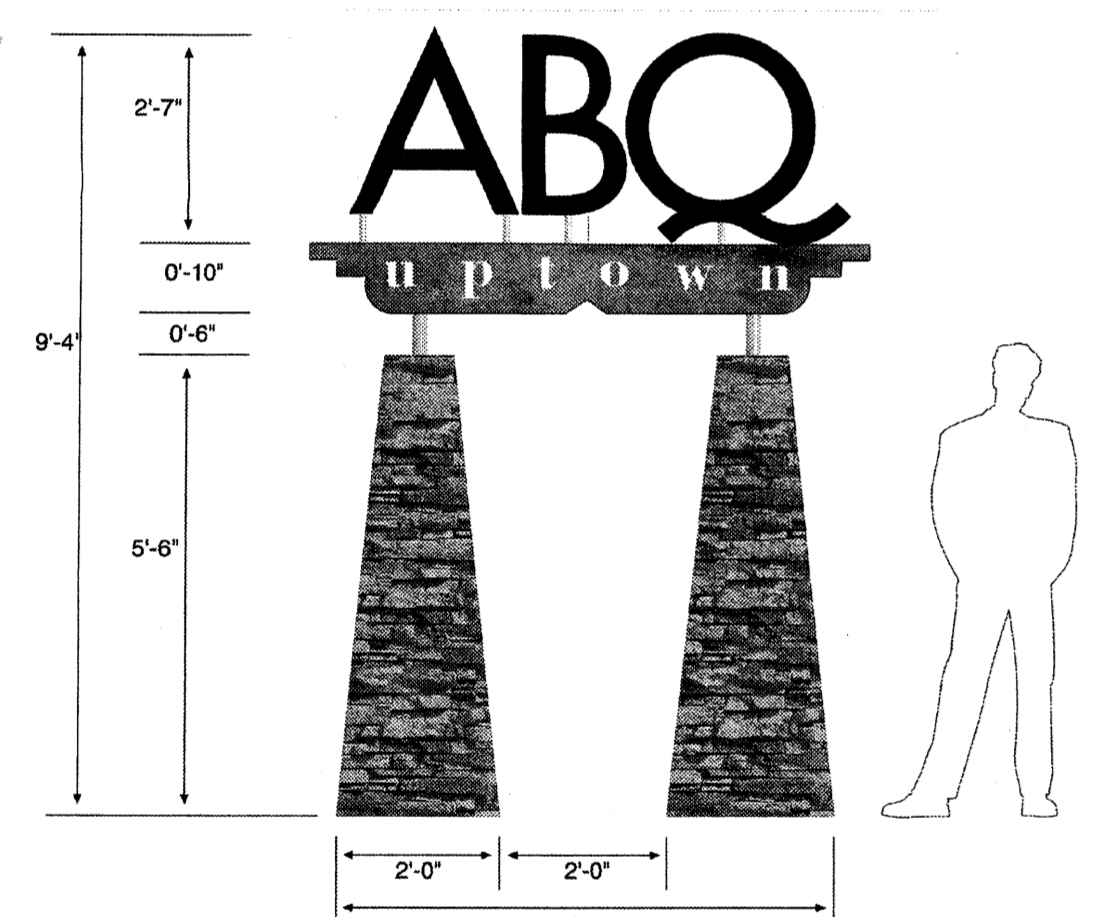
B Building 8 - East Elevation
1/16" = 1'-0"



C Building 9 - West Elevation
1/16" = 1'-0"



D Building 9 - East Elevation
1/16" = 1'-0"



D Elevations - Entry Sign / Free Standing Monument Sign
1/2" = 1'

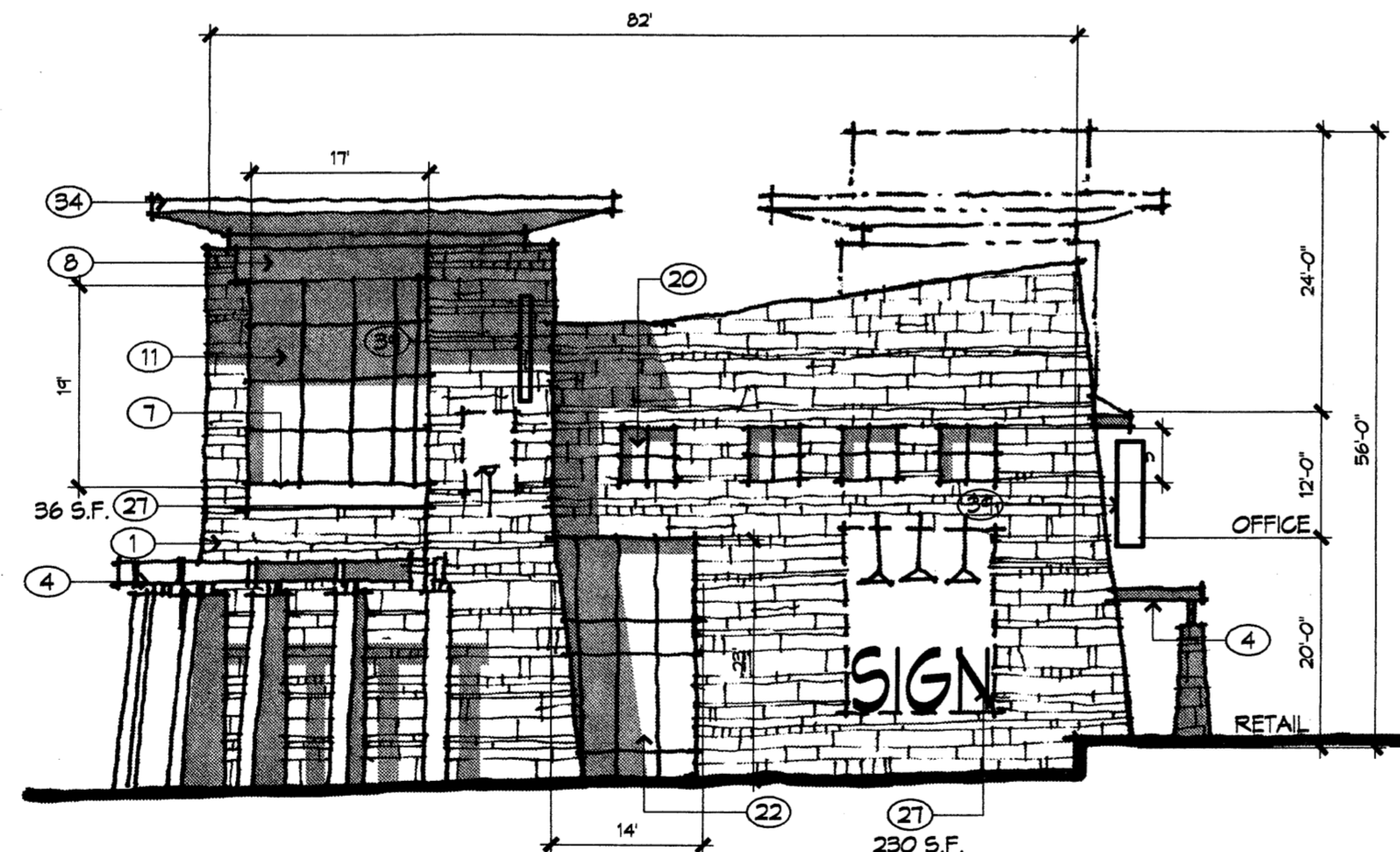
Entry Sign

Overall Description:
The entry sign will welcome visitors to ABQ Uptown.

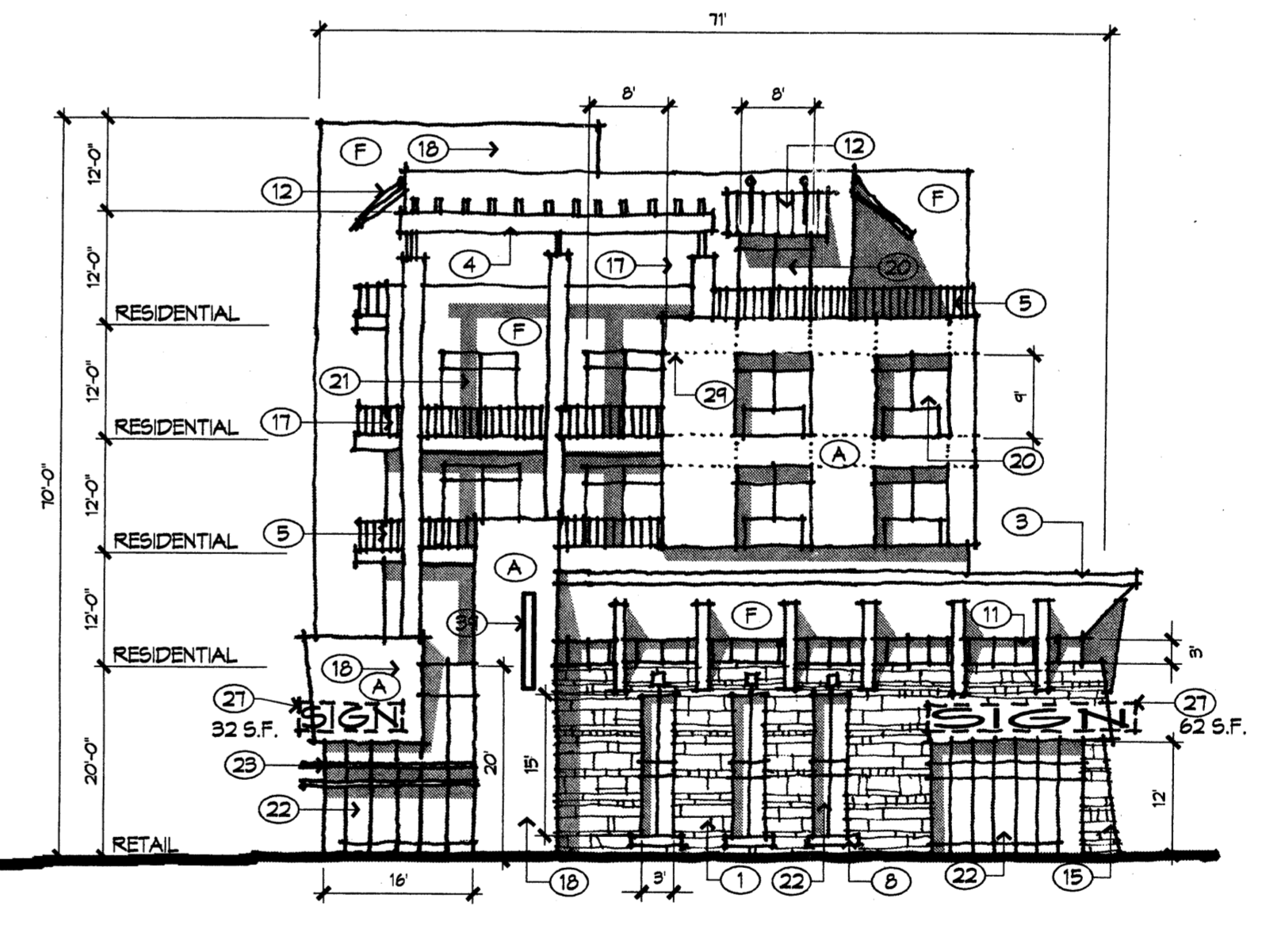
Materials:
The pylon base may be made with stacked stone. The support column may be made of metal. The "header" may be made from wood. The letters may be made of metal. Other materials may include, but may not necessarily be limited to: stucco, tile, terra cotta, porcelain enamel, cast concrete, bricks, glass blocks, acrylic or fiberglass.

Lighting: (to comply with Dark Skies Ordinance)
The entry sign may be internally lit or externally lit from the ground. Neon lighting may be used to accent the pylon base, support column, header and logo/letter letters. Other lighting may include, but may not necessarily be limited to: LED light strips, projected light, exposed decorative bulbs or fiber optics.

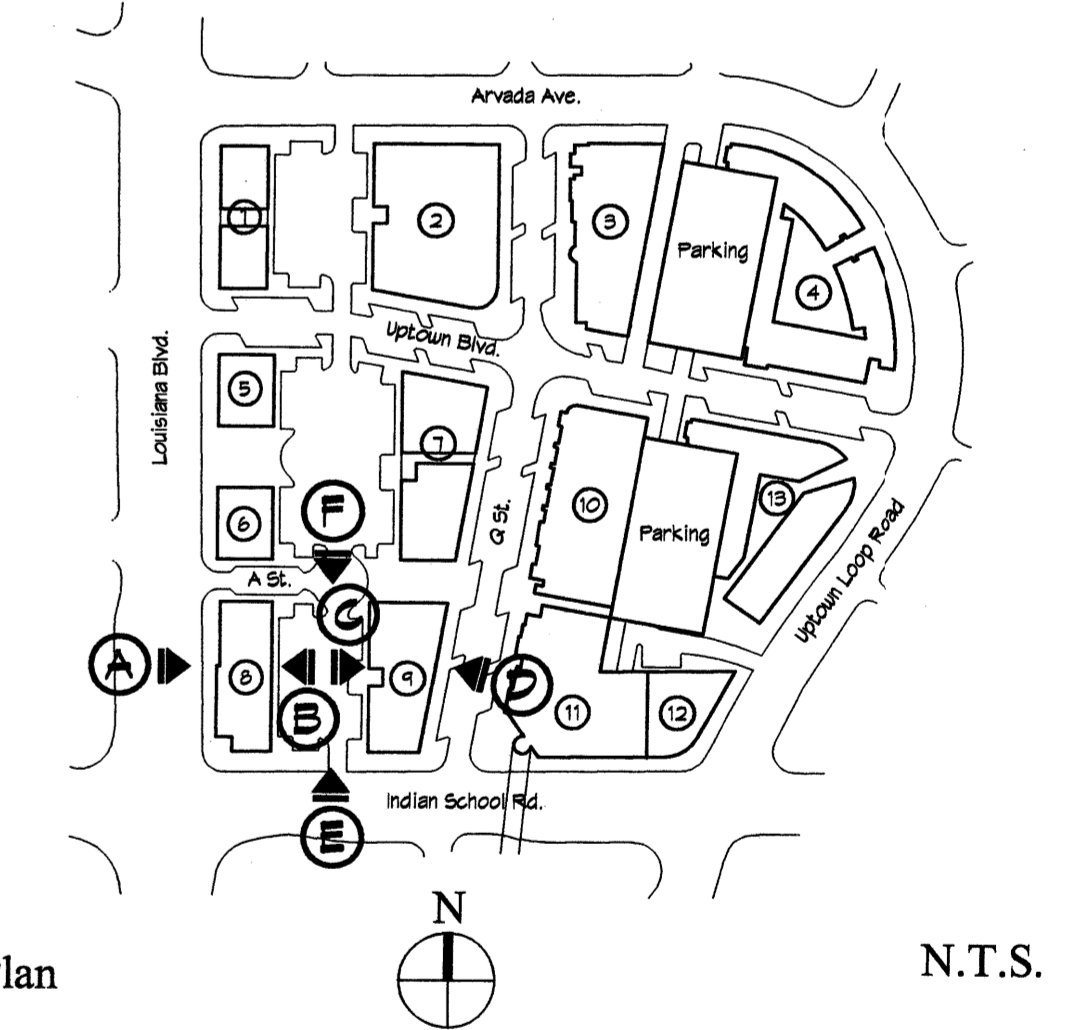
Colors:
The colors used may include, but may not necessarily be limited to: brownish red, dark red, red, pink, reddish orange, orange, peach, light yellow, cream, yellow, green, grey green, light green, turquoise, dark blue, blue, purple, brown, tan, black, grey, white, silver, and gold. Wood may be either natural, stained or painted.



E Building 8 - South Elevation
1/16" = 1'-0"

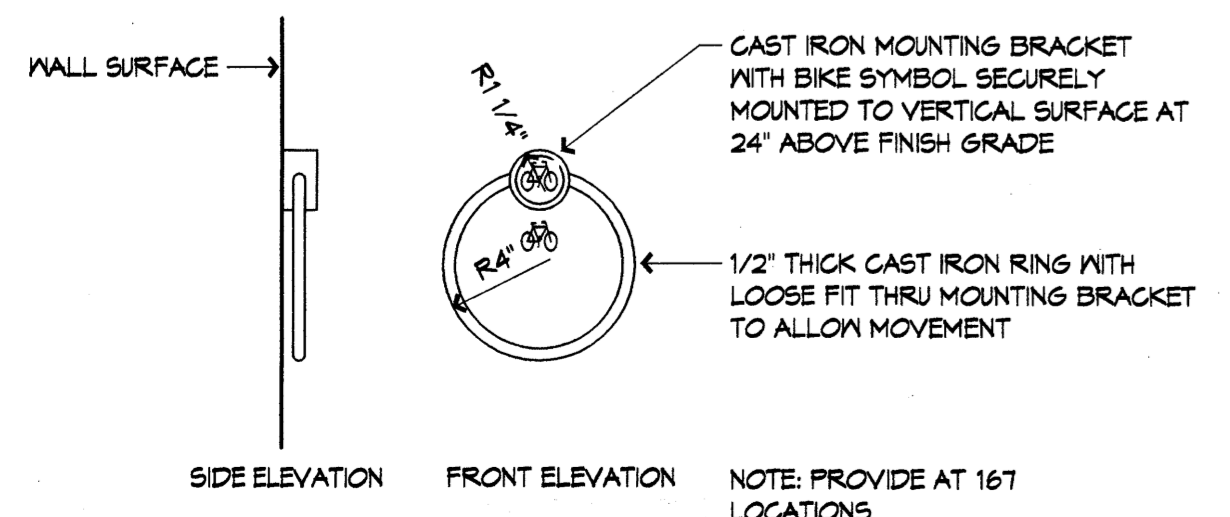


E Building 9 - South Elevation
1/16" = 1'-0"

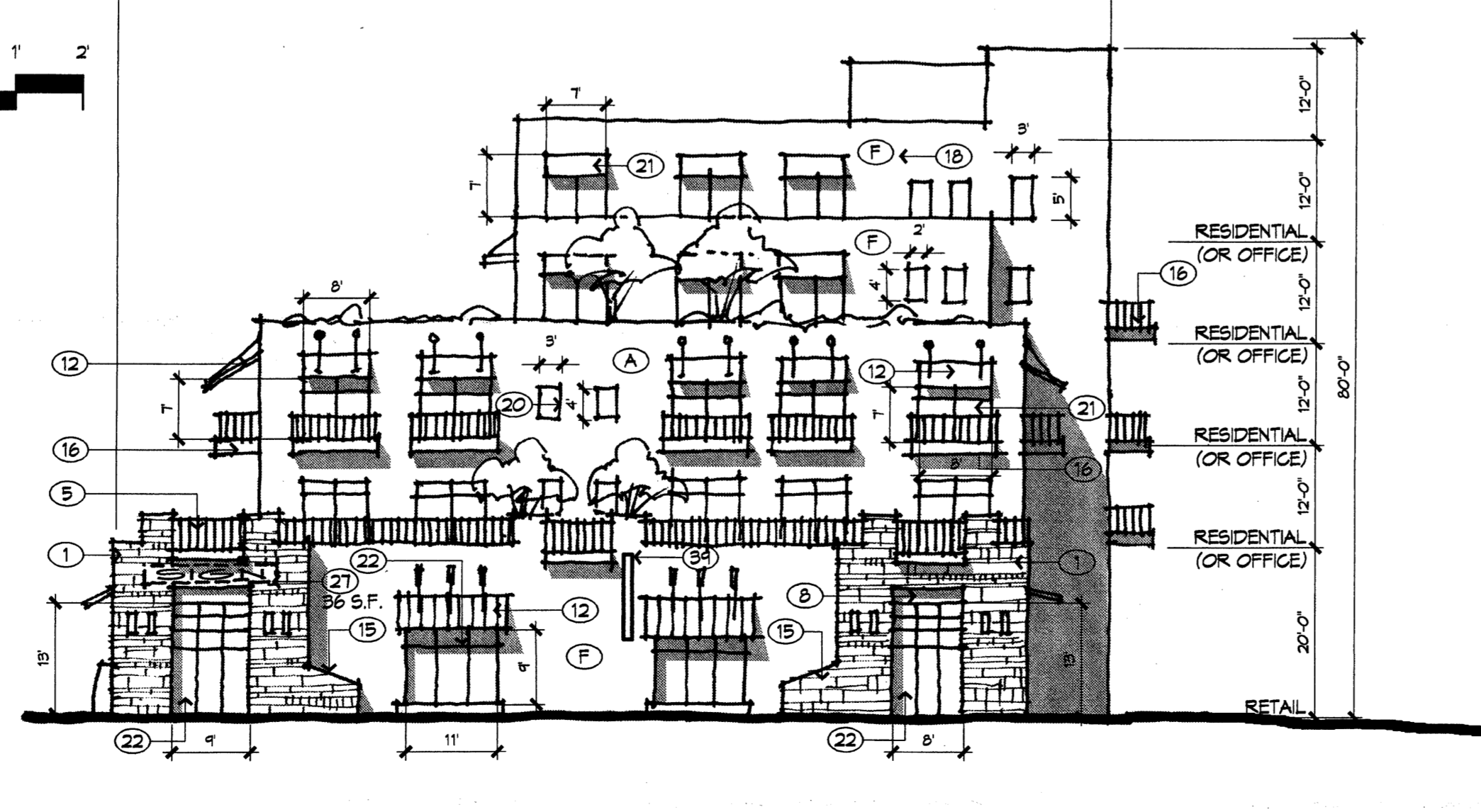


Key Plan N.T.S.

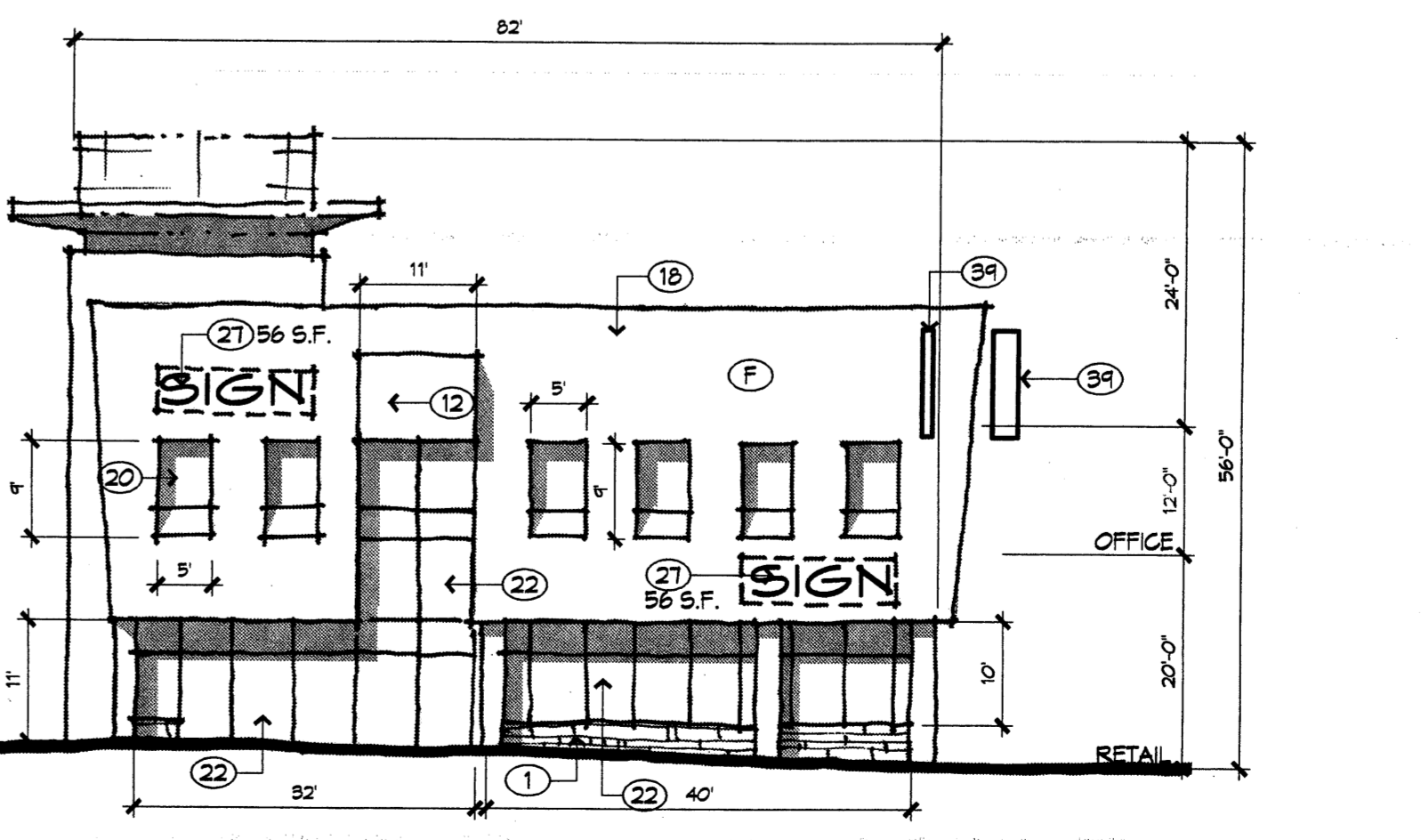
Entry Sign/Free Standing Monument Sign
1/2" = 1'-0"



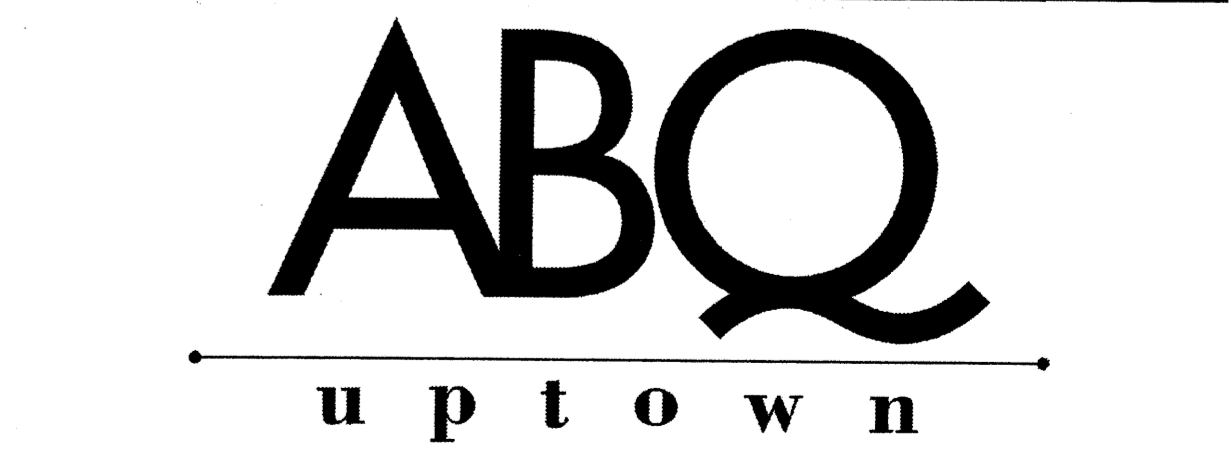
BIKE LOCK RING
1 1/2" = 1'-0"



F Building 9 - North Elevation
1/16" = 1'-0"



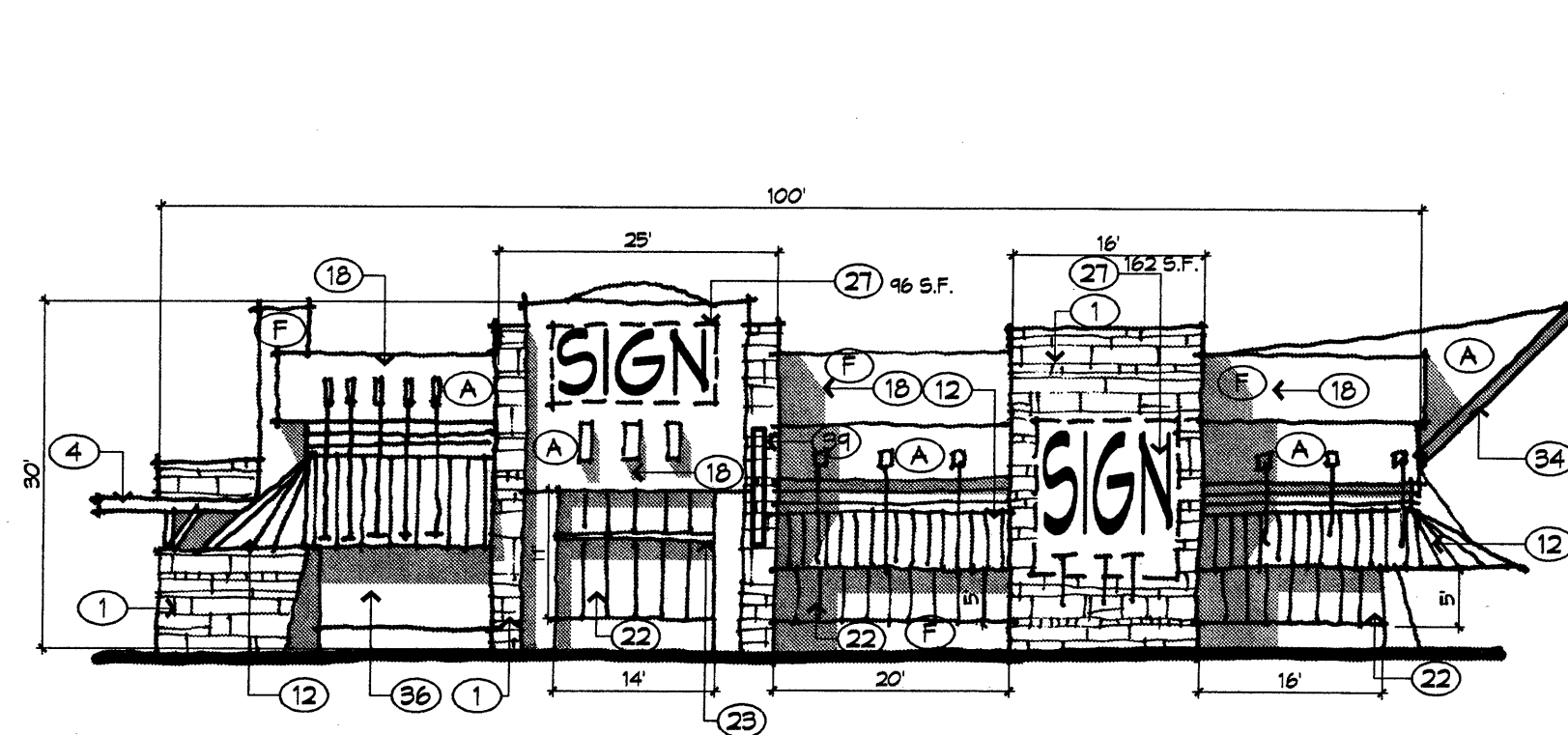
F Building 8 - North Elevation
1/16" = 1'-0"



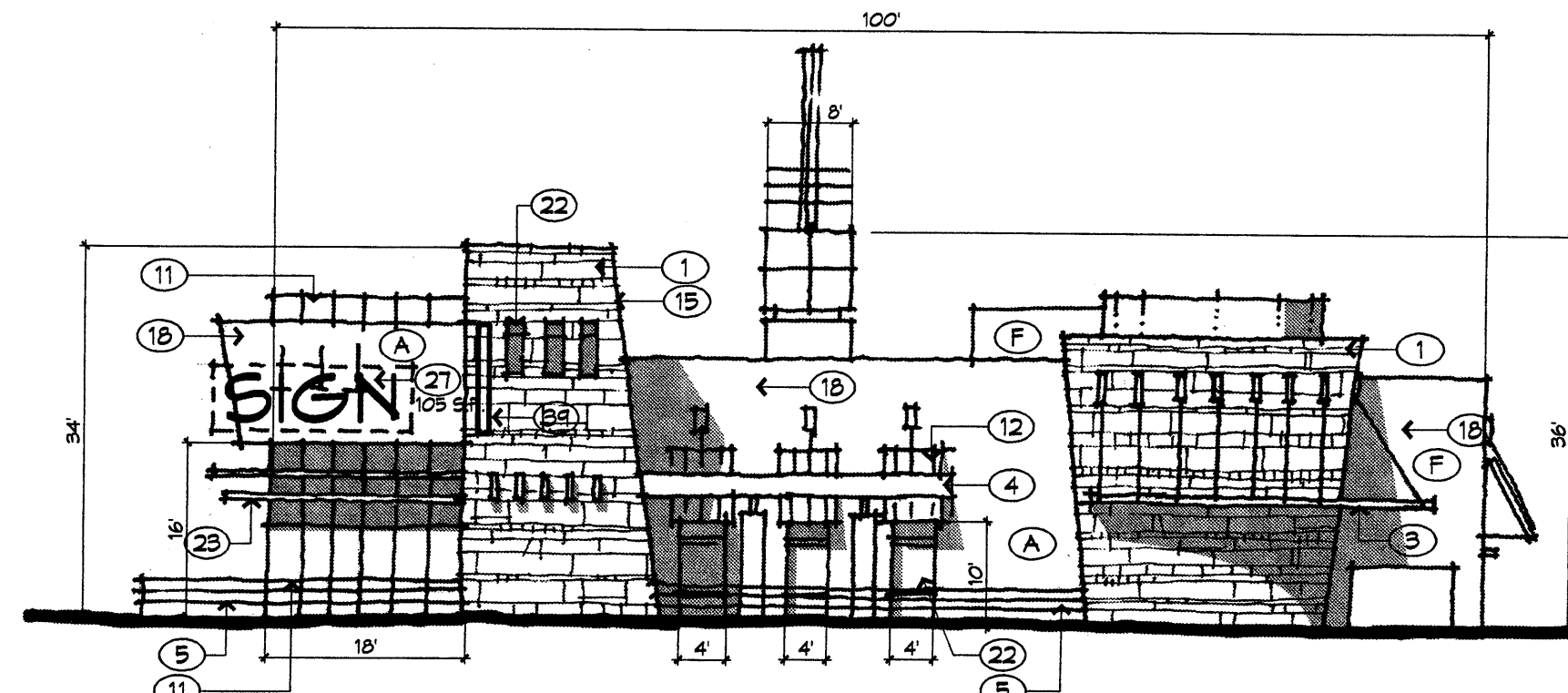
DRB Submittal
Site Development Plan for Building Permit

General Notes

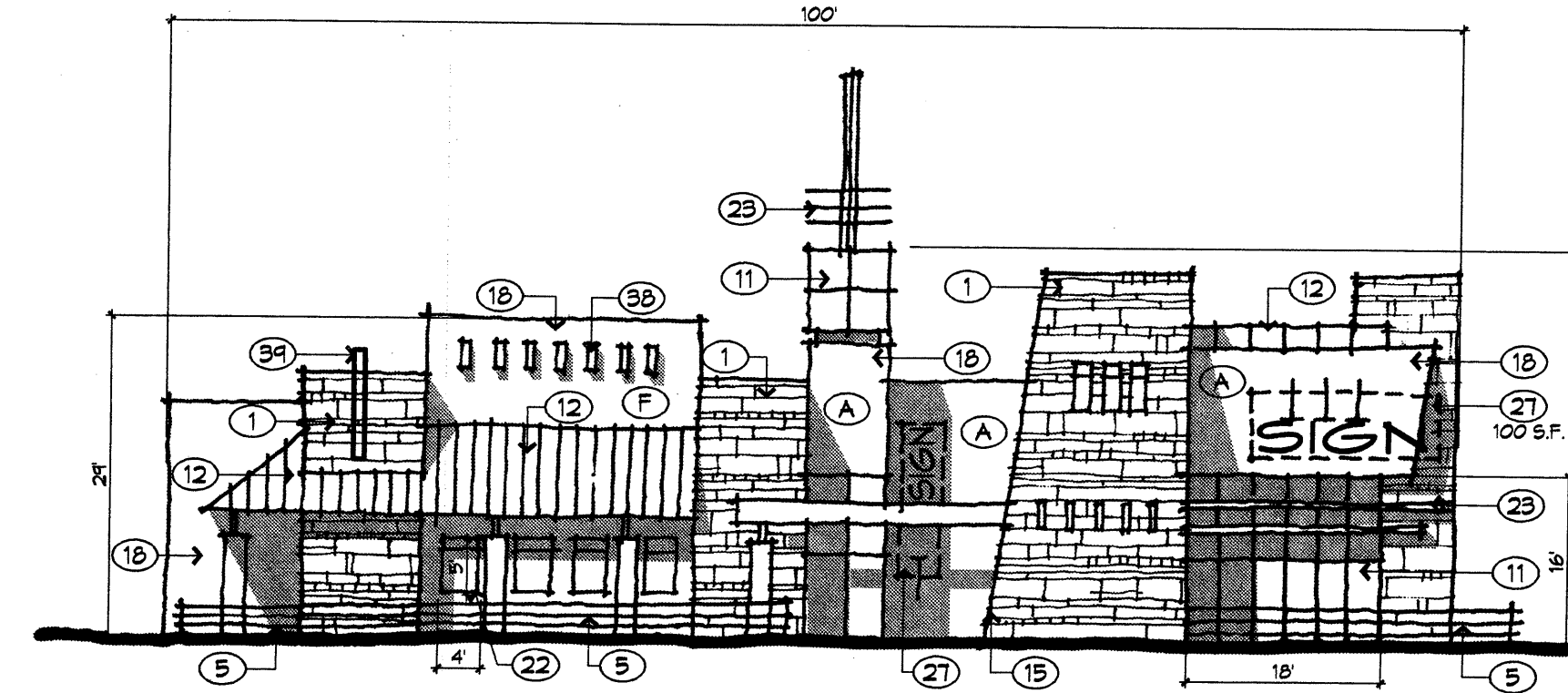
- A. All building facades shall be composed of a combination of the design elements shown or described in this plan. Design elements include, as examples, the building colors, massing, windows and doors, trellises and porches. These design elements need not be arranged as shown on this plan, but may be freely interchanged to accommodate future tenants.
- B. Entry storefronts to the building may be modified to accommodate specific needs of future tenants. These storefronts are to maintain the overall design intent of the buildings as shown and must be compatible with the building facades in terms of quality of materials and systems.
- C. Signage as shown is for illustrative purposes and may change to meet future tenant requirements.




A Building 5 - West Elevation
1/16" = 1'-0"



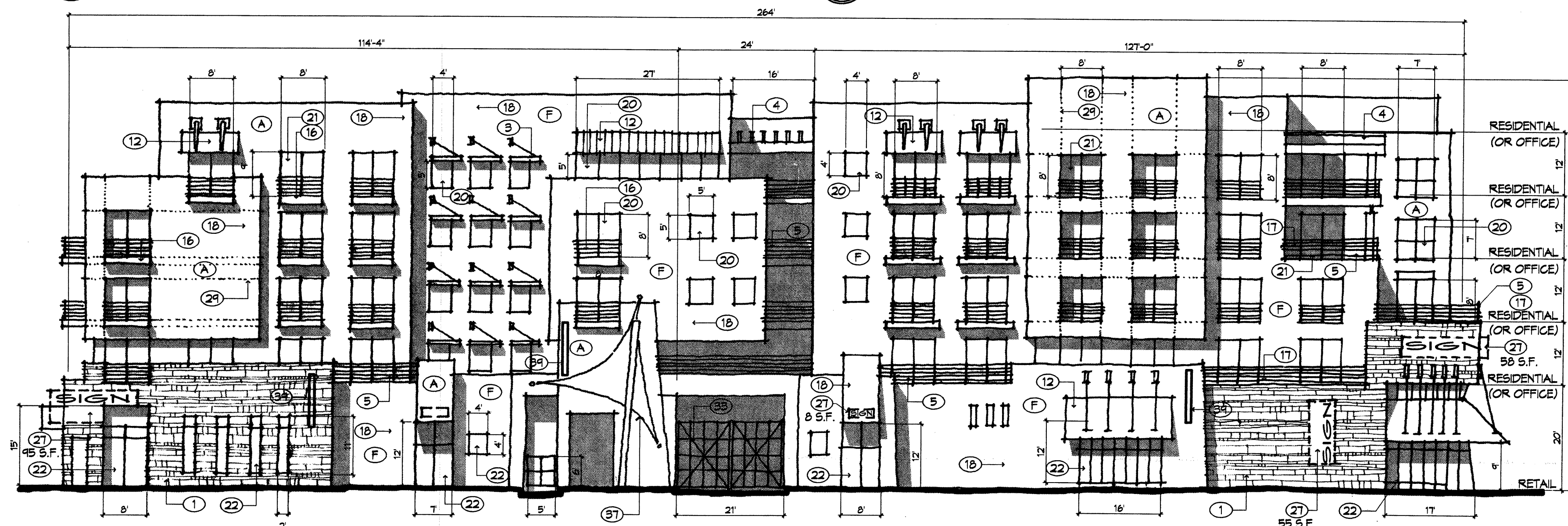
A Building 6 - West Elevation
1/16" = 1'-0"



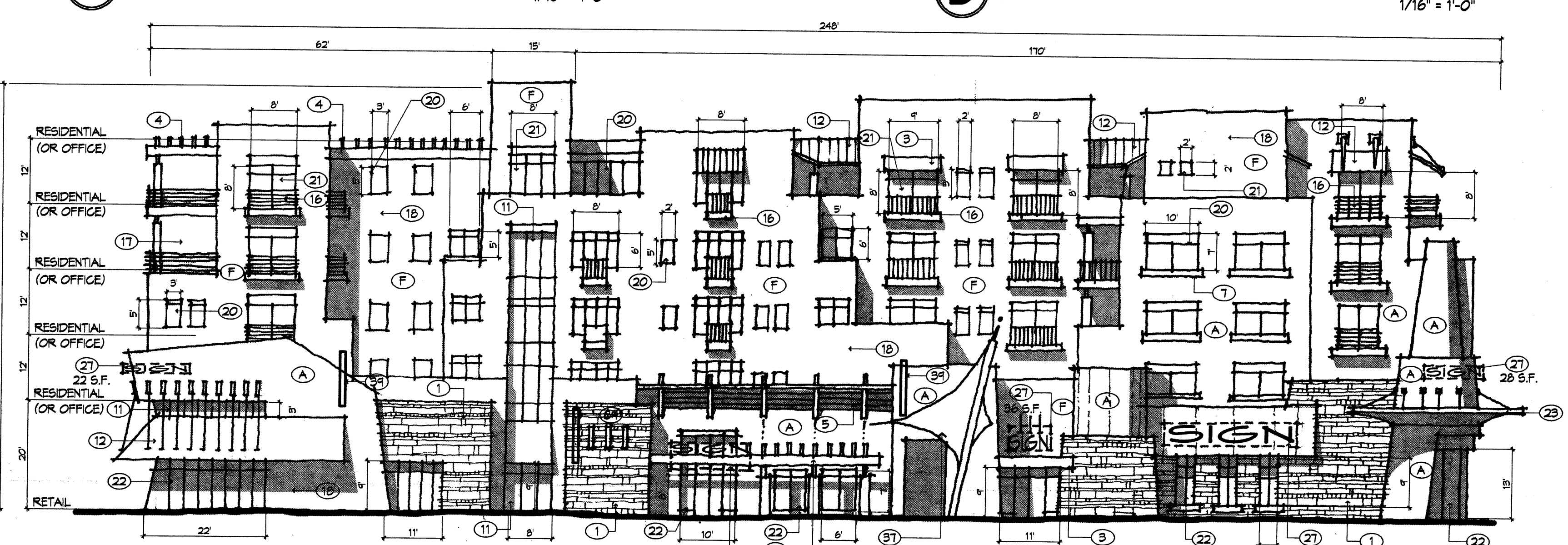
B Building 6 - East Elevation
1/16" = 1'-0"



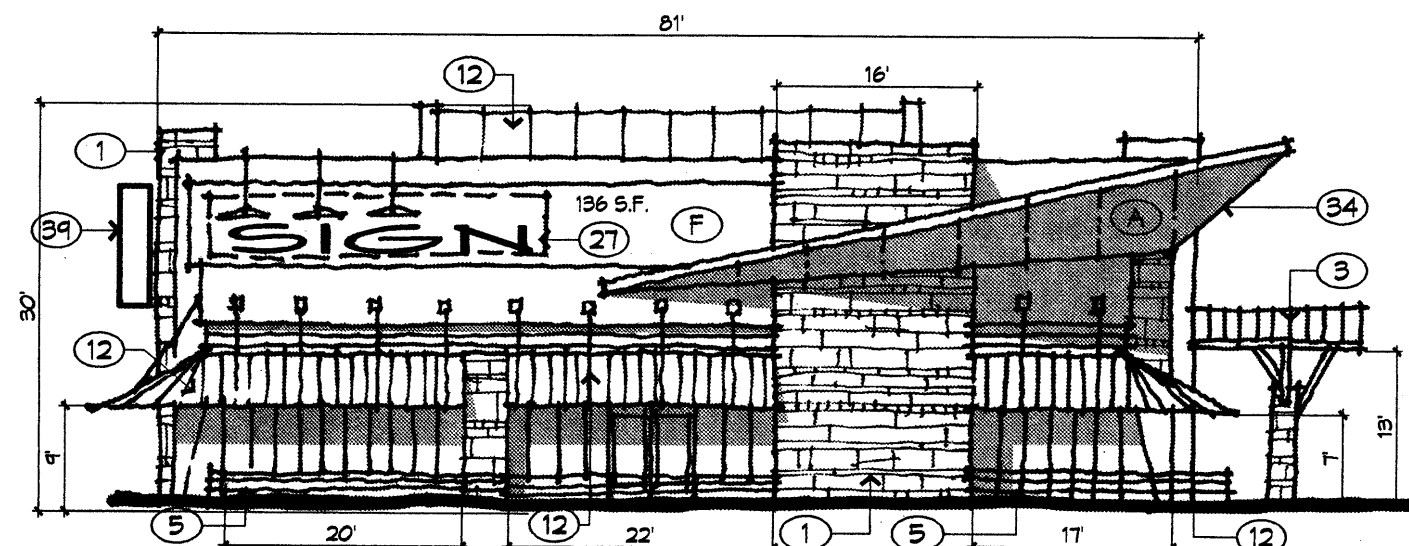
B Building 5 - East Elevation
1/16" = 1'-0"



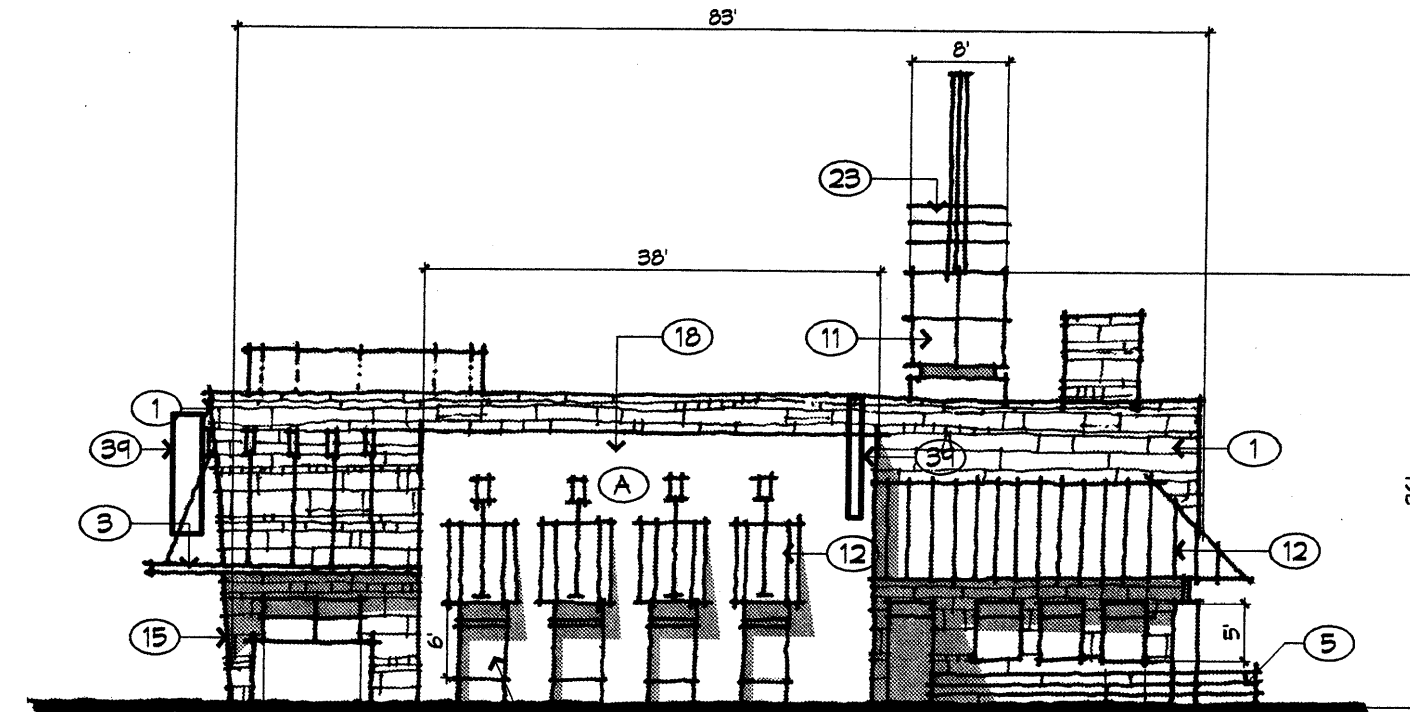
C Building 7 - West Elevation
1/16" = 1'-0"



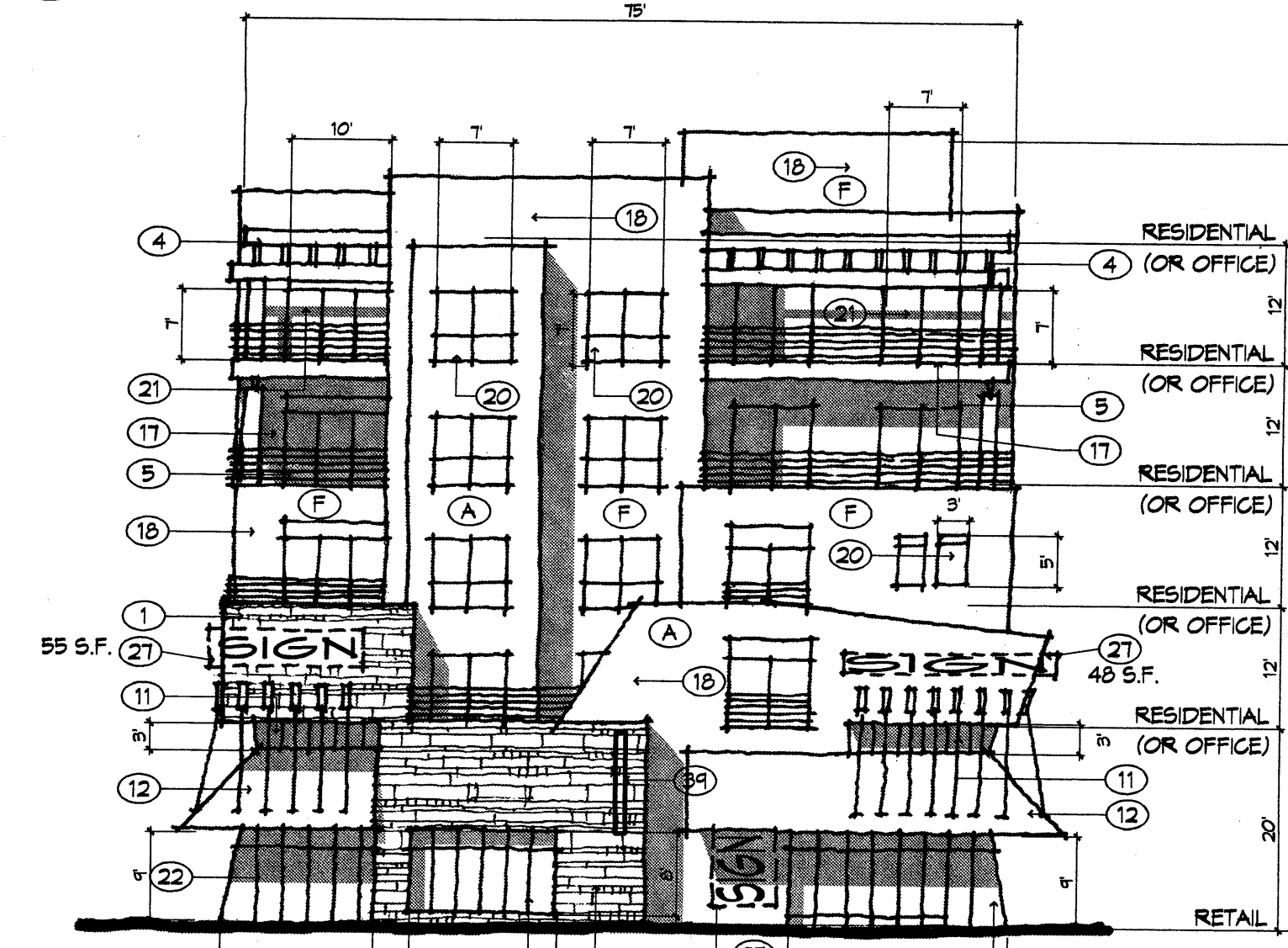
D Building 7 - East Elevation
1/16" = 1'-0"



E Building 5 - South Elevation
1/16" = 1'-0"



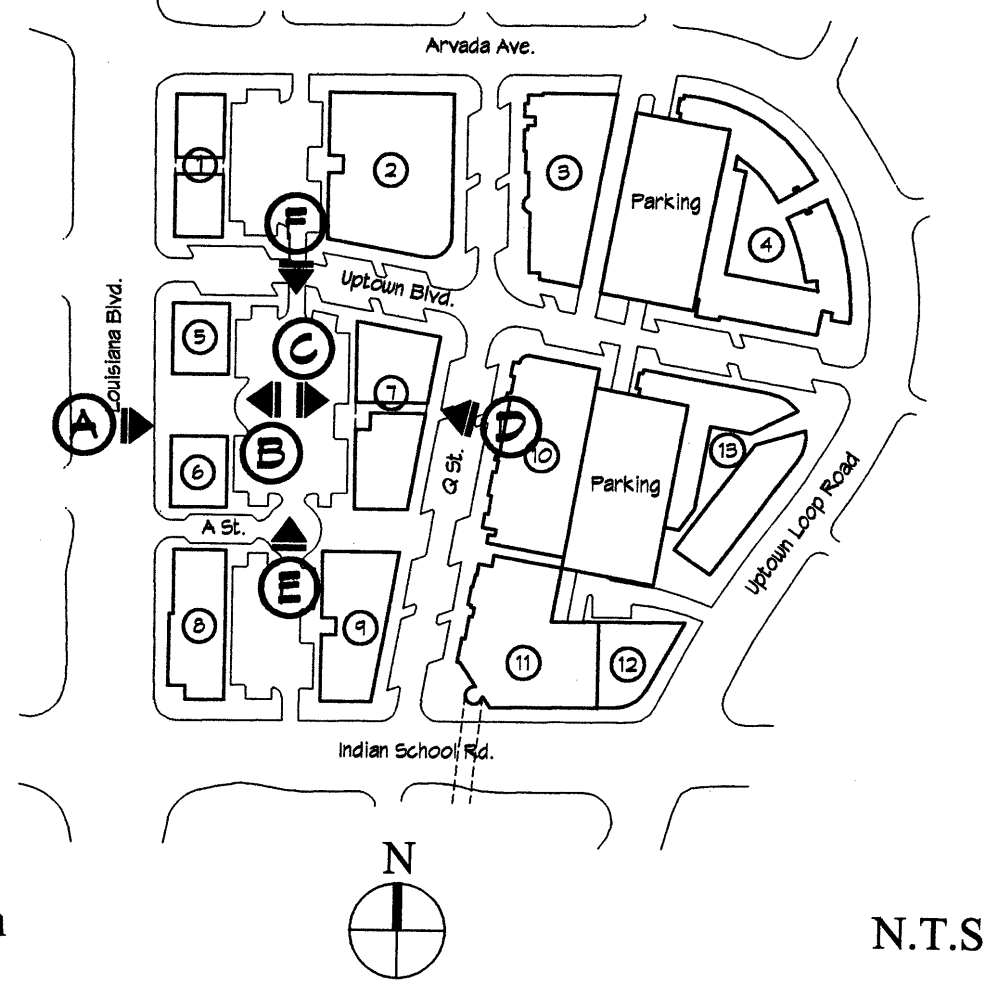
E Building 6 - South Elevation
1/16" = 1'-0"



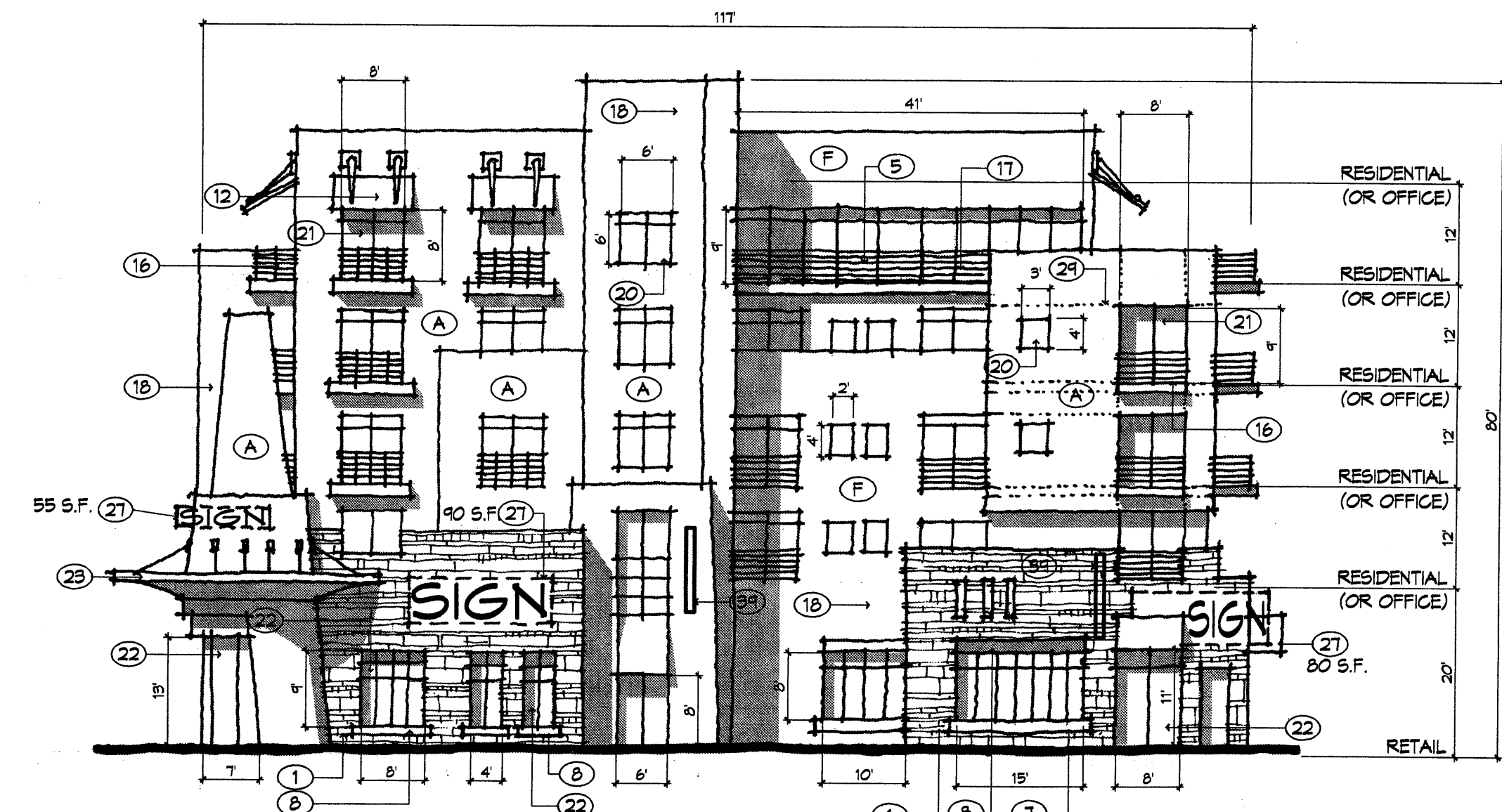
E Building 7 - South Elevation
1/16" = 1'-0"

Exterior Color Notes

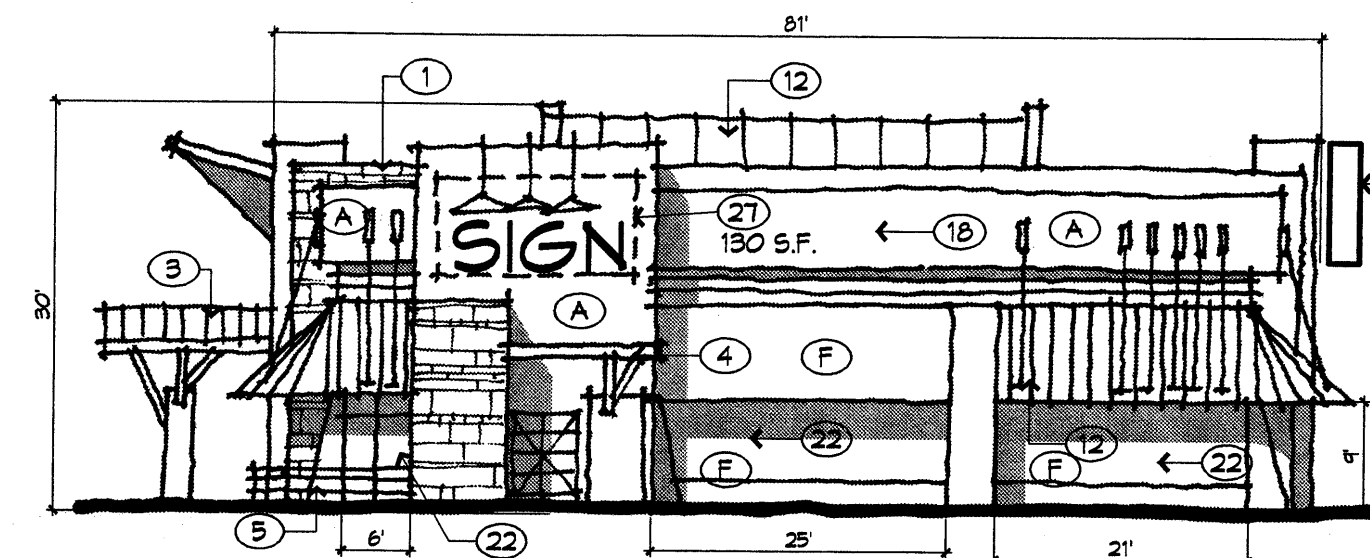
F. FIELD COLOR	A. ACCENT COLOR
Tan	Red
Grey	Orange
Mauve	Purple
Yellow	Green
Brown	Yellow
	Blue



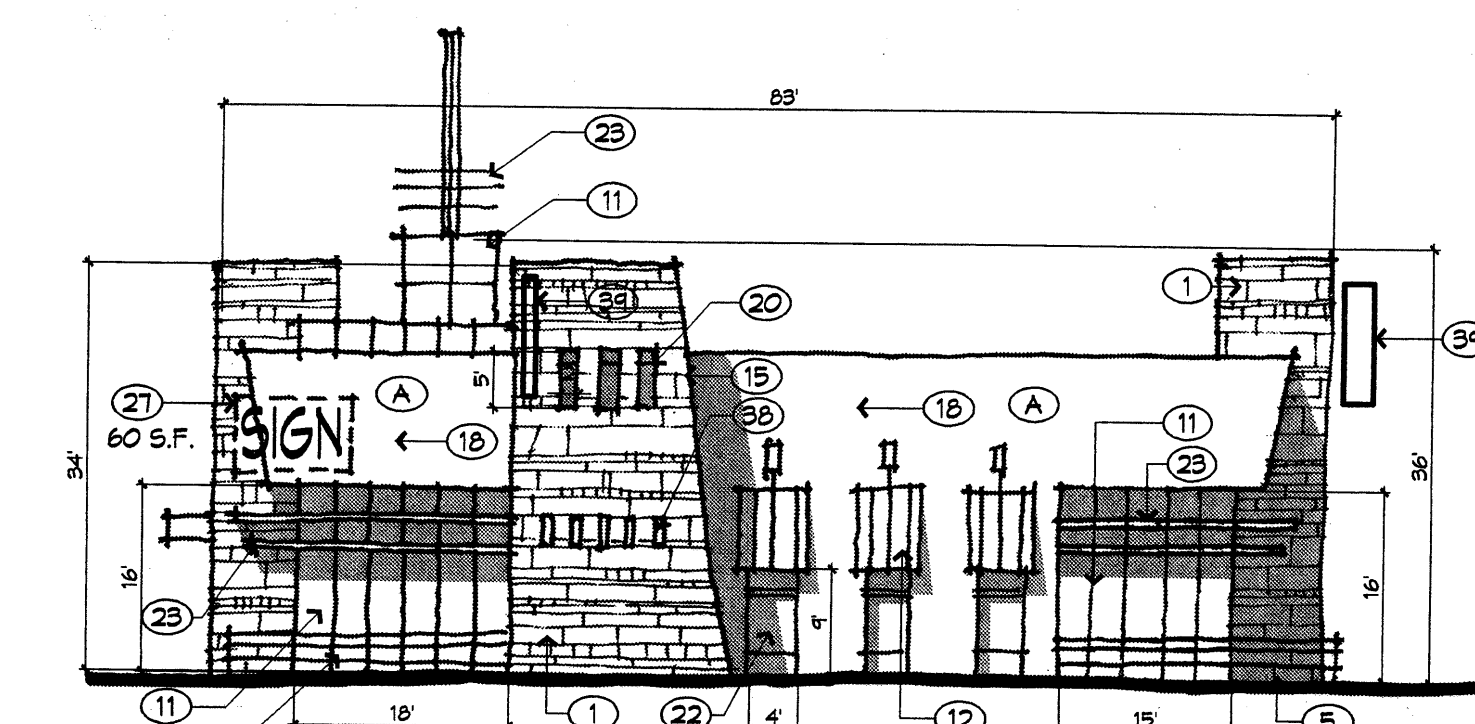
Key Plan N.T.S.



F Building 7 - North Elevation
1/16" = 1'-0"



F Building 5 - North Elevation
1/16" = 1'-0"



F Building 6 - North Elevation
1/16" = 1'-0"

Keyed Notes

1. STACKED STONE OR CULTURED STONE VENEER
2. STACKED STONE OR CULTURED STONE VENEER COLUMN
3. PAINTED STEEL SHADE CANOPY
4. PAINTED STEEL TRELLIS
5. PAINTED STEEL RAILING
6. STUCCO OR STONE COPING
7. STUCCO OR STONE WINDOW SILL
8. STUCCO OR STONE LINTEL
9. STUCCO OR WOOD CORBEL
10. PRE-FINISHED METAL VERTICAL BRACKETS
11. TRANSLUCENT WINDOW GLAZING SYSTEM
12. METAL ROOF/AVENUE
13. PRE-FINISHED METAL ROOF COPING
14. RECESSED OPENING IN PARAPET
15. BATTERED WALL ELEMENT
16. CANTILEVERED BALCONY WITH PAINTED METAL RAIL
17. BALCONY STRUCTURE
18. STUCCO
19. OPENING IN WALL PLANE
20. TYPICAL ALUMINUM WINDOW UNIT, SIZE AS NOTED ON DRAWING
21. TYPICAL PATIO DOOR/WINDOW UNIT SIZE AS NOTED ON DRAWING
22. TYPICAL COMMERCIAL ALUMINUM STOREFRONT DOOR/WINDOW SYSTEM SIZE AS NOTED ON DRAWING
23. ALUMINUM SHADE FIN
24. PARKING SIGNAGE
25. OPENING BETWEEN BUILDINGS
26. STARS WITH PAINTED METAL RAIL
27. WALL MOUNTED SIGNAGE, INTERNALLY OR EXTERNALLY LIT TO COMPLY WITH DARK SKIES ORDINANCE
28. PEDESTRIAN BRIDGE, DESIGN AS SHOWN IS FOR ILLUSTRATIVE PURPOSE ONLY.
29. STUCCO CONTROL JOINT
30. PEDESTRIAN WALKWAY BETWEEN BUILDINGS
31. PAINTED METAL GRILLES AT OPENING IN WALL
32. 5'X6' RESIDENTIAL DOOR
33. PARKING GARAGE AUTOMOBILE DOOR
34. HORIZONTAL METAL ROOF STRUCTURE
35. GLASS OVERHEAD GARAGE DOOR
36. DISPLAY WINDOW
37. TENSILE SHADE STRUCTURE
38. ROOFED BEAMS
39. BLADE SIGN
40. NARROW PUNCHED ALUMINUM WINDOW

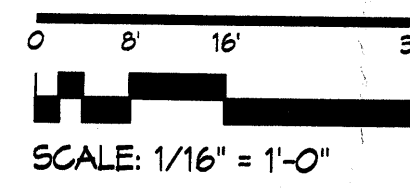
Owner: Hunt-Uptown, LLC
 Planning Consultant: Denish + Kline Assoc., Inc.
 Project Architect: Dekker/Perich/Sabatini
 Project Engineer: Bohannon-Huston
 Project Identity: Vaughn Wedeen Creative




DRB Submittal
 Site Development Plan for Building Permit

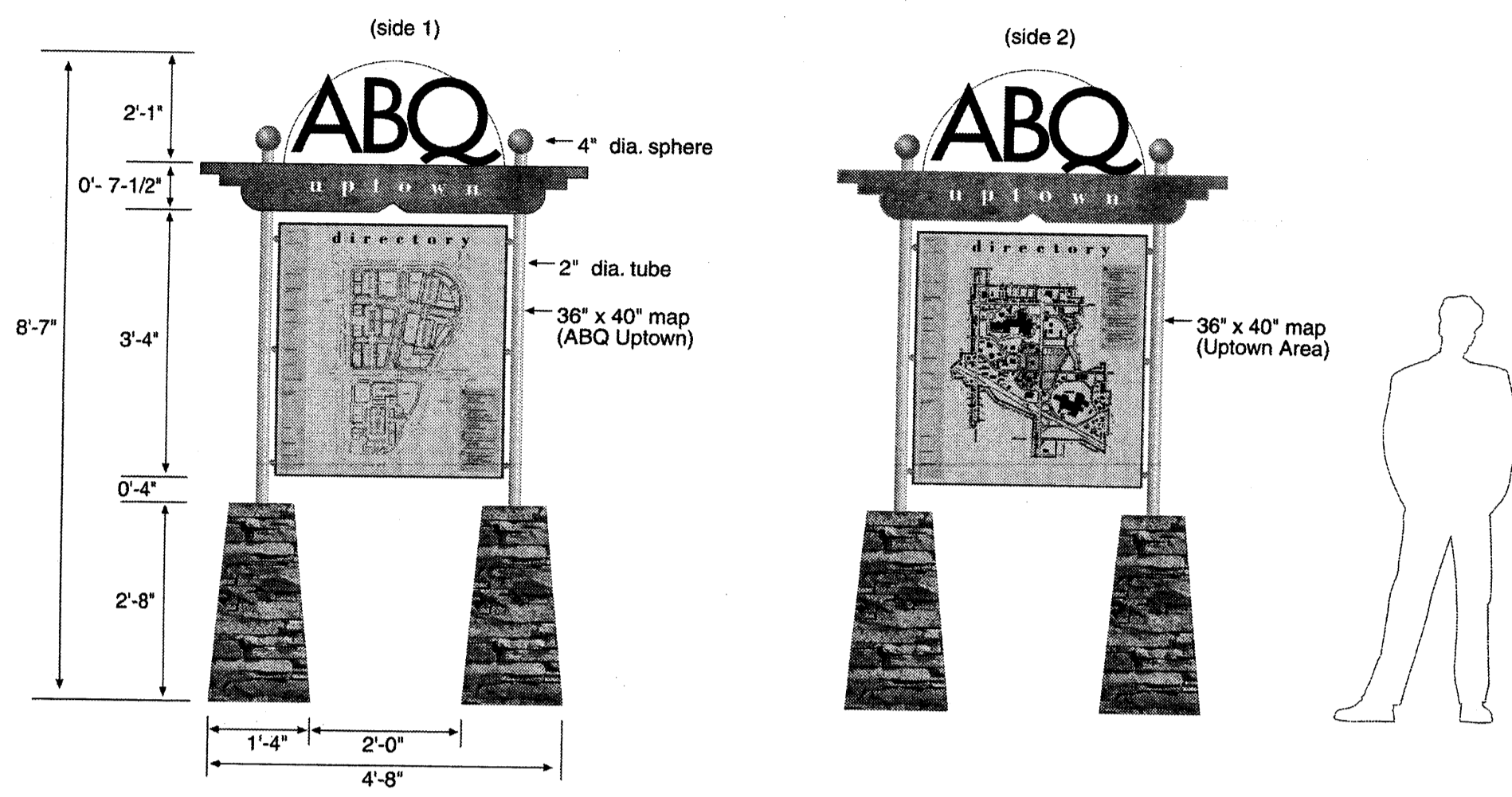
Building Elevations 5 11 of 14

23 June 2004
 Project #1002247





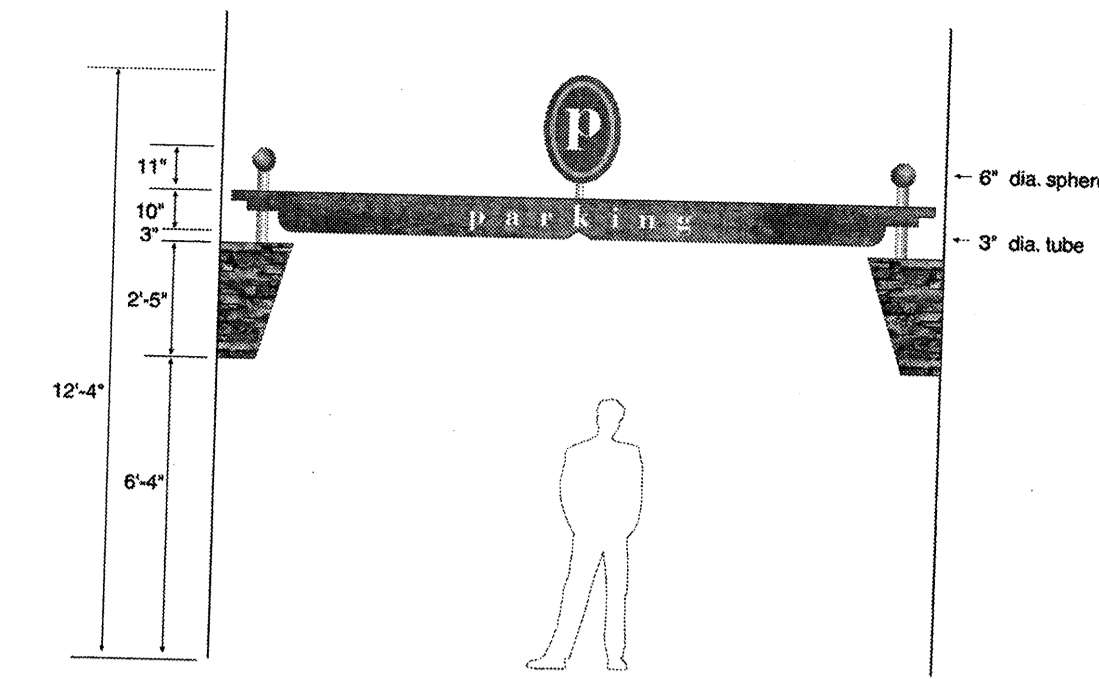
D Elevation - Parking Gateway
1/4" = 1'-0"




D Elevation - Kiosk Map/ Directory, Side 1 & Side 2
1/2" = 1'-0"



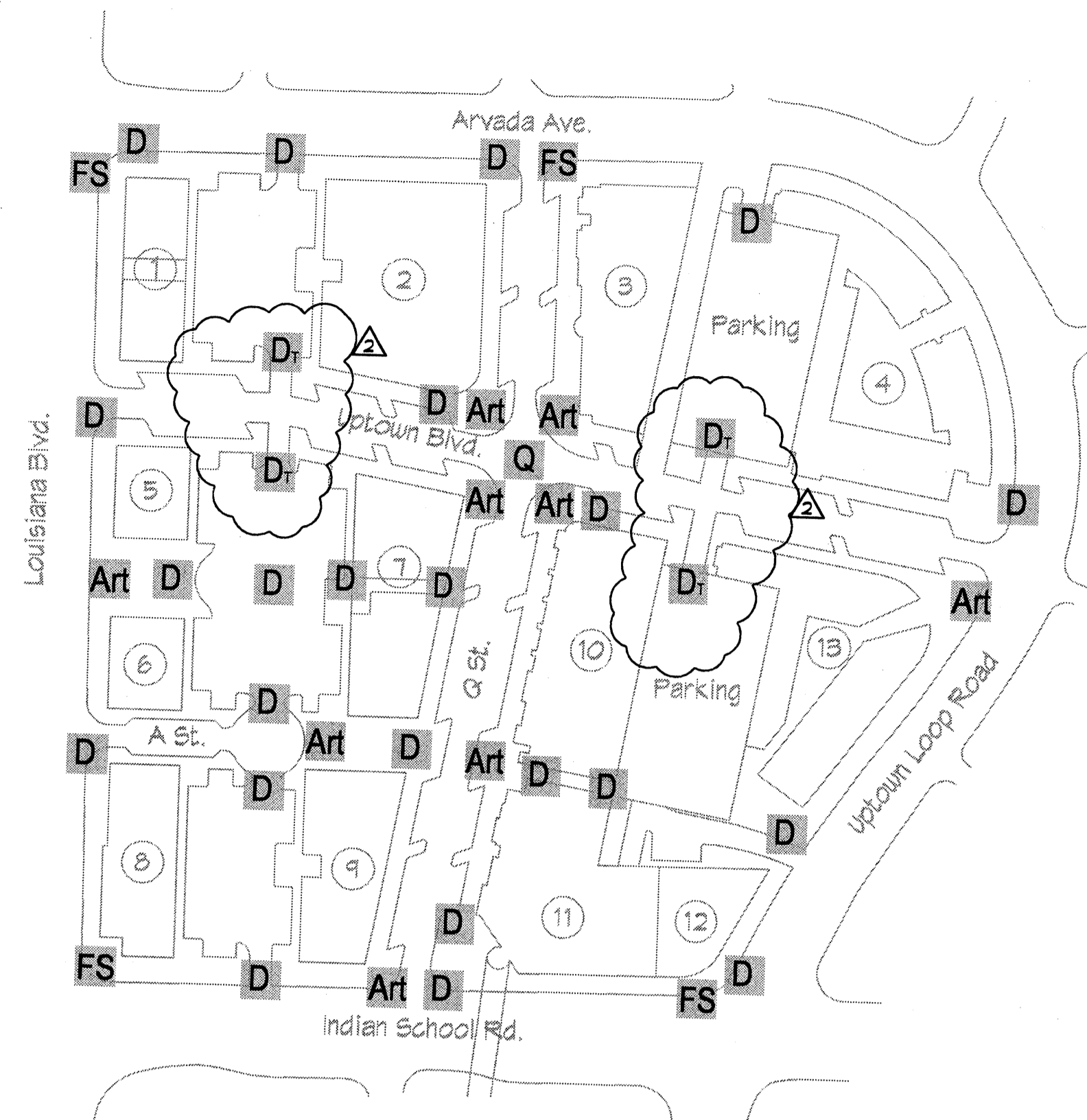
D Elevation - Vehicular Gateway
1/4" = 1'-0"



D Elevation - Pedestrian Gateway (to Parking)
1/4" = 1'-0"



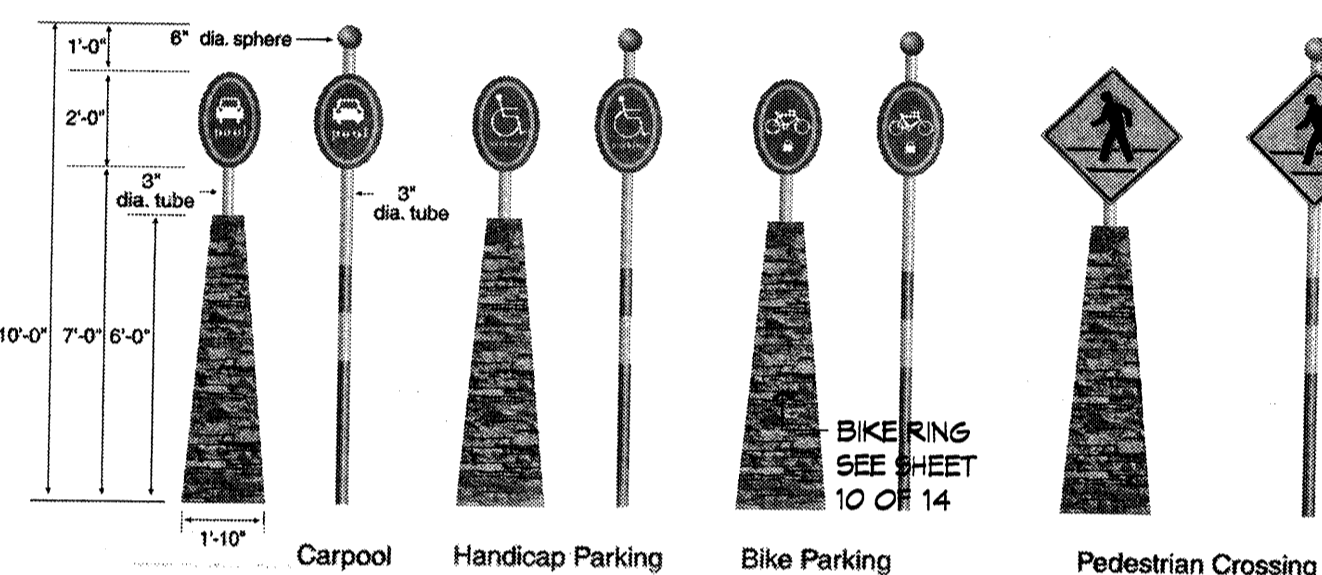
D Elevation - Pedestrian Gateway (to Q Street)
1/4" = 1'-0"



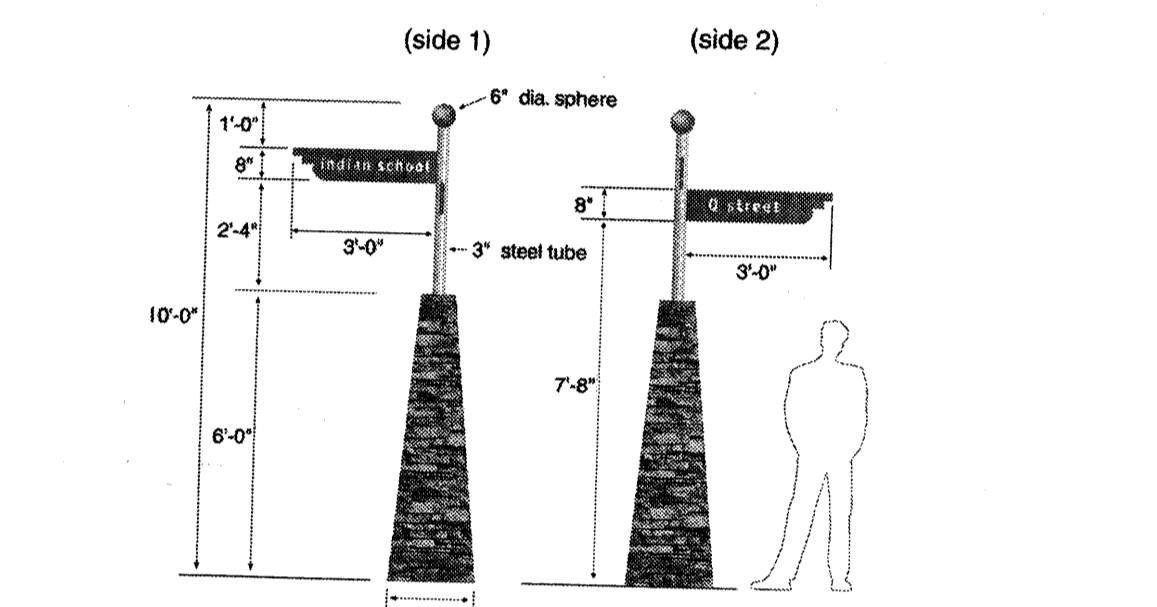
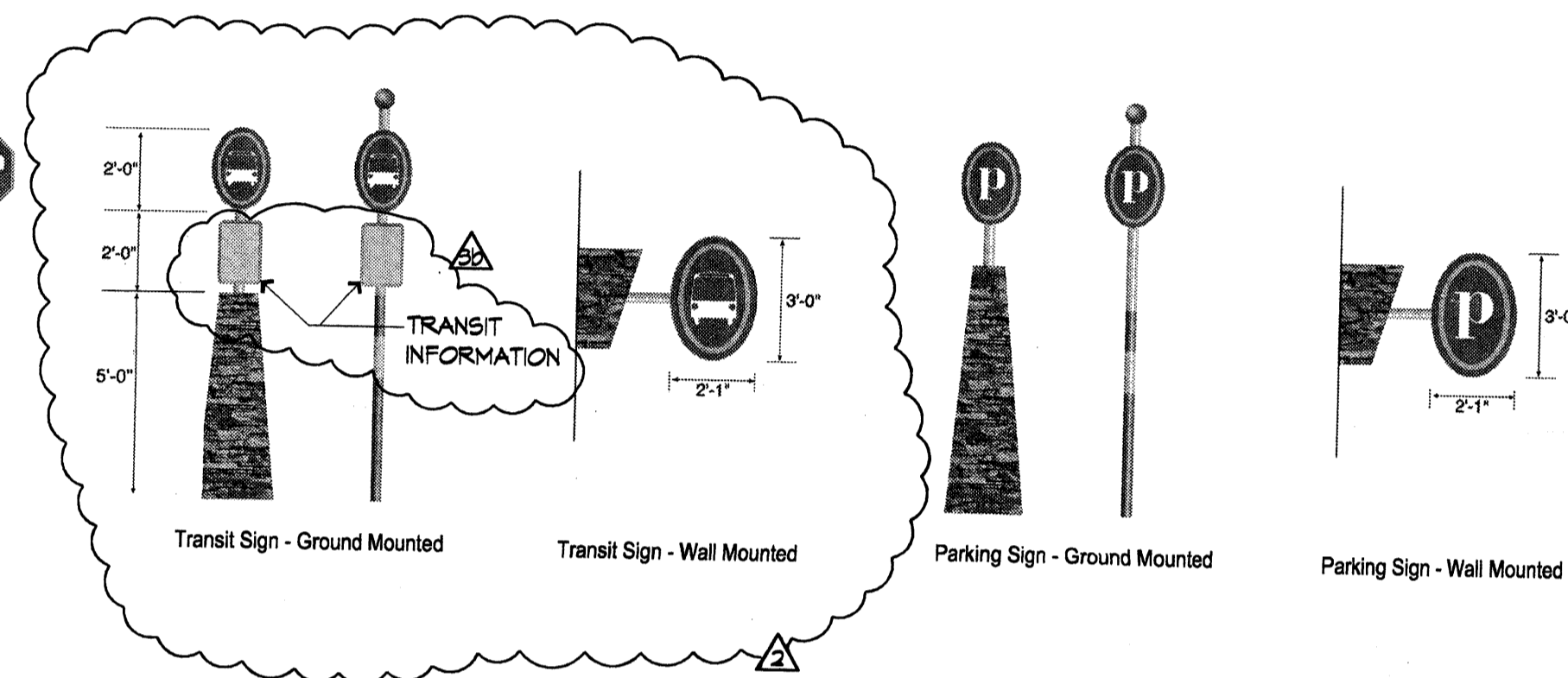
Signage Location Map
NTS

- Q "Q" Monument
- Art Art
- FS Free Standing Sign
- D Directional Signage
- D Directional Transit

note: refer building elevation, sheet 10




D Elevation - Directional Signage
1/4" = 1'-0"

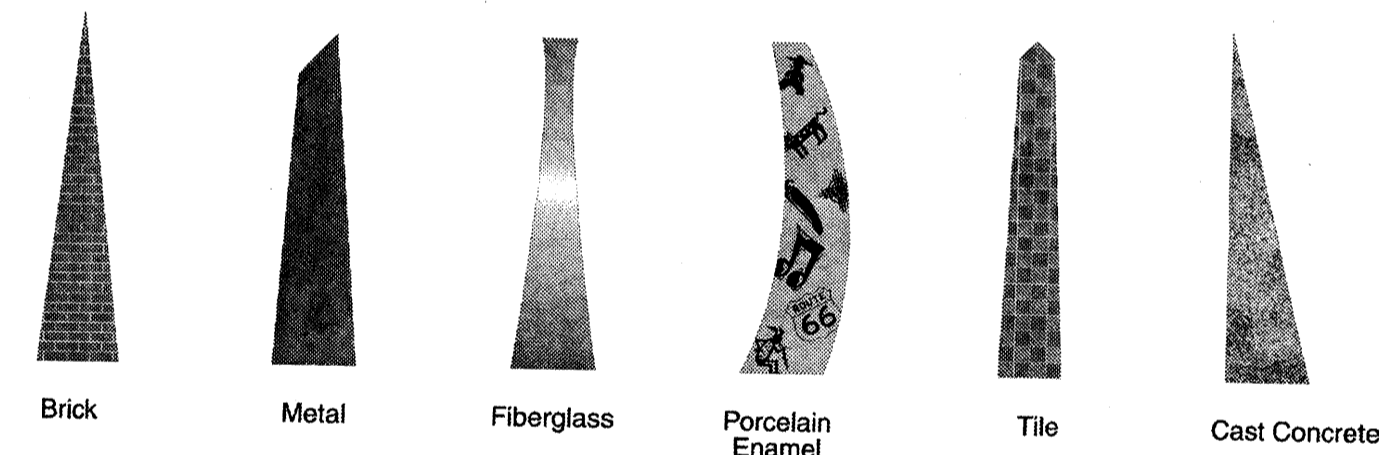


D Elevation - Directional Signage
1/4" = 1'-0"


DIRECTIONAL SIGNAGE



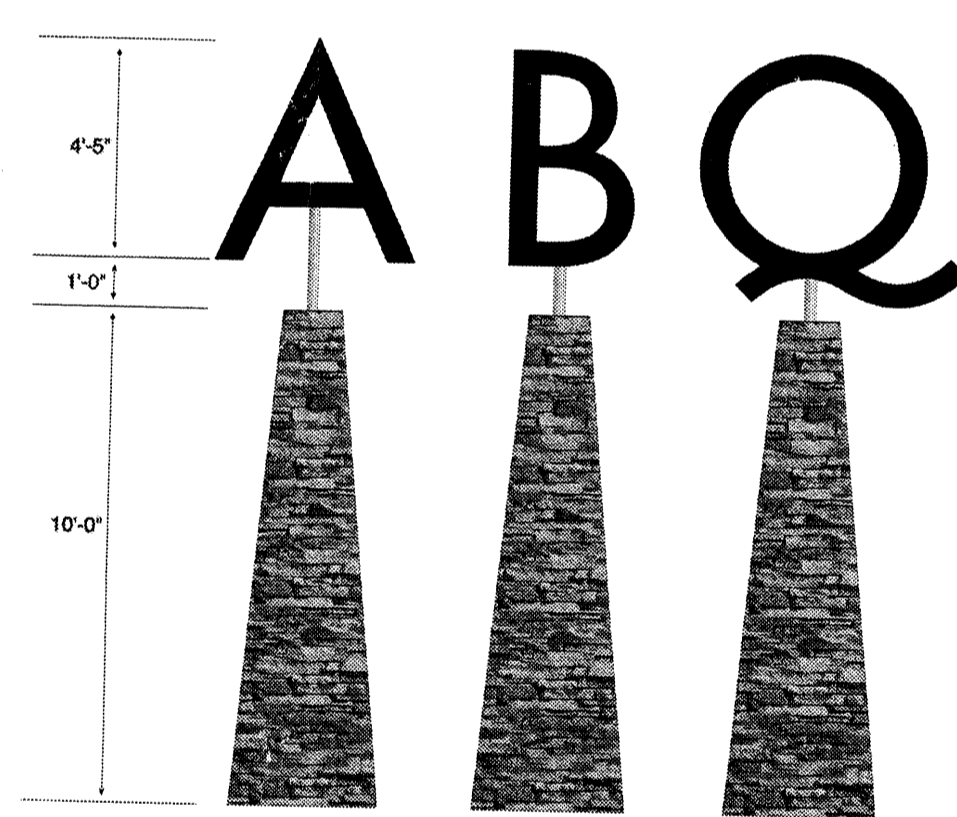
Art "ABQ Uptown" Text Options
NTS




Art Pylon Material and Shape Options
NTS



Art Elevation - Uptown Pylon Art
NTS



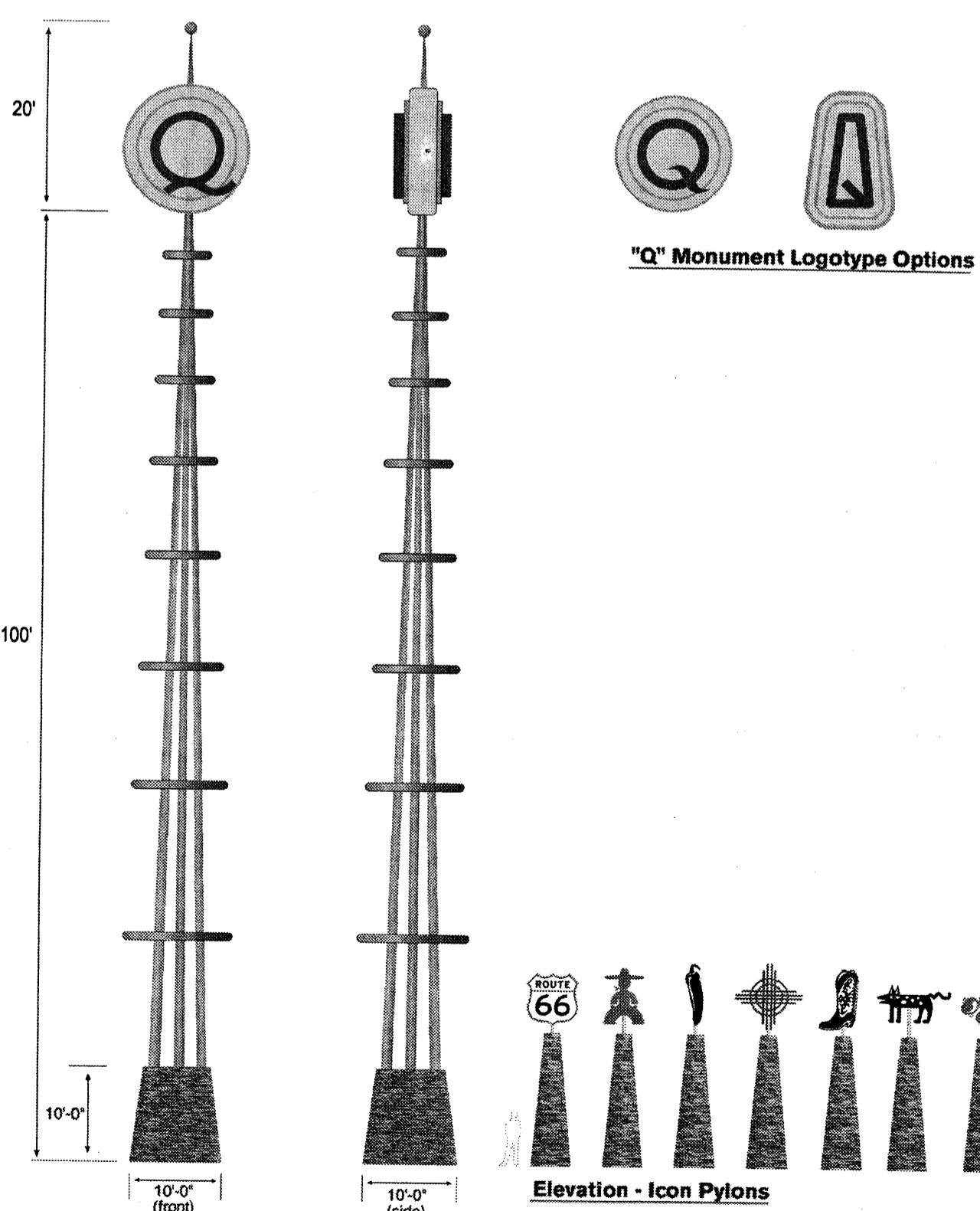
Art Elevation - Sculptural Monuments
1/4" = 1'-0"



Art Elevation - Icon Pylons
NTS



Art Elevation - Sculptural Letterforms
NTS



Q Elevation - "Q" Monument - at Plaza 3
1/16" = 1'-0"

ART

GENERAL NOTE
1. All Signage shall comply with USDOT as set out on pages 21 and 22.

Directional Signage and Art Design Statement

In designing the ABQ Uptown directional signage and art elements, the design team worked with intentions of representing elements from New Mexico's ancient past, recent past, present, and future. From Chaco Canyon to Route 66 and beyond, our state has left its impression.

It is important to note that this thinking has influenced and affected not only the design, but also the selection of materials, lighting and colors. This being said, ABQ Uptown material lighting and colors include, but are not limited to the following:

Materials - stacked stone, metal, stucco, tile, terra-cotta, wood, porcelain enamel, cast concrete, bricks, glass blocks, acrylic, fiberglass, canvas or outdoor vinyl.

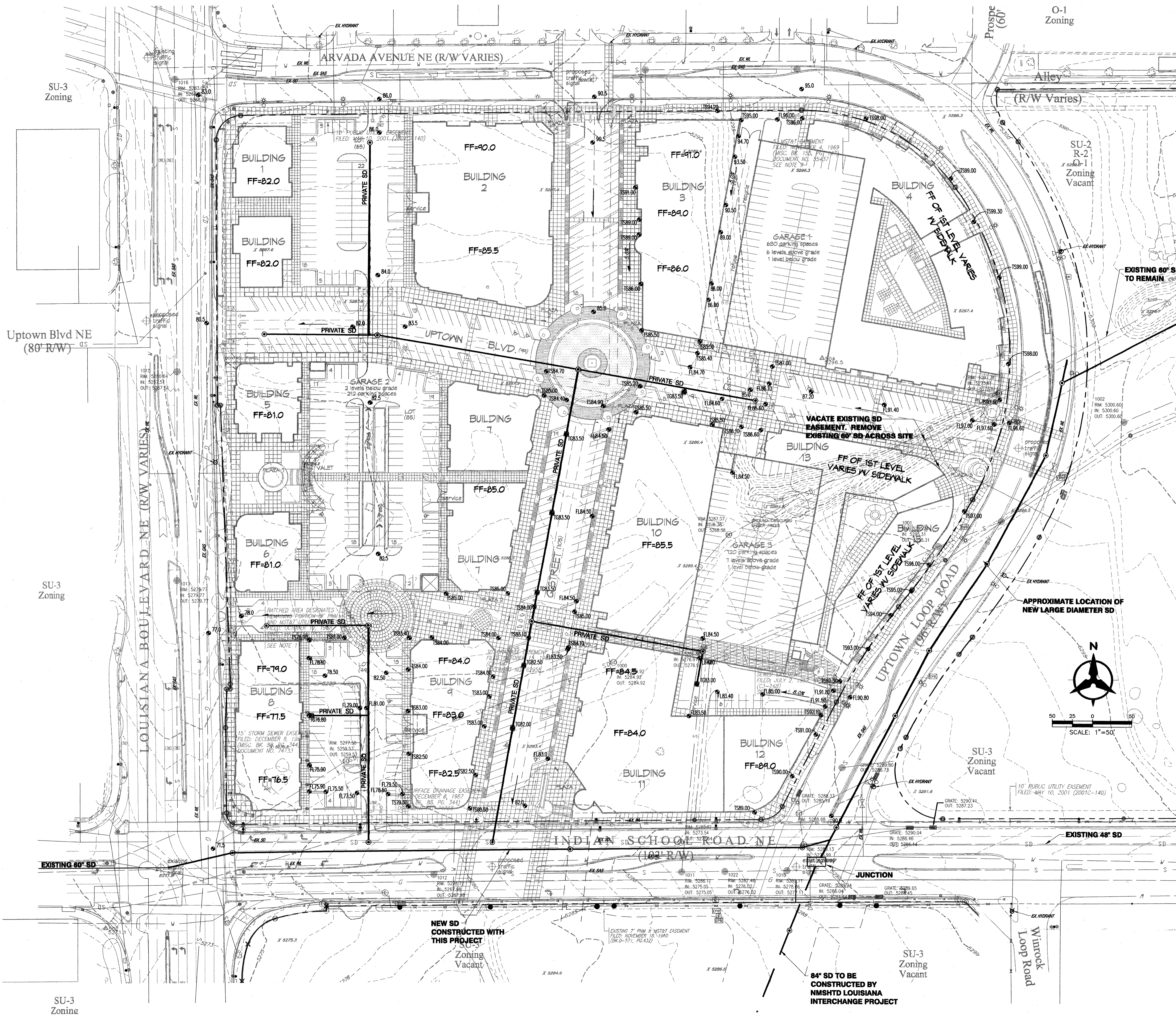
Lighting - street lamp, neon, internal ground mounted, LED light strips, projected light, exposed decorative bulbs, or fiber optics. Lighting is to comply with relevant Dark Skies Ordinance.

Colors - brownish red, dark red, red, pink, reddish orange, orange, peach, light yellow, cream, yellow, green, grey, green, light green, turquoise, dark blue, blue, purple, brown, tan, black, grey, white, silver, and gold. Wood may be either natural, stained or painted.

Owner	Hunt-Uptown, LLC
Planning Consultant	Denish + Kline Assoc., Inc.
Project Architect	Dekker/Perich/Sabatini
Project Engineer	Bohannan-Huston
Project Identity	Vaughn Wedeen Creative



DRB Submittal
Site Development Plan for Building Permit
Directional Signage and Art 12 of 14




Topography and Grading Narrative

Existing Site Topography
 The site currently slopes from east to west at approximately 2%. The highest point on the site is along Uptown Loop Road at the northeast corner of the site. The lowest point is at the corner of Louisiana and Indian School. The site is completely surrounded by public streets. Indian School on the south slopes from east to west. Uptown Loop Road on the east slopes from north to south, and on the north side of the site, the slope of Uptown Loop Road is from east to west. Louisiana, on the west edge of the site, also slopes from north to south.

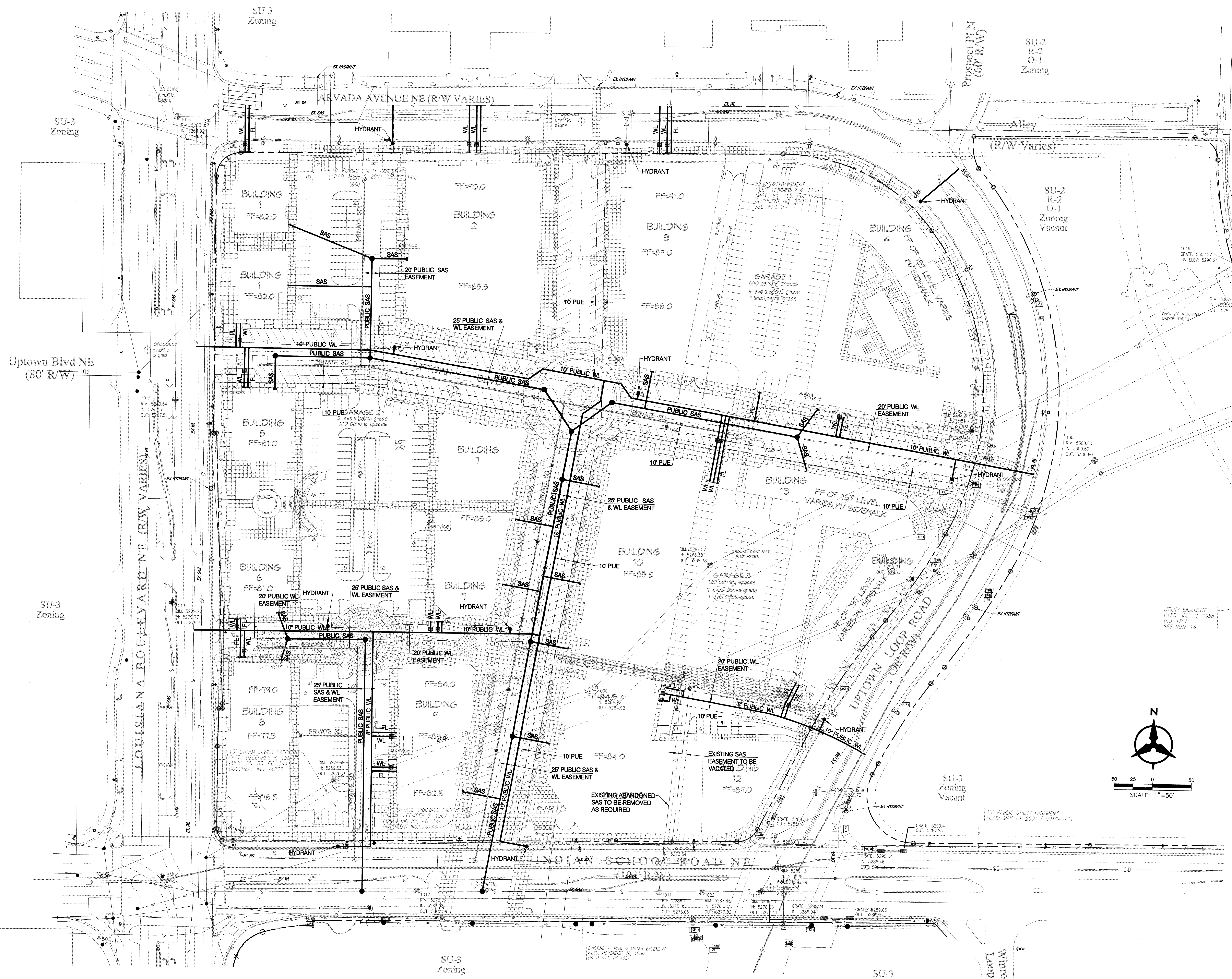
Proposed Site Grading
 The slope of the site under proposed conditions is similar to existing. Most of the buildings around the perimeter of the site will be set up above the adjacent sidewalk grade - this is shown on the conceptual grading and drainage plan. No grading beyond the property lines is proposed with this project. The drainage from the project is addressed in the Uptown Drainage report prepared by Bohannon Huston Inc., and approved by city hydrology.

Owner	Hunt-Uptown, LLC
Planning Consultant	Denish + Kline Assoc., Inc.
Project Architect	Dekker/Perich/Sabatini
Project Engineer	Bohannon-Huston
Project Identity	Vaughn Wedeen Creative

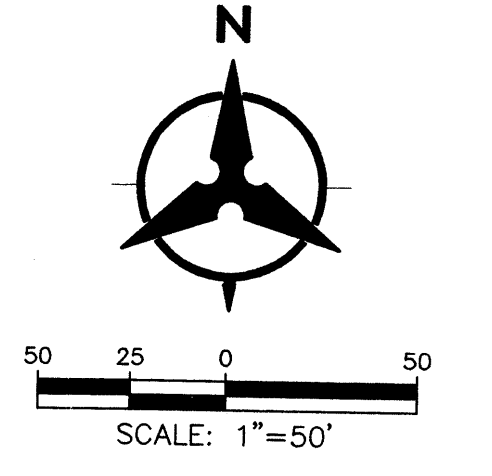
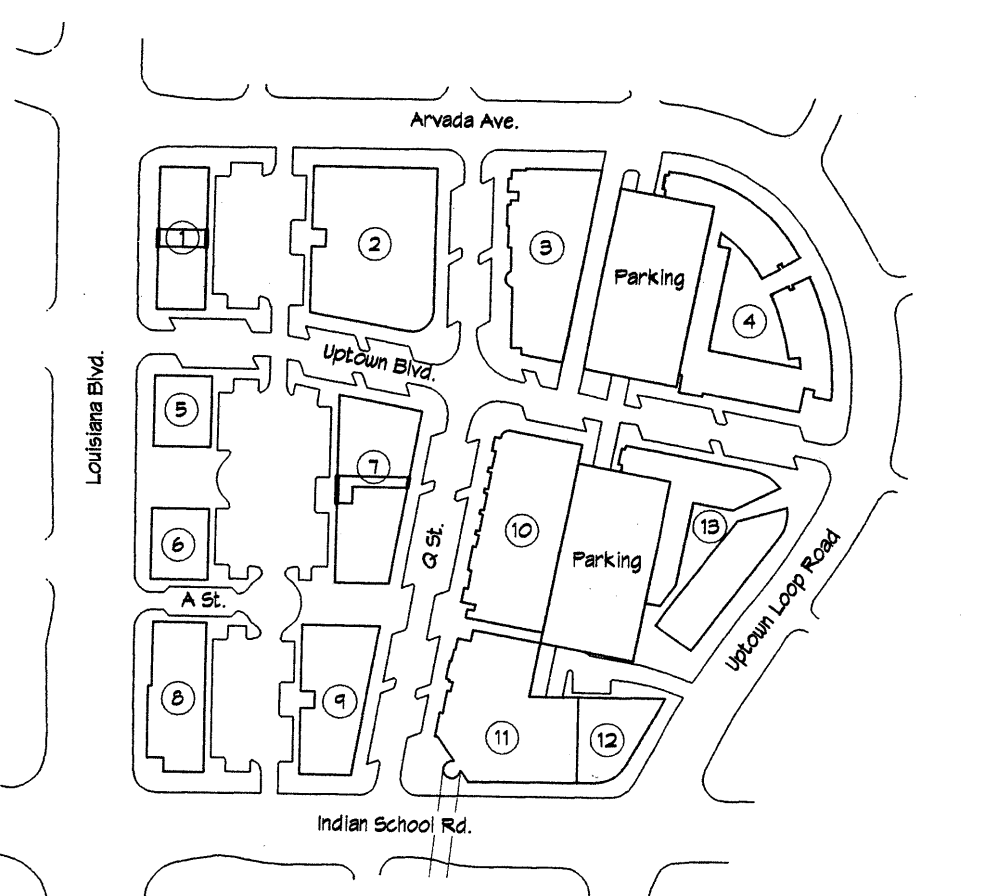


DRB Submittal
 Site Development Plan for Building Permit
 Grading & Drainage Plan 13 of 14

RText (RText)



- General Notes**
1. This drawing constitutes the required submission for approval of a Site Plan for Subdivision.
 2. The attached "ABQ Uptown Design Standards" are attached to and made part of this Site Plan for Subdivision.
 3. The Site Plan for Subdivision is subject to the regulations of the Uptown Sector Plan and the ABQ Uptown "Design Standards" attached hereto.
 4. The Site Plan for Subdivision is subject to all other City Ordinances and regulations and the ABQ Uptown "Design Standards" attached hereto.
 5. Significant amendment of this Site Plan for Subdivision shall be by the Planning Commission; the Planning Director or his/her designee shall have the authority to make administrative amendments.
 6. All development on these sites must be in conformance with this Site Plan for Subdivision and Standards.
 7. Approval of development proposals consistent with this Site Plan for Subdivision and Standards shall be by the Planning Director or his/her designee, and the City Engineer.





Key Plan N.T.S.

Owner	Hunt-Uptown, LLC
Planning Consultant	Denish + Kline Assoc., Inc.
Project Architect	Dekker/Perich/Sabatini
Project Engineer	Bohannon-Huston
Project Identity	Vaughn Wedeen Creative



EPC Submittal
 Site Development Plan for Building Permit

P:\20110\cdp\general\20110\F02.dwg
 July 01, 2004 - 12:31pm
 Layout



△ Conditions for Approval of Site Plan for Building Permit

Changes made to the original submittal per the findings and conditions Official Notification of Decision, August 15, 2009, project # 100227-02BPC-00414 Site Development Plan - Building Permit.

Index to Drawings

- 01 Site Development Plan for Building Permit
- 02 Landscape Plan
- 03 Enlarged Landscape and Plaza Plans (NW Quadrant)
- 04 Enlarged Landscape and Plaza Plans (NE Quadrant)
- 05 Enlarged Landscape and Plaza Plans (SW Quadrant)
- 06 Enlarged Landscape and Plaza Plans (SE Quadrant)
- 07 Building Elevations 1
- 08 Building Elevations 2
- 09 Building Elevations 3
- 10 Building Elevations 4
- 11 Building Elevations 5
- 12 Directional Signage and Art
- 13 Grading and Drainage Plan
- 14 Utility Plan

Owner	Hunt-Uptown, LLC
Planning Consultant	Denish + Kline Assoc., Inc.
Project Architect	Dekker/Perich/Sabatini
Project Engineer	Bohannon-Huston
Project Identity	Vaughn Wedeen Creative



DRB Submittal
Site Development Plan for Building Permit