

ADMINISTRATIVE AMENDMENT

FILE #: _____ PROJECT #: _____

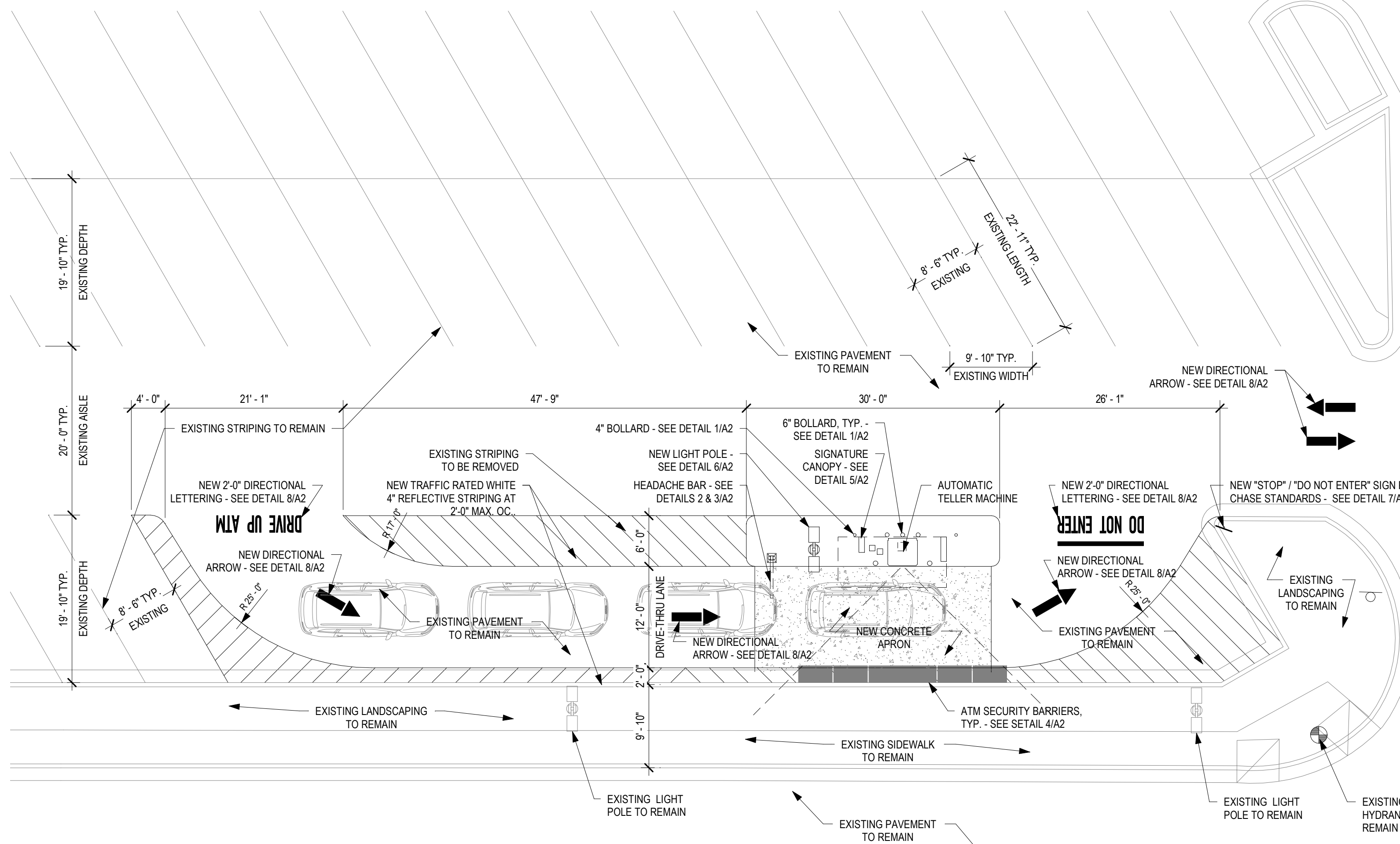
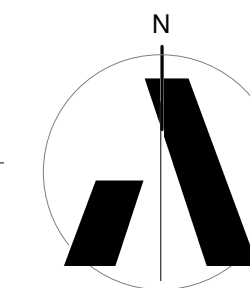
APPROVED BY

DATE



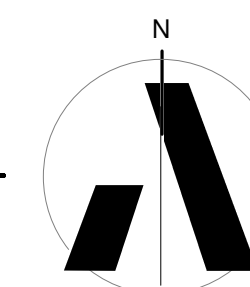
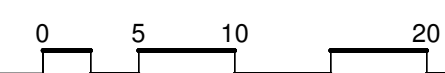
OVERALL SITE PLAN (FOR REFERENCE)

SCALE: NOT TO SCALE



ENLARGED PLAN AT DRIVE UP ATM

SCALE: 1" = 10'-0"



PROJECT DATA

PROJECT OWNER:

J.P. MORGAN CHASE, N.A.
CORP. REAL ESTATE SERVICES
201 NORTH CENTRAL AVENUE, 25TH FLOOR
PHOENIX, ARIZONA 85004

CONTACT: JOE M. HERNANDEZ
T 602.221.4601
E JOE.M.HERNANDEZ@JPMCHASE.COM

ARCHITECT:

APMI, INC.
3003 NORTH CENTRAL AVENUE
SUITE 1100
PHOENIX, ARIZONA 85012

CONTACT: WILL REILLY, A.I.A.
T 480.998.0709
E WREILLY@APMI.COM

LANDLORD:

COORS CTR DSG LLC & COORS CTR SG LLC &
COORS CTR MB LLC & ETAL CIO DSG TRUST
1155 KELLY JOHNSON BLVD
SUITE 302
COLORADO SPRINGS, COLORADO 80920

CONTACT: KERI ASHLEY
T 303.318.0100
E KERI@OAKREALTYPARTNERS.COM

PROJECT LOCATION:

111 COORS BOULEVARD NORTHWEST
SUITE E-11
ALBUQUERQUE, NEW MEXICO 87121

LEGAL DESCRIPTION:

TR A-1A-2A OF TRS A-1A-2A, A-1A-2B & A-1A-2C HUBBELL PLAZACONT 9.8880 AC ML OR 430,721 SF ML

PROJECT SUMMARY:

CONSTRUCTION OF A NEW REMOTE DRIVE UP ATM UNIT IN THE EXISTING PARKING AREA. THIS WILL INVOLVE THE REMOVAL OF 12 EXISTING PARKING SPACES AND REALLOCATING THEM FOR DRIVE THRU QUEUING.

PARCEL NUMBER:

10100574423210101

ZONING:

MX-M (MIXED USE - MEDIUM INTENSITY ZONE)

TENANT IMPROVEMENT AREA:

3,000 S.F.

BUILDING HEIGHT:

±19'-6" (EXST.)

BUILDING CODES:

2015 NEW MEXICO COMMERCIAL BUILDING CODE
2015 NEW MEXICO MECHANICAL CODE
2015 NEW MEXICO PLUMBING CODE
2017 NEW MEXICO ELECTRIC CODE
2018 INTERNATIONAL ENERGY CONSERVATION CODE
2015 CITY OF ALBUQUERQUE FIRE CODE
2010 ADA STANDARDS FOR ACCESSIBLE DESIGN
*ALL CODES AS MODIFIED BY THE CITY OF ALBUQUERQUE AMENDMENTS

EXISTING OVERALL RETAIL AREA:

±73,000 S.F.

EXISTING PARKING ANALYSIS:

(RATIOS BASED ON THE CITY OF ALBUQUERQUE 1974 COMPREHENSIVE CITY ZONING CODE)

REQUIRED PARKING (1 SPACES/200 S.F.) 363 SPACES
REQUIRED H.C. PARKING 8 SPACES
REQUIRED BICYCLE PARKING 20 SPACES

EXISTING PARKING 410 SPACES
EXISTING H.C. PARKING 10 SPACES
EXISTING BICYCLE PARKING 8 SPACES

REVISED PARKING 396 SPACES
REVISED H.C. PARKING 12 SPACES
REVISED BICYCLE PARKING 20 SPACES

EXISTING PARKING ANALYSIS:

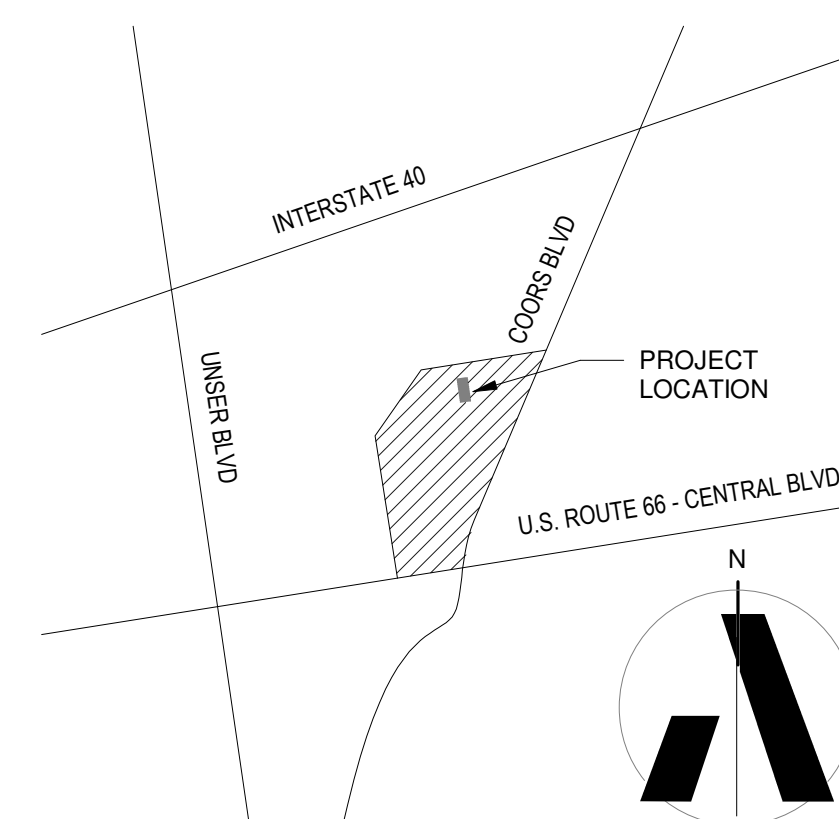
(RATIOS BASED ON THE CURRENT INTEGRATED DEVELOPMENT ORDINANCE)

REQUIRED PARKING (4 SPACES/1,000 S.F.) 292 SPACES
REQUIRED H.C. PARKING 8 SPACES
REQUIRED BICYCLE PARKING 30 SPACES
REQUIRED MOTORCYCLE PARKING 5 SPACES

EXISTING PARKING 410 SPACES
EXISTING H.C. PARKING 10 SPACES
EXISTING BICYCLE PARKING 8 SPACES
EXISTING MOTORCYCLE PARKING 0 SPACES

REVISED PARKING 396 SPACES
REVISED H.C. PARKING 12 SPACES
REVISED BICYCLE PARKING 20 SPACES
REVISED MOTORCYCLE PARKING 0 SPACES

TYPE OF PARKING	TYPICAL PARKING DIMENSIONS			
	STALL LENGTH	STALL WIDTH	STALL DEPTH	MAX. OVERHANG
STANDARD 90°	18'-0"	8'-6"	18'-0"	2'-0"
STANDARD 60°	22'-11"	9'-10"	11'-6"	N/A
ADA	18'-0"	8'-6"	18'-0"	2'-0"
BICYCLE	6'-0"	2'-0"	6'-0"	1'-0"



VICINITY MAP

NOT TO SCALE

THIS DRAWING IS PROVIDED AS AN INSTRUMENT OF SERVICE BY APMI, INC. AND/OR ITS CONSULTANT, AND IS INTENDED FOR USE ON THIS PROJECT ONLY. THIS DRAWING REMAINS THE PROPERTY OF APMI, INC. AND SHALL BE RETURNED TO THEM UPON COMPLETION OF THE CONSTRUCTION WORK. PURSUANT TO THE ARCHITECTURAL WORKS COPYRIGHT ACT OF 1991, ALL DRAWINGS, SPECIFICATIONS, SCHEDULES AND DESIGNS, INCLUDING THE OVERALL FORM, ARRANGEMENT AND COMPOSITION OF SPACES AND ELEMENTS APPEARING HEREIN CONSTITUTE THE ORIGINAL COPYRIGHTED WORK OF APMI, INC. AND ITS CONSULTANT. ANY REPRODUCTION, USE, OR DISSEMINATION OF INFORMATION CONTAINED HEREIN WITHOUT PRIOR WRITTEN CONSENT FROM APMI, INC. IS STRICTLY PROHIBITED. © 2022 APMI, INC.

US66 & COORS
111 COORS BOULEVARD NORTHWEST, ALBUQUERQUE, NEW MEXICO 87121



APMI
architecture
3003 NORTH CENTRAL AVENUE, SUITE 1100
PHOENIX, ARIZONA 85012
480.998.0709
apmi.com

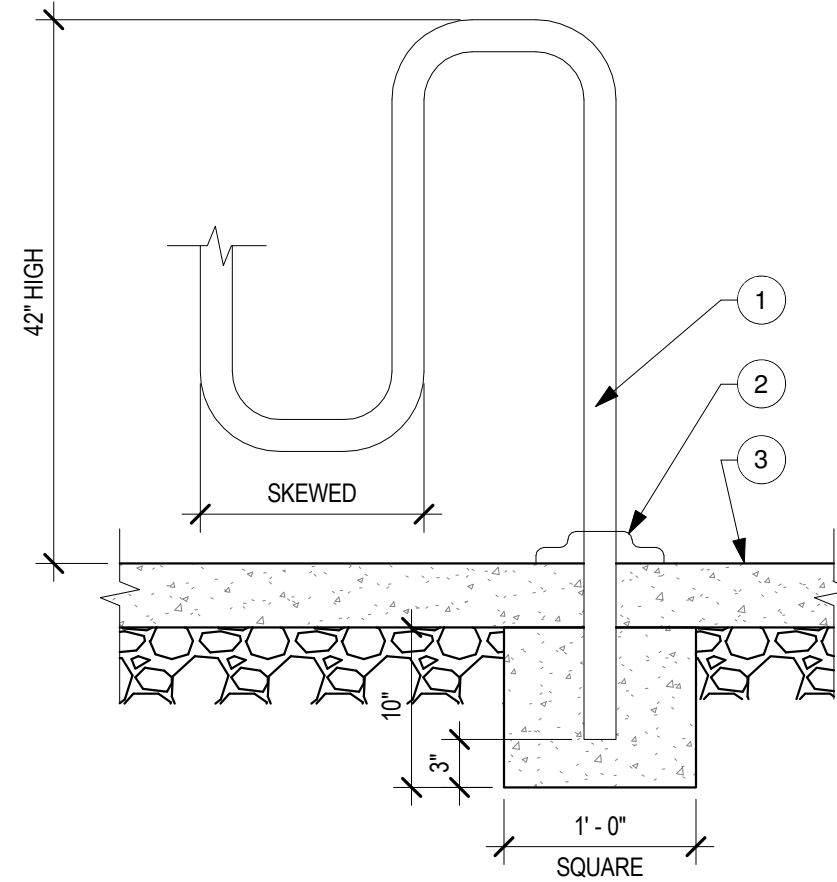


EXP. DATE: 12-31-2022
DRAWN JCG
DATE 25.APRIL.2022
PROJECT 21125.00

SITE PLAN

A1

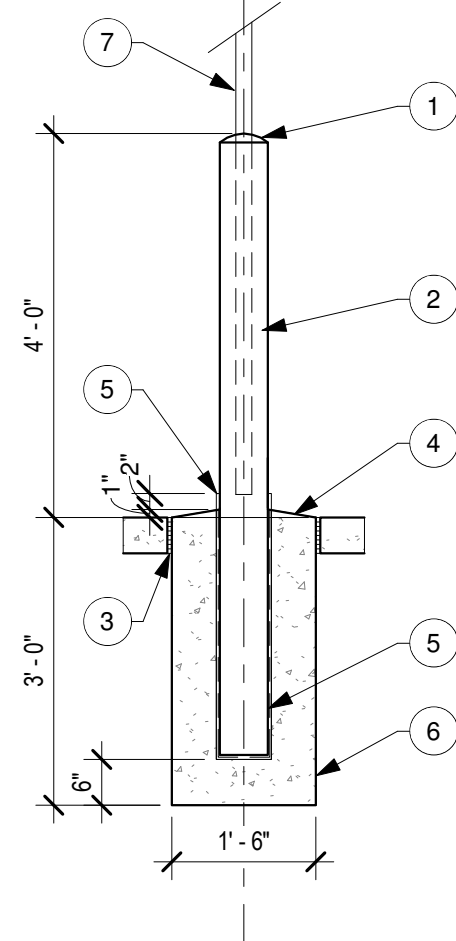
THIS DRAWING IS PROVIDED AS AN INSTRUMENT OF SERVICE BY AP/MI, INC. AND IS INTENDED FOR USE ON THIS PROJECT ONLY. THIS DRAWING REMAINS THE PROPERTY OF AP/MI, INC. AND SHALL BE RETURNED TO THEM UPON COMPLETION OF THE CONSTRUCTION WORK. PURSUANT TO THE ARCHITECTURAL WORKS COPYRIGHT ACT OF 1990, ALL DRAWINGS, SPECIFICATIONS, ETC. AND DESIGNS, INCLUDING THE OVERALL FORM, ARRANGEMENT AND COMPOSITION OF SPACES AND ELEMENTS APPEARING HEREIN CONSTITUTE THE ORIGINAL COPYRIGHTED WORK OF AP/MI, INC. AND ITS CONSULTANT. ANY REPRODUCTION, USE, OR DISCLOSURE OF INFORMATION CONTAINED HEREIN WITHOUT PRIOR WRITTEN CONSENT FROM AP/MI, INC. IS STRICTLY PROHIBITED. © 2022 AP/MI, INC.



- KEY NOTES:**
1. MOUNT (SURFACE MOUNT NOT ALLOWED)
 2. MATCHING BASE COVER
 3. 4" CONCRETE SLAB OVER 4" A.B.C.

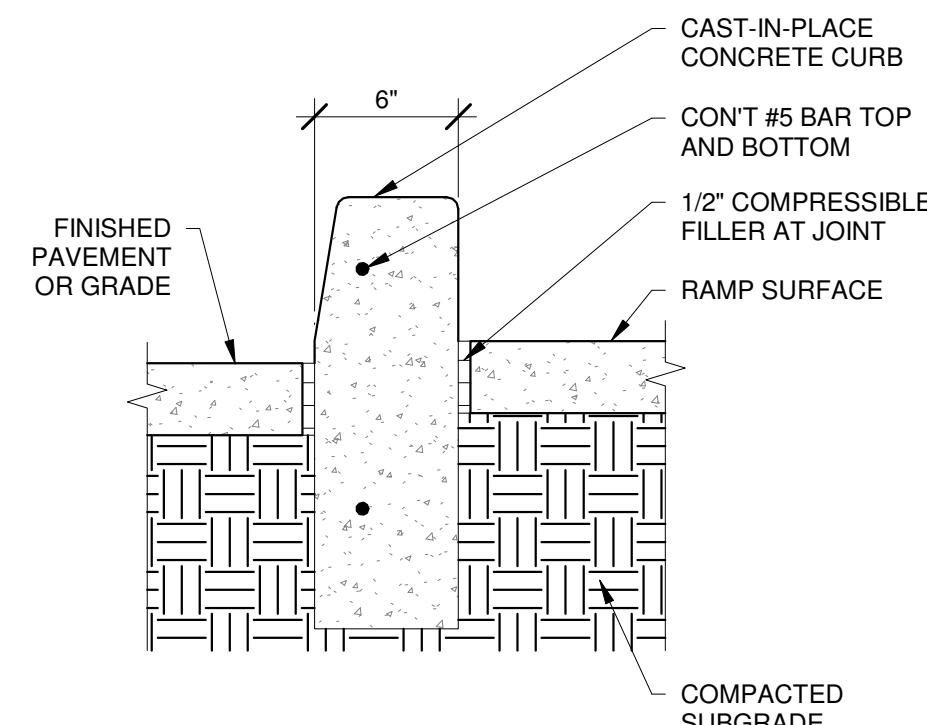
GENERAL NOTE:
GAMETIME BIKE RACK MODEL #F7700, FOR 4 BICYCLES. POWDERCOAT "BROWN"

8
A2.1 **BIKE RACK**
SCALE: 1" = 1'-0"

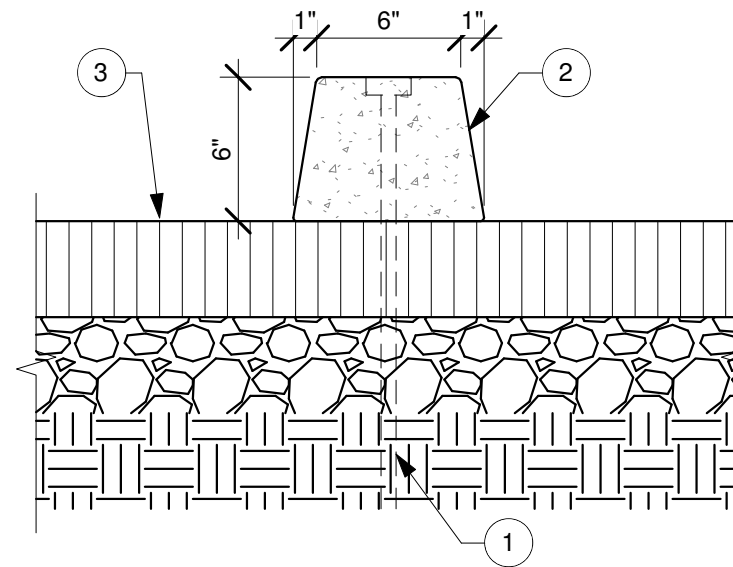


- KEY NOTES:**
1. ROUNDED CONCRETE TOP
 2. CONCRETE FILLED STEEL PIPE. REFER TO FLOOR PLAN FOR SIZE - PAINT OSHA YELLOW
 3. 1/2" PRE MOLDED EXPANSION JOINT WHERE CONCRETE OCCURS
 4. 1" CROWN
 5. WRAP POST AT BOTTOM AND ALL AROUND UP TO 2" ABOVE CROWN OF CONCRETE FOOTING WITH UNDERGROUND ELECTRICAL TAPE
 6. CONCRETE FOOTING
 7. NEW 2" SQUARE METAL POST

7
A2.1 **TYPICAL SIGN POST BASE**
SCALE: 1/2" = 1'-0"

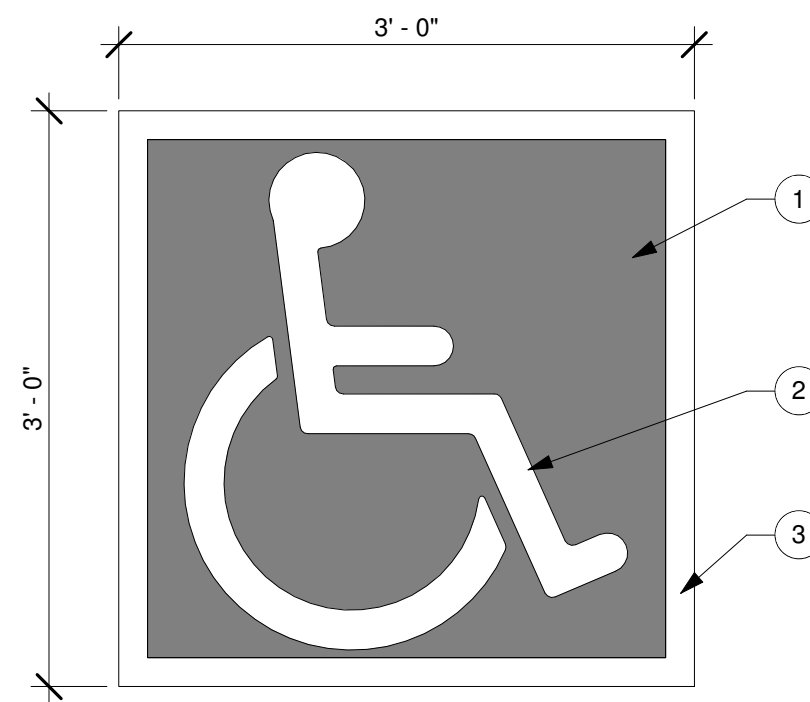


6
A2.1 **CAST-IN-PLACE CONCRETE CURB @ RAMP**
SCALE: 1 1/2" = 1'-0"



- KEY NOTES:**
1. 5/8" DIA. X 24" DOWELS AT 4'-0" O.C.
 2. PRECAST CONCRETE BUMPER.
 3. FINISHED PAVEMENT OR GRADE

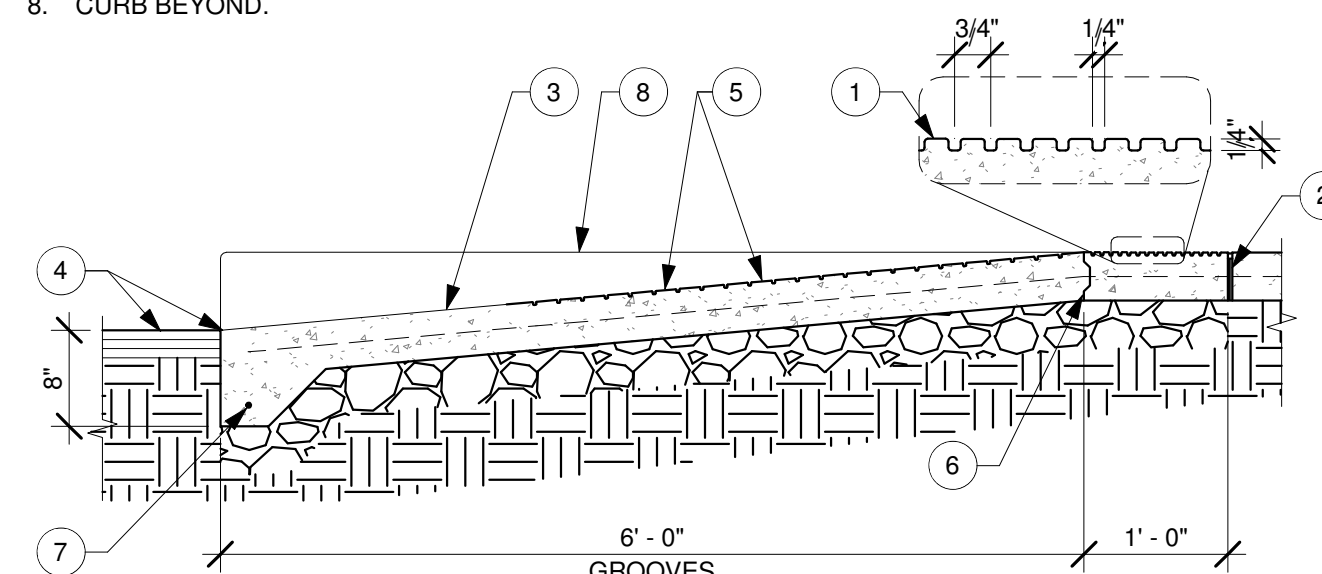
5
A2.1 **TYPICAL WHEEL STOP**
SCALE: 1 1/2" = 1'-0"



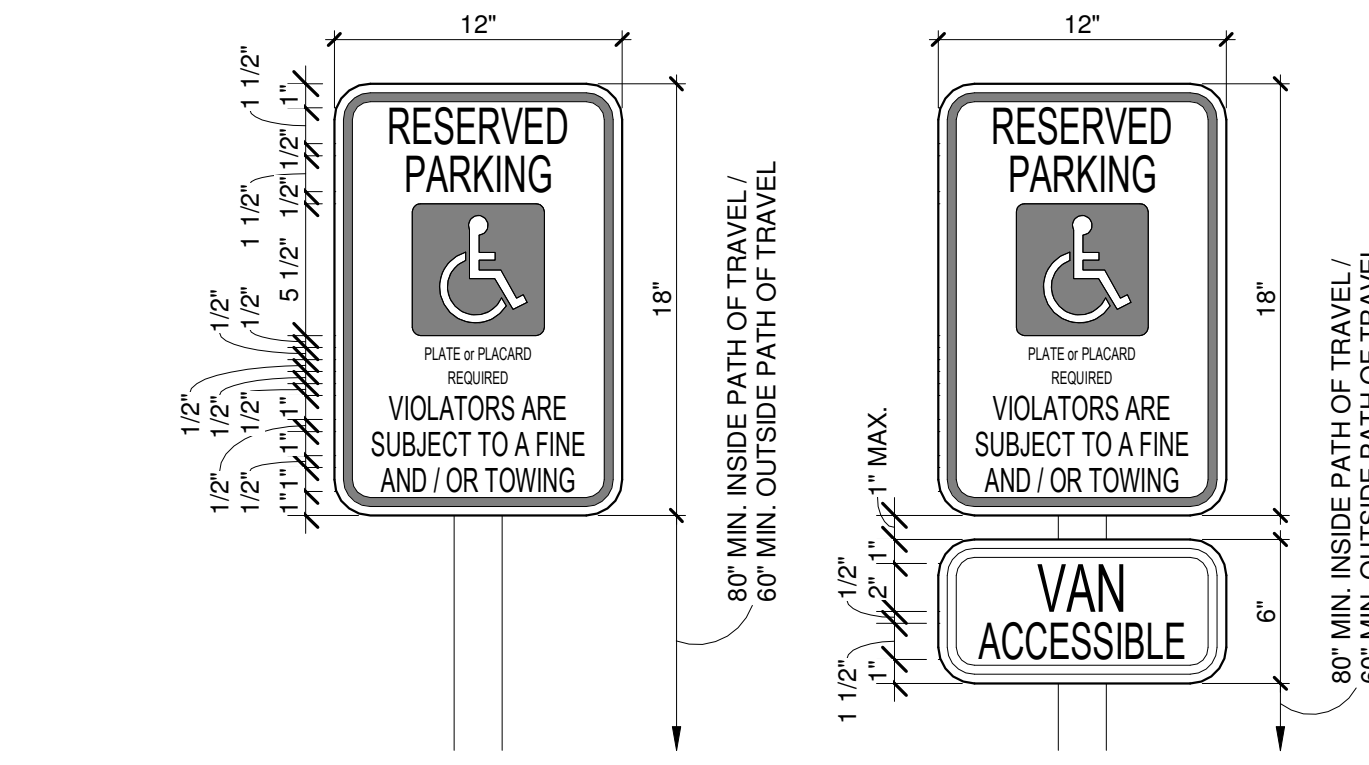
- KEY NOTES:**
1. PAINT BLUE (TRAFFIC)
 2. PAINT WHITE (FIGURE)
 3. PAINT WHITE (BORDER)

4
A2.1 **ACCESSIBLE SYMBOL**
SCALE: 1" = 1'-0"

- KEY NOTES:**
1. 1/4" DEEP SCORE JOINTS AT 3/4" O.C. (TACTILE WARNING).
 2. 3/8" EXPANSION JOINT - RECESS 1/2" BELOW TOP OF SLAB AND FILL WITH TRAFFIC DUTY SEALANT.
 3. NOT USED
 4. TOP OF PAVING AND RAMP WITH 1/2" MAX. LIP - BEVEL UP AT 24° ANGLE.
 5. 4" CONCRETE RAMP WITH #3 REINF. BAR AT 16" O.C. BOTH WAYS.
 6. CONTINUOUS KEY JOINT.
 7. #5 CONTINUOUS REBAR - DOWEL INTO CURB EACH SIDE.
 8. CURB BEYOND.

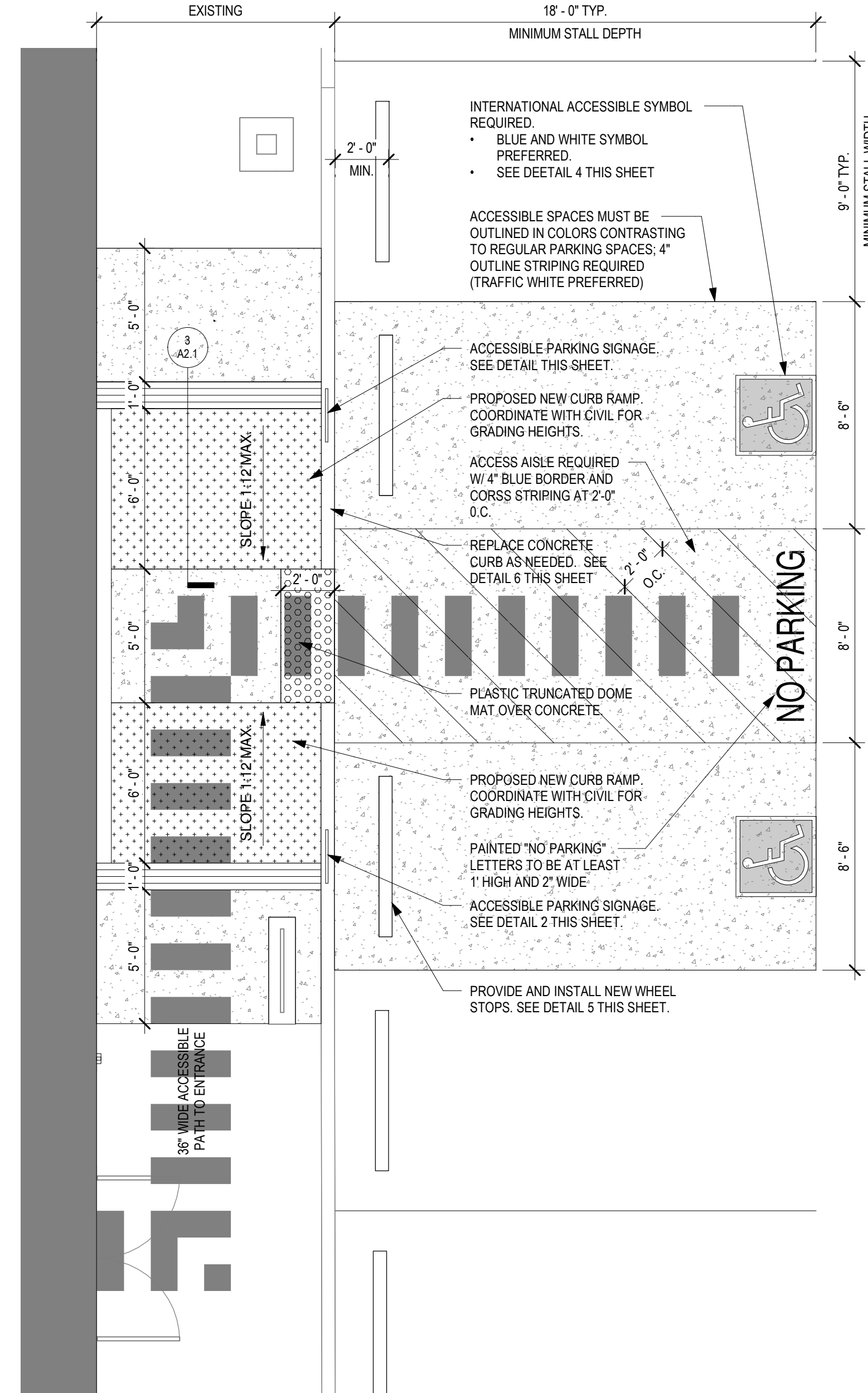


3
A2.1 **RAMP SECTION**
SCALE: 3/4" = 1'-0"



2
A2.1 **ACCESSIBLE & VAN ACCESSIBLE PARKING SIGNS**
SCALE: 1 1/2" = 1'-0"

- GENERAL NOTES:**
- CONCRETE TO BE INTEGRAL COLOR, DAVIS COLOR #8084 GRAPHITE IN ADA PARKING AND ACCESS AISLE.
 - NO SLOPES GREATER THAN 2% IN ANY DIRECTION WITHIN PARKING STALLS AND ACCESS AISLE. COORDINATE WITH CIVIL PLAN.

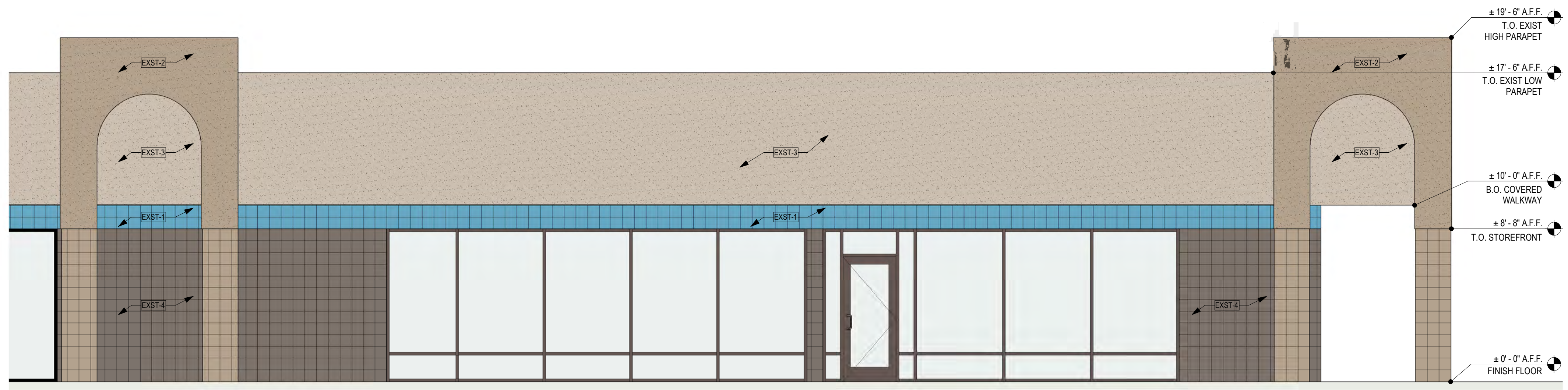


1
A2.1 **ENLARGED PLAN AT ACCESSIBLE PARKING STALLS**
SCALE: 1/4" = 1'-0"

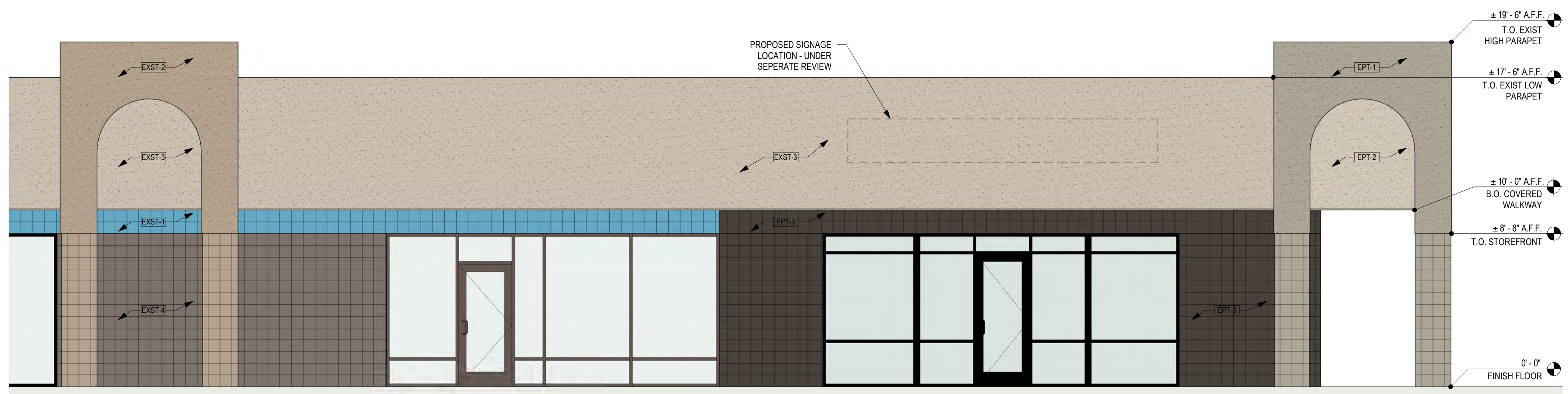
THIS DRAWING IS PROVIDED AS AN INSTRUMENT OF SERVICE BY AP/II, INC. AND/OR ITS CONSULTANT, AND IS INTENDED FOR USE ON THIS PROJECT ONLY. THIS DRAWING REMAINS THE PROPERTY OF AP/II, INC. AND SHALL BE RETURNED TO THEM UPON COMPLETION OF THE CONSTRUCTION WORK. PURSUANT TO THE ARCHITECTURAL WORKS COPYRIGHT ACT OF 1990, ALL DRAWINGS, SPECIFICATIONS, SCHEDULES AND DESIGNS, INCLUDING THE OVERALL FORM, ARRANGEMENT AND COMPOSITION OF SPACES AND ELEMENTS APPEARING HEREIN CONSTITUTE THE ORIGINAL COPYRIGHTED WORK OF AP/II, INC. AND/OR ITS CONSULTANT. ANY REPRODUCTION, USE, OR DISCLOSURE OF INFORMATION CONTAINED HEREIN WITHOUT PRIOR WRITTEN CONSENT FROM AP/II, INC. IS STRICTLY PROHIBITED. ©2020 AP/II, INC.

EXISTING EXTERIOR FINISH MATERIALS	
	ACCENT BLOCK COLOR
EXST-1	EXACT COLOR IS UNKNOWN - SAMPLE IS COLOR MATCH
	MAIN TOWER STUCCO AND BLOCK COLOR
EXST-2	EXACT COLOR IS UNKNOWN - SAMPLE IS COLOR MATCH
	UPPER STUCCO COLOR
EXST-3	EXACT COLOR IS UNKNOWN - SAMPLE IS COLOR MATCH
	LOWER BLOCK COLOR
EXST-4	EXACT COLOR IS UNKNOWN - SAMPLE IS COLOR MATCH

PROPOSED EXTERIOR FINISH MATERIALS	
FC-1	FIBER CEMENT PANEL- DARK
	MANUFACTURER NICHHA FIBER CEMENT
	PRODUCT VNTAGEWOOD AWP 1818 (AVAILABLE AS AWP 3030 FOR NON-PROTOTYPICAL PROJECTS)
	COLOR BARK
	SIZE 18" NOMINAL x 72" NOMINAL AND 120" NOMINAL
	NOTES INCLUDE 3.5" MANUFACTURED CORNERS AND MANUFACTURER'S "ESSENTIAL" FLASHING SYSTEM.
RC-1	ROOF COPING
	MANUFACTURER PETERSEN ALUMINUM / PAC-CLAD
	PRODUCT PAC-CONTINUOUS
	COLOR MATTE BLACK STEEL / BLACK ALUMINUM
EPT-1	MAIN TOWER STUCCO AND BLOCK COLOR
	MANUFACTURER SHERWIN-WILLIAMS
	PRODUCT METALATEX ACRYLIC SEMI-GLOSS
	COLOR SW 7045 INTELLECTUAL GRAY
	FINISH SEMI-GLOSS
EPT-2	UPPER STUCCO COLOR
	MANUFACTURER SHERWIN-WILLIAMS
	PRODUCT METALATEX ACRYLIC SEMI-GLOSS
	COLOR SW 7036 ACCESSIBLE BEIGE
	FINISH SEMI-GLOSS
EPT-3	LOWER BLOCK COLOR
	MANUFACTURER SHERWIN-WILLIAMS
	PRODUCT METALATEX ACRYLIC
	COLOR SW 7675 SEALSKIN
	FINISH SEMI-GLOSS



1 EXST SOUTH COLORED ELEVATION
SCALE: 1/4" = 1'-0"



2 PROPOSED SOUTH COLORED ELEVATION
SCALE: 1/4" = 1'-0"

US66 & COORS
111 COORS BOULEVARD NORTHWEST, ALBUQUERQUE, NEW MEXICO 87121



AP/II
architecture
3405 NORTH CENTRAL AVENUE, SUITE 1100
PHOENIX, ARIZONA 85012
480.980.0709
ap/ii.com

PRELIMINARY - NOT FOR CONSTRUCTION NOR RECORDING

DRAWN JCG
DATE 10.DEC.2021
PROJECT 21125.00

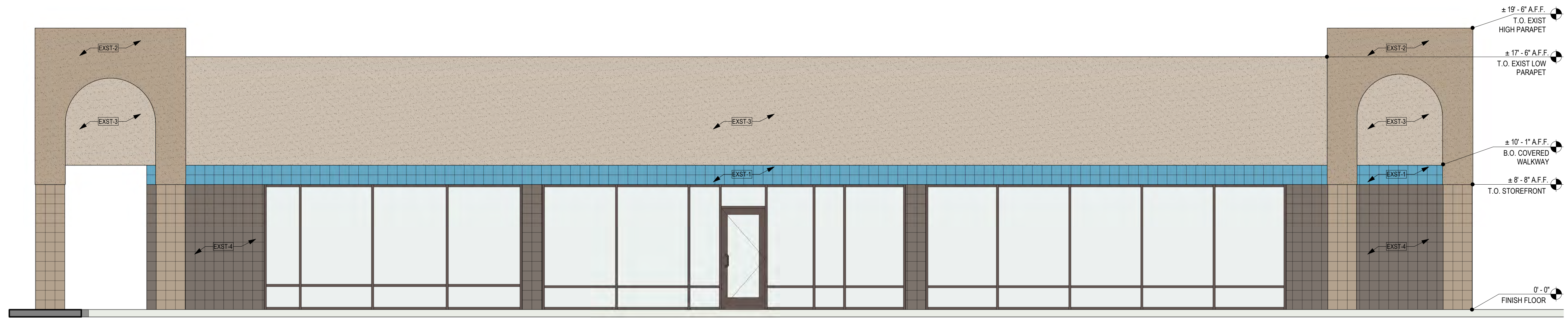
SOUTH COLORED ELEVATIONS

A3

THIS DRAWING IS PROVIDED AS AN INSTRUMENT OF SERVICE BY AP/II, INC. AND IS INTENDED FOR USE ON THIS PROJECT ONLY. THIS DRAWING REMAINS THE PROPERTY OF AP/II, INC. AND SHALL BE RETURNED TO THEM UPON COMPLETION OF THE CONSTRUCTION WORK. PURSUANT TO THE ARCHITECTURAL WORKS COPYRIGHT ACT OF 1990, ALL DRAWINGS, SPECIFICATIONS, EDCS AND DESIGNS, INCLUDING THE OVERALL FORM, ARRANGEMENT AND COMPOSITION OF SPACES AND ELEMENTS APPEARING HEREIN CONSTITUTE THE ORIGINAL COPYRIGHTED WORK OF AP/II, INC. AND ITS CONSULTANT. ANY REPRODUCTION, USE, OR DISCLOSURE OF INFORMATION CONTAINED HEREIN WITHOUT WRITTEN CONSENT FROM AP/II, INC. IS STRICTLY PROHIBITED. © 2020 AP/II, INC.

EXISTING EXTERIOR FINISH MATERIALS	
	ACCENT BLOCK COLOR
EXST-1	EXACT COLOR IS UNKNOWN - SAMPLE IS COLOR MATCH
	MAIN TOWER STUCCO AND BLOCK COLOR
EXST-2	EXACT COLOR IS UNKNOWN - SAMPLE IS COLOR MATCH
	UPPER STUCCO COLOR
EXST-3	EXACT COLOR IS UNKNOWN - SAMPLE IS COLOR MATCH
	LOWER BLOCK COLOR
EXST-4	EXACT COLOR IS UNKNOWN - SAMPLE IS COLOR MATCH

PROPOSED EXTERIOR FINISH MATERIALS	
FC-1	FIBER CEMENT PANEL- DARK
	MANUFACTURER NICHHA FIBER CEMENT
	PRODUCT VNTAGEWOOD AWP 1818 (AVAILABLE AS AWP 3030 FOR NON-PROTOTYPICAL PROJECTS)
	COLOR BARK
	SIZE 18" NOMINAL x 72" NOMINAL AND 120" NOMINAL
	NOTES INCLUDE 3.5" MANUFACTURED CORNERS AND MANUFACTURER'S "ESSENTIAL" FLASHING SYSTEM.
RC-1	ROOF COPING
	MANUFACTURER PETERSEN ALUMINUM / PAC-CLAD
	PRODUCT PAC-CONTINUOUS
	COLOR MATTE BLACK STEEL / BLACK ALUMINUM
EPT-1	MAIN TOWER STUCCO AND BLOCK COLOR
	MANUFACTURER SHERWIN-WILLIAMS
	PRODUCT METALATEX ACRYLIC SEMI-GLOSS
	COLOR SW 7045 INTELLECTUAL GRAY
	FINISH SEMI-GLOSS
EPT-2	UPPER STUCCO COLOR
	MANUFACTURER SHERWIN-WILLIAMS
	PRODUCT METALATEX ACRYLIC SEMI-GLOSS
	COLOR SW 7036 ACCESSIBLE BEIGE
	FINISH SEMI-GLOSS
EPT-3	LOWER BLOCK COLOR
	MANUFACTURER SHERWIN-WILLIAMS
	PRODUCT METALATEX ACRYLIC
	COLOR SW 7675 SEALSKIN
	FINISH SEMI-GLOSS



1 EXST EAST COLORED ELEVATION
SCALE: 1/4" = 1'-0"



2 PROPOSED EAST COLORED ELEVATION
SCALE: 1/4" = 1'-0"

US66 & COORS
111 COORS BOULEVARD NORTHWEST, ALBUQUERQUE, NEW MEXICO 87121



AP/II
architecture
3605 NORTH CENTRAL AVENUE, SUITE 1100
PHOENIX, ARIZONA 85012
480.980.0709
ap/ii.com









PRELIMINARY - NOT FOR CONSTRUCTION NOR RECORDING







DRAWN JCG
DATE 10.DEC.2021
PROJECT 21125.00

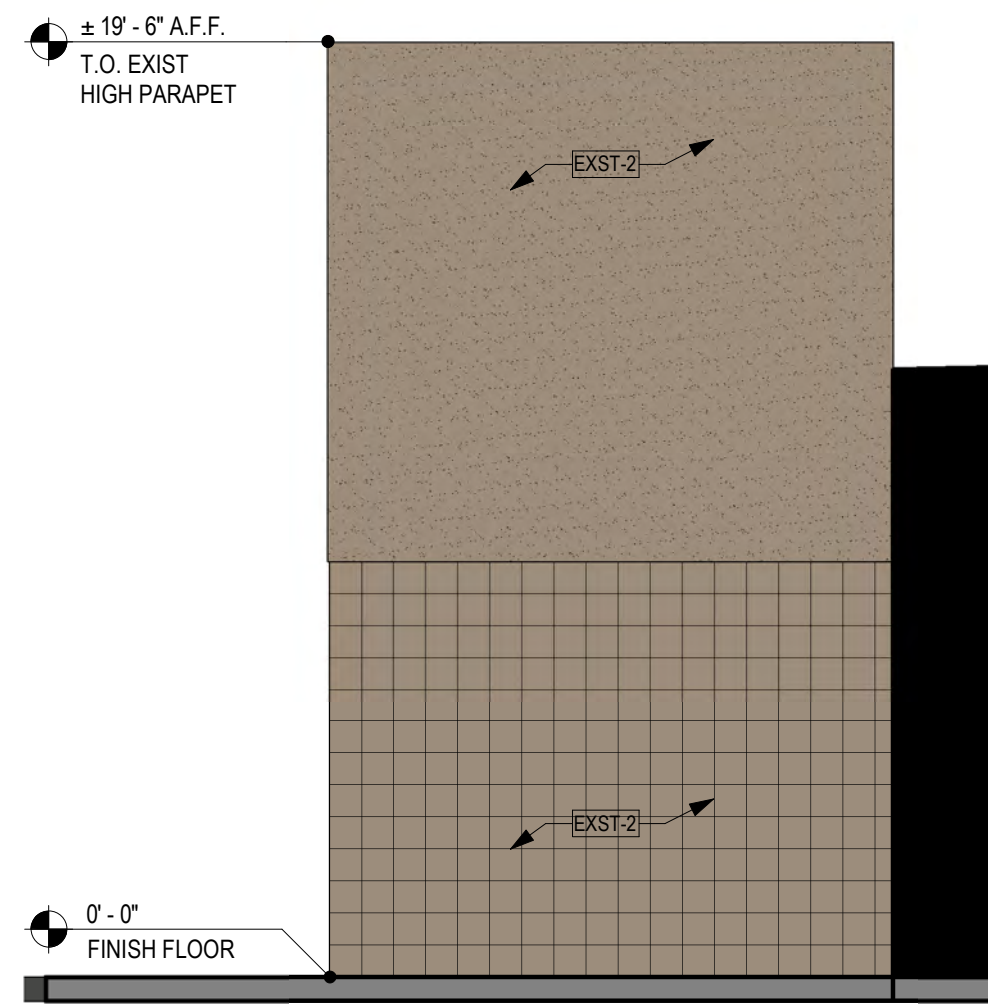
EAST COLORED ELEVATIONS

A4

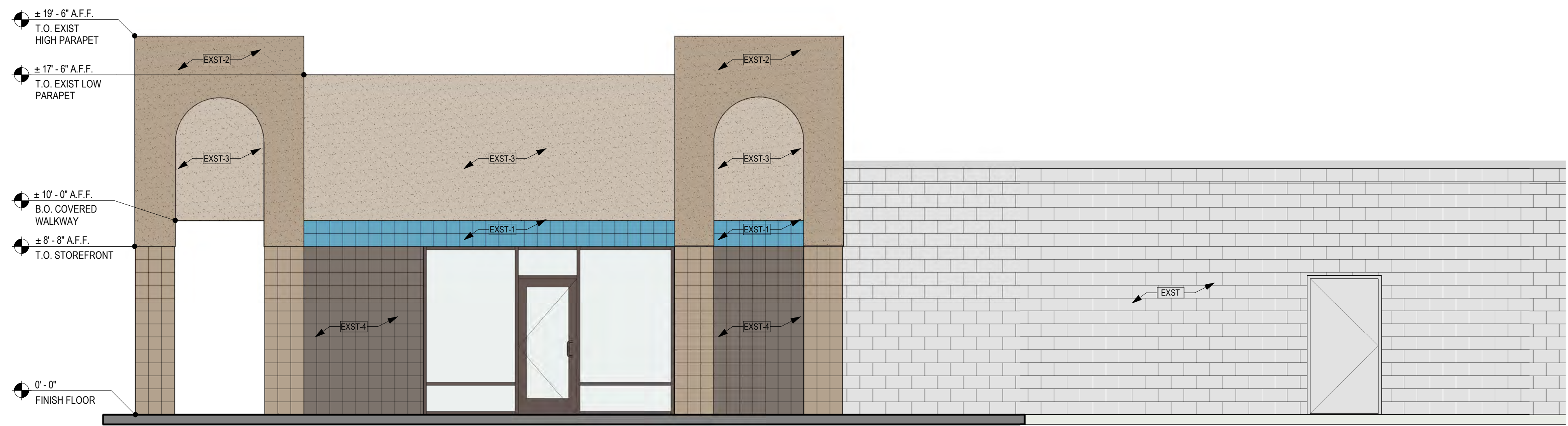
THIS DRAWING IS PROVIDED AS AN INSTRUMENT OF SERVICE BY AP/II, INC. AND/OR ITS CONSULTANT, AND IS INTENDED FOR USE ON THIS PROJECT ONLY. THIS DRAWING REMAINS THE PROPERTY OF AP/II, INC. AND SHALL BE RETURNED TO THEM UPON COMPLETION OF THE CONSTRUCTION WORK. PURSUANT TO THE ARCHITECTURAL WORKS COPYRIGHT ACT OF 1990, ALL DRAWINGS, SPECIFICATIONS, ETC. AND DESIGNS, INCLUDING THE OVERALL FORM, ARRANGEMENT AND COMPOSITION OF SPACES AND ELEMENTS APPEARING HEREIN CONSTITUTE THE ORIGINAL COPYRIGHTED WORK OF AP/II, INC. AND/OR ITS CONSULTANT. ANY REPRODUCTION, USE, OR DISCLOSURE OF INFORMATION CONTAINED HEREIN WITHOUT PRIOR WRITTEN CONSENT FROM AP/II, INC. IS STRICTLY PROHIBITED. ©2020 AP/II, INC.

EXISTING EXTERIOR FINISH MATERIALS	
	ACCENT BLOCK COLOR
	EXST-1 EXACT COLOR IS UNKNOWN - SAMPLE IS COLOR MATCH
	MAIN TOWER STUCCO AND BLOCK COLOR
	EXST-2 EXACT COLOR IS UNKNOWN - SAMPLE IS COLOR MATCH
	UPPER STUCCO COLOR
	EXST-3 EXACT COLOR IS UNKNOWN - SAMPLE IS COLOR MATCH
	LOWER BLOCK COLOR
	EXST-4 EXACT COLOR IS UNKNOWN - SAMPLE IS COLOR MATCH

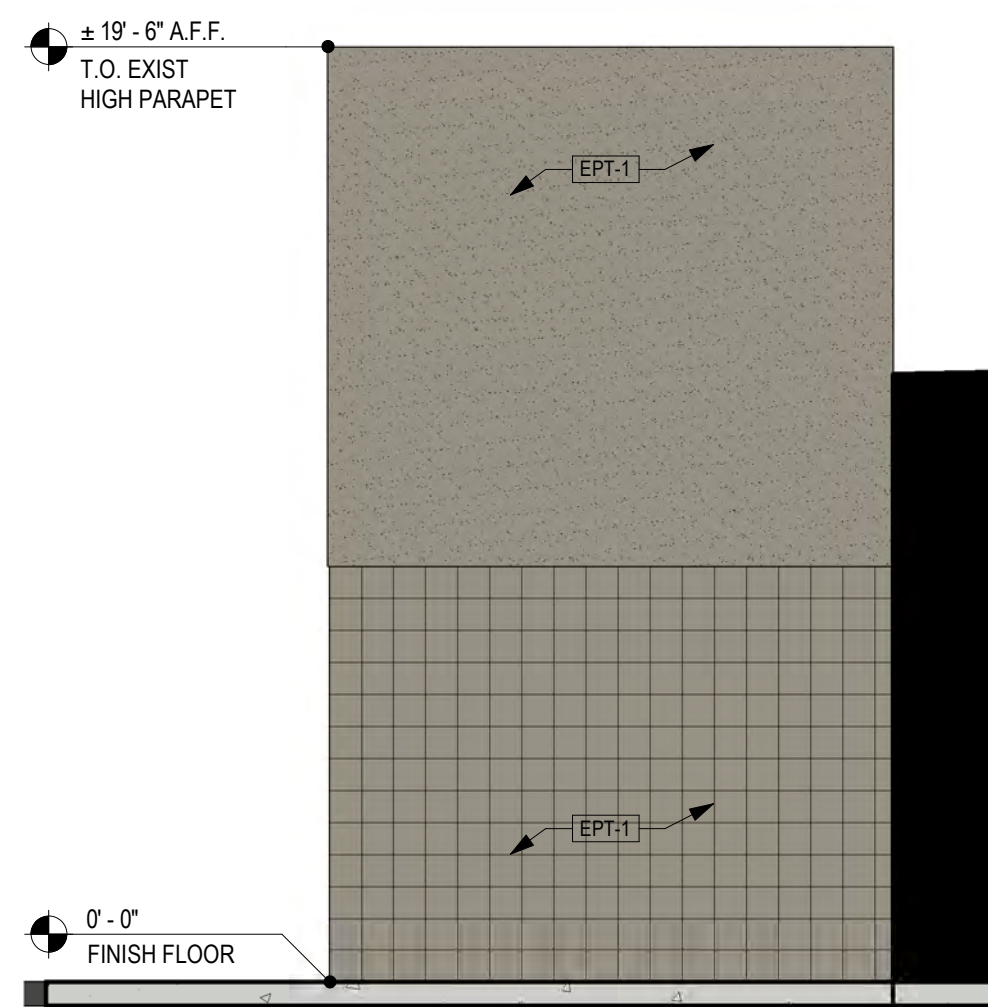
PROPOSED EXTERIOR FINISH MATERIALS	
	FIBER CEMENT PANEL- DARK
	MANUFACTURER: NICHHA FIBER CEMENT
	PRODUCT: VINTAGEWOOD AWP 1818 (AVAILABLE AS AWP 3030 FOR NON-PROTOTYPICAL PROJECTS)
	COLOR: BARK
	SIZE: 18" NOMINAL x 72" NOMINAL AND 120" NOMINAL
	NOTES: INCLUDE 3.5" MANUFACTURED CORNERS AND MANUFACTURER'S "ESSENTIAL" FLASHING SYSTEM.
	ROOF COPING
	MANUFACTURER: PETERSEN ALUMINUM / PAC-CLAD
	PRODUCT: PAC-CONTINUOUS
	COLOR: MATTE BLACK STEEL / BLACK ALUMINUM
	MAIN TOWER STUCCO AND BLOCK COLOR
	MANUFACTURER: SHERWIN-WILLIAMS
	PRODUCT: METALATEX ACRYLIC SEMI-GLOSS
	COLOR: SW 7045 INTELLECTUAL GRAY
	FINISH: SEMI-GLOSS
	UPPER STUCCO COLOR
	MANUFACTURER: SHERWIN-WILLIAMS
	PRODUCT: METALATEX ACRYLIC SEMI-GLOSS
	COLOR: SW 7036 ACCESSIBLE BEIGE
	FINISH: SEMI-GLOSS
	LOWER BLOCK COLOR
	MANUFACTURER: SHERWIN-WILLIAMS
	PRODUCT: METALATEX ACRYLIC
	COLOR: SW 7675 SEALSKIN
	FINISH: SEMI-GLOSS



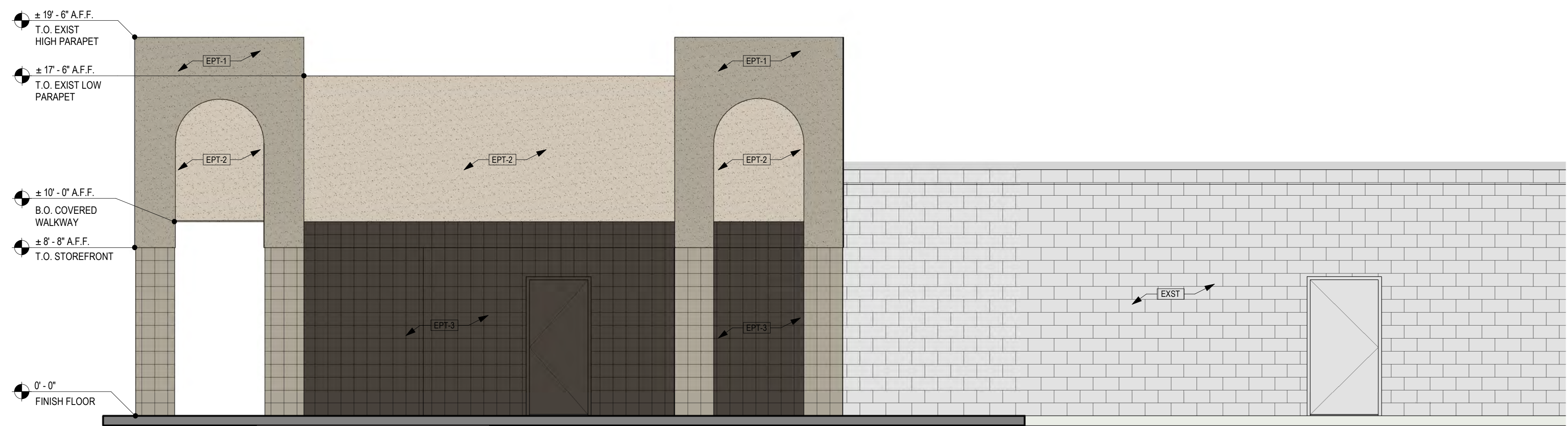
3 EXST WEST COLORED ELEVATION
SCALE: 1/4" = 1'-0"



1 EXST NORTH COLORED ELEVATION
SCALE: 1/4" = 1'-0"



4 PROPOSED WEST COLORED ELEVATION
SCALE: 1/4" = 1'-0"



2 PROPOSED NORTH COLORED ELEVATION
SCALE: 1/4" = 1'-0"

US66 & COORS
111 COORS BOULEVARD NORTHWEST, ALBUQUERQUE, NEW MEXICO 87121



AP/II
architecture
3405 NORTH CENTRAL AVENUE, SUITE 1100
PHOENIX, ARIZONA 85012
480.980.0709
ap/ii.com

PRELIMINARY - NOT FOR CONSTRUCTION NOR RECORDING

DRAWN: JCG
DATE: 10 DEC 2021
PROJECT: 21125.00

NORTH COLORED ELEVATIONS

A5

EXTERIOR SIGN LEGEND - ALLOWED

Elevation	Sign No.	Sign Type	Description	Sq.Ft.
	E.1	TENANT PANELS	Pylon Tenant Panel w/ Blue Plex Face and Vinyl	
	E.2	TENANT PANELS	Pylon Tenant Panel w/ Blue Plex Face and Vinyl	
East	E.3	LIF-WBO-30	30" White Channel Letters and Logo	57.6
South	E.4	LIF-WBO-30	30" White Channel Letters and Logo	57.6
	E.5	TC-P-ADA-NM-V-RE	Post Mount Handicap Stall Sign - Van Accessible	
	E.6	TC-P-ADA-NM-RE	Post Mount Handicap Stall Sign	
	E.7	HB-U-R	Headache Bar - Right	
	E.8	CAN-ATM-SIG-OCT	ATM Signature Canopy w/ Octagon	
	E.9	TC-P-STOP-DNE-DOT-RE	Post Mount Do Not Enter Sign - DOT Standard - STOP Sign	
Total Proposed Sq Ft				115.2



SITE PLAN SCALE: 1/64" = 1'-0"



Signtech™

4444 Federal Blvd. San Diego CA 92102
 Phone: (619) 527-6100 / Fax: (619) 527-6111
 signtech.com



JP Morgan Chase Bank
#C60019110610

US Rte 66 and Coors Blvd NW
 111 Coors Blvd NW
 Albuquerque, NM 87121

Initial Date: 10/20/21
 Salesperson: Arthur Navarro
 Coordinator: Lorena P Leon
 Designer: ASena
 Scale: As noted

CUSTOMER APPROVAL

Customer Signature _____ Date _____

COPY, COLORS & SIZES

Signtech does NOT provide primary electrical to sign location -
RESPONSIBILITY OF OTHERS!

Customer Signature _____ Date _____

This design is the exclusive property of Signtech and cannot be reproduced in whole or in part, without their prior written approval.

Drawing Number: 21-01717

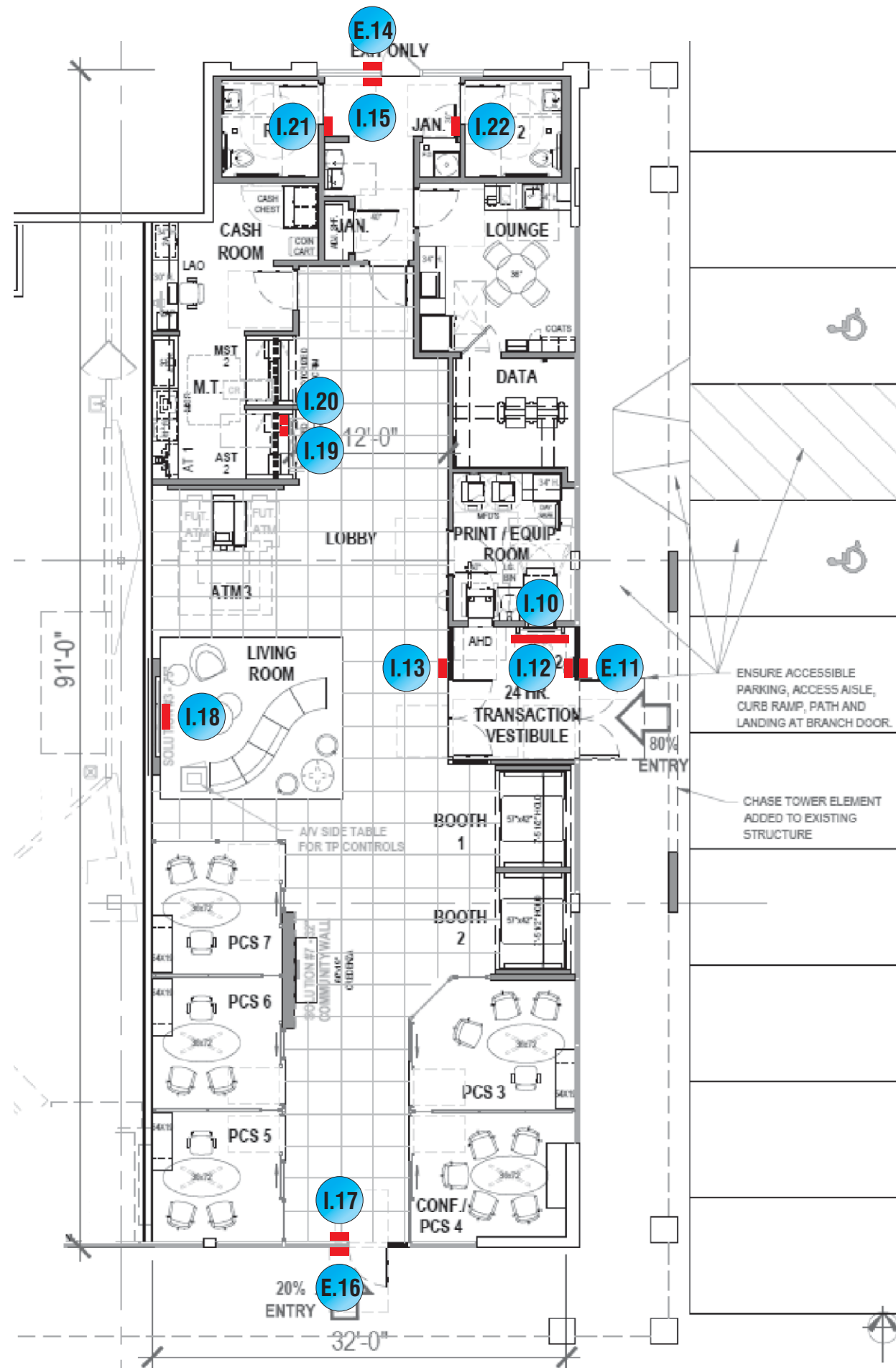
Project ID: CHASE_C60019110610_1

Revision: R5 - 11.04.21

Sign Legend / Site Plan

INTERIOR SIGN LEGEND

Elevation	Sign No.	Sign Type	Description	Sq.Ft.
	I.10	SUR-TTW-U-4-TP	Universal Thin-Profile ATM Surround	
	E.11	ADA-EP	ADA Accessible Entrance Plaque	
	I.12	ADA-EX	ADA Exit Plaque	
	I.13	ADA-EX	ADA Exit Plaque	
	E.14	ADA-EO	ADA Exit Only Plaque	
	I.15	ADA-EEX	ADA Emergency Exit Plaque	
	E.16	ADA-EP-NA-R	ADA Non-Accessible Entrance Plaque - Right	
	I.17	ADA-EX	ADA Exit Plaque	
	I.18	OCT-24-IN	Illuminated Blue Bitro Interior Octagon	
	I.19	ADA-TW	ADA Accessible Teller Window Plaque	
	I.20	ADA-TW-ALS	ADA Accessible Listening System Plaque	
	I.21	ADA-RRAG-A-G	ADA Accessible All-Gender Restroom Plaque	
	I.22	ADA-RRAG-A-G	ADA Accessible All-Gender Restroom Plaque	



FLOOR PLAN

SCALE: 3/32" = 1'-0"

DATE	DESIGNER
08/18/2021	WP

DESIGN STANDARDS
20.4

HARDINESS ZONE 7A
OVERHEAD DOOR ACCEPTABLE *

* HARDINESS ZONES >= 7A



Signtech™

4444 Federal Blvd. San Diego CA 92102
Phone: (619) 527-6100 / Fax: (619) 527-6111
signtech.com



JP Morgan Chase Bank
#C60019110610

US Rte 66 and Coors Blvd NW
111 Coors Blvd NW
Albuquerque, NM 87121

Initial Date: 10/20/21
Salesperson: Arthur Navarro
Coordinator: Lorena P Leon
Designer: ASena
Scale: As noted

CUSTOMER APPROVAL

Customer Signature _____ Date _____
COPY, COLORS & SIZES

Signtech does NOT provide primary electrical to sign location -
RESPONSIBILITY OF OTHERS!

Customer Signature _____ Date _____

This design is the exclusive property of Signtech and cannot be reproduced in whole or in part, without their prior written approval.

Drawing Number: 21-01717

Project ID: CHASE_C60019110610_1


Revision: R5 - 11.04.21

Sign Legend / Floor Plan

Page:


DRC Page 4

SIGNAGE OVERVIEW



EXISTING CONDITION

SCALE: 1/4" = 1'-0"



PROPOSED CONDITION

SCALE: 1/4" = 1'-0"

E.1 E.2 SIGN TYPE TENANT PANEL

MANUFACTURE AND INSTALL TWO (2) REPLACEMENT TENANT PANELS FOR INTERNALLY ILLUMINATED D/F MONUMENT SIGN



Signtech™

4444 Federal Blvd. San Diego CA 92102
Phone: (619) 527-6100 / Fax: (619) 527-6111
signtech.com



**JP Morgan Chase Bank
#C60019110610**

US Rte 66 and Coors Blvd NW
111 Coors Blvd NW
Albuquerque, NM 87121

Initial Date: 10/20/21
Salesperson: Arthur Navarro
Coordinator: Lorena P Leon
Designer: ASena
Scale: As noted

CUSTOMER APPROVAL

Customer Signature _____ Date _____

COPY, COLORS & SIZES

Signtech does NOT provide primary electrical to sign location - **RESPONSIBILITY OF OTHERS!**

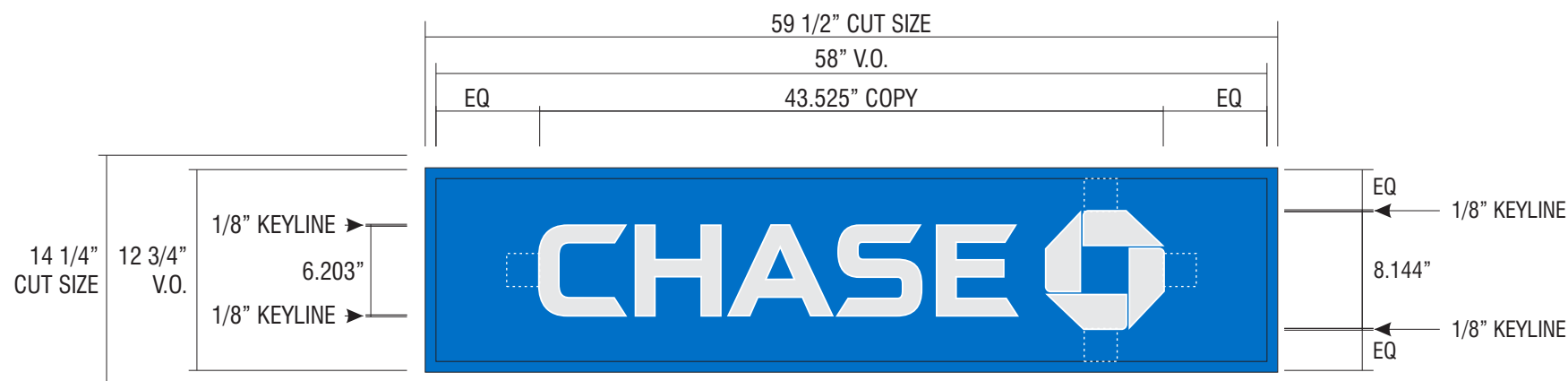
Customer Signature _____ Date _____

This design is the exclusive property of Signtech and cannot be reproduced in whole or in part, without their prior written approval.

Drawing Number: 21-01717

Project ID: CHASE_C60019110610_1

Revision: R5 - 11.04.21



SCALE: 1"=1'-0"

E.1	E.2	SIGN TYPE	CHA-RF-PL-14X59
-----	-----	-----------	-----------------

MANUFACTURE AND INSTALL TWO (2) NEW FACES FOR EXISTING D/F PYLON

FACE: NEW 3/16" THICK CLEAR PLEX

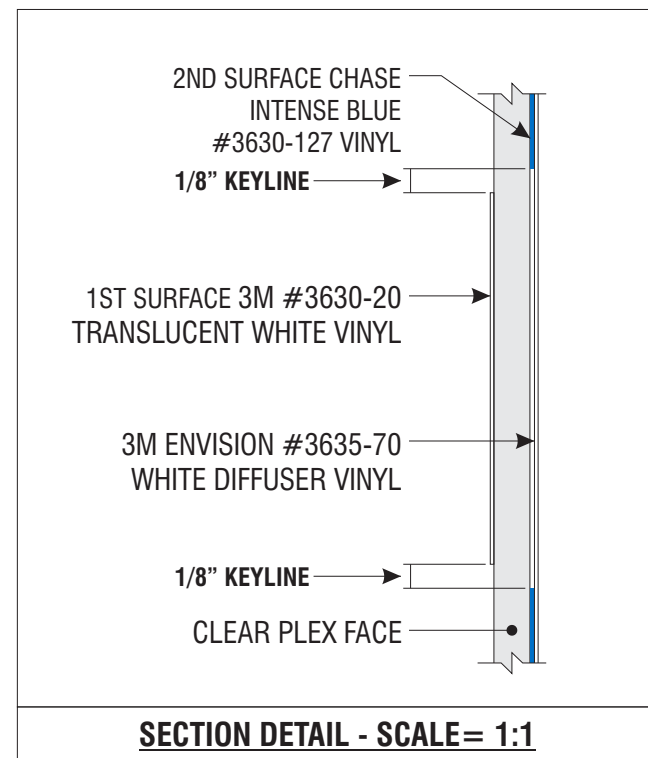
BACKGROUND: TO BE SECOND SURFACE CHASE INTENSE BLUE #3630-127 VINYL.

WITH "CHASE" AND LOGO WEEDED OUT THEN BACKED UP WITH 3M ENVISION #3635-70 WHITE DIFFUSER VINYL (WILL ILLUMINATE)

"CHASE" COPY: FIRST SURFACE 3M #3630-20 TRANSLUCENT WHITE VINYL WITH KEYLINE TO CLEAR AROUND COPY. (WILL ILLUMINATE)

OCTAGON LOGO: FIRST SURFACE 3M #3630-20 TRANSLUCENT WHITE VINYL WITH KEYLINE TO CLEAR AROUND LOGO. (WILL ILLUMINATE)

*** VERIFY THAT ALL ELECTRICAL ILLUMINATION COMPONENTS ARE IN WORKING ORDER, OR IF NECESSARY, REQUIRE REPLACEMENT ***



KEYLINE SIZE CHART

LETTER HEIGHT	KEYLINE
12" & SMALLER	1/8"
HIGHER THAN 12"	3/16"



Signtech™

4444 Federal Blvd. San Diego CA 92102
Phone: (619) 527-6100 / Fax: (619) 527-6111
signtech.com



JP Morgan Chase Bank
#C60019110610

US Rte 66 and Coors Blvd NW
111 Coors Blvd NW
Albuquerque, NM 87121

Initial Date: 10/20/21
Salesperson: Arthur Navarro
Coordinator: Lorena P Leon
Designer: ASena
Scale: As noted

CUSTOMER APPROVAL

Customer Signature _____ Date _____

COPY, COLORS & SIZES

Signtech does NOT provide primary electrical to sign location - **RESPONSIBILITY OF OTHERS!**

Customer Signature _____ Date _____


This design is the exclusive property of Signtech and cannot be reproduced in whole or in part, without their prior written approval.

Drawing Number: 21-01717

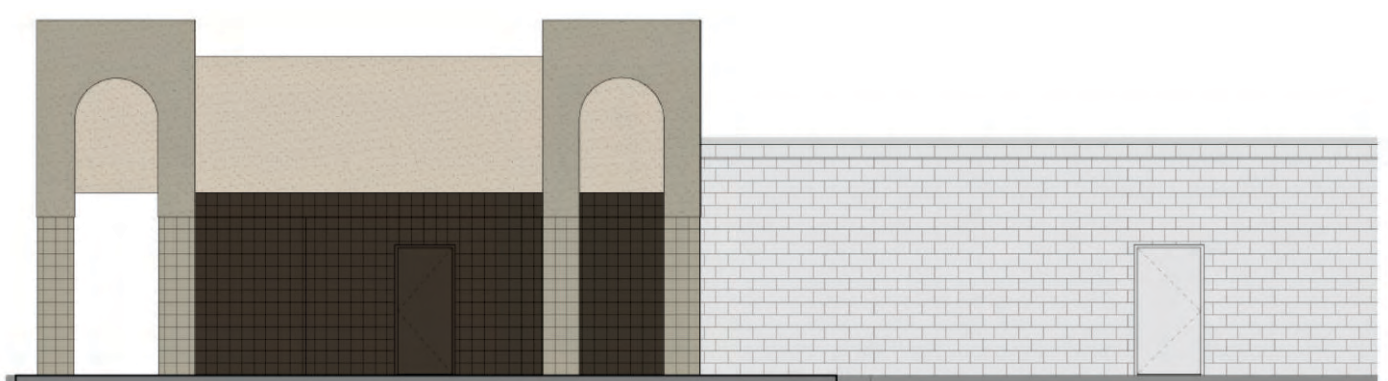
Project ID: CHASE_C60019110610_1

Revision: R5 - 11.04.21

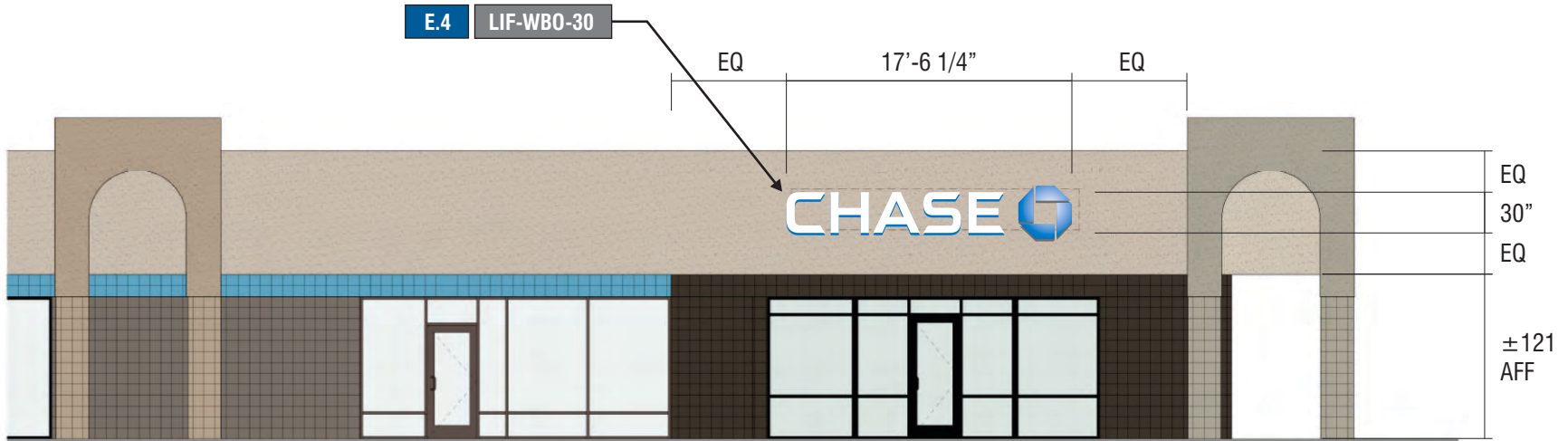
SIGNAGE OVERVIEW - ALLOWED



EAST ELEVATION SCALE: 3/32" = 1'-0"



NORTH ELEVATION SCALE: 3/32" = 1'-0"



SOUTH ELEVATION SCALE: 3/32" = 1'-0"



Signtech™

4444 Federal Blvd. San Diego CA 92102
 Phone: (619) 527-6100 / Fax: (619) 527-6111
 signtech.com



JP Morgan Chase Bank
 #C60019110610

US Rte 66 and Coors Blvd NW
 111 Coors Blvd NW
 Albuquerque, NM 87121

Initial Date: 10/20/21
 Salesperson: Arthur Navarro
 Coordinator: Lorena P Leon
 Designer: ASena
 Scale: As noted

CUSTOMER APPROVAL

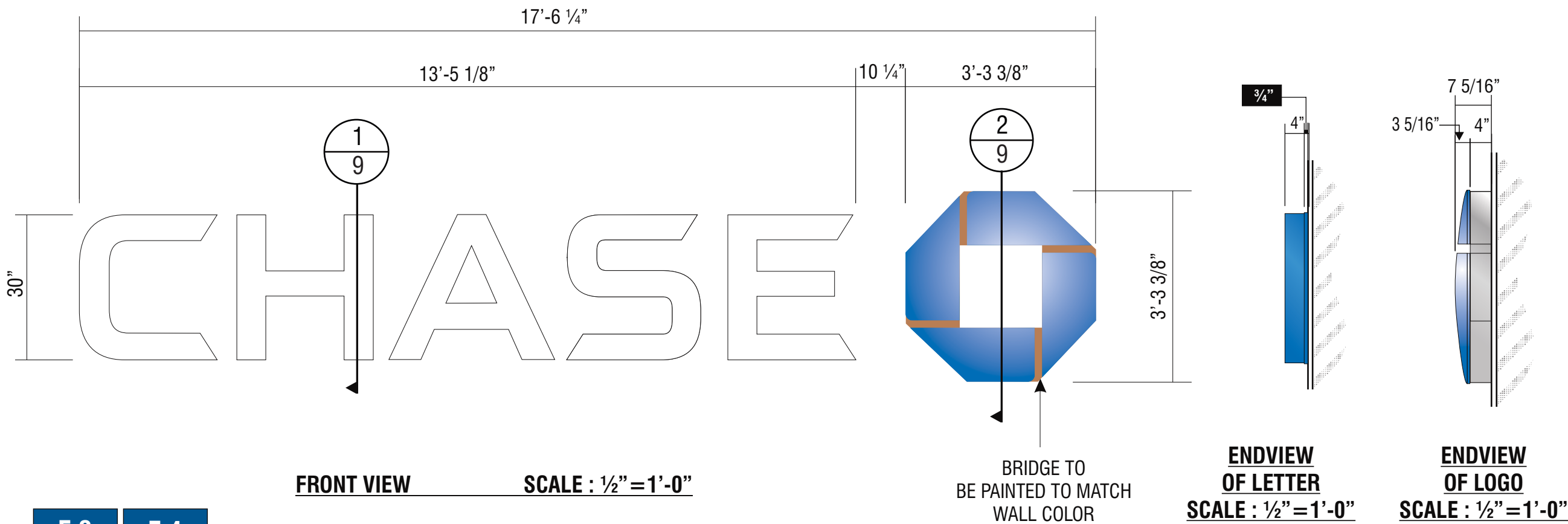
Customer Signature _____ Date _____
COPY, COLORS & SIZES

Signtech does NOT provide primary electrical to sign location -
RESPONSIBILITY OF OTHERS!

Customer Signature _____ Date _____
 This design is the exclusive property of Signtech and cannot be reproduced in whole or in part, without their prior written approval.

Drawing Number: 21-01717
 Project ID: CHASE_C60019110610_1
 Revision: R5 - 11.04.21

Exterior Elevations



FRONT VIEW SCALE : 1/2" = 1'-0"

BRIDGE TO
BE PAINTED TO MATCH
WALL COLOR

**ENDVIEW
OF LETTER**
SCALE : 1/2" = 1'-0"

**ENDVIEW
OF LOGO**
SCALE : 1/2" = 1'-0"

E.3

E.4

SIGN TYPE LIF-WBO-30


MANUFACTURE AND INSTALL TWO (2) SETS OF INTERNALLY-ILLUMINATED CHANNEL LETTERS

LETTERS:

- FACE:** .177" ARISTECH #7328 P-95 WHITE PLEX (MATTE SIDE TO BE 1ST SURFACE) CHEM WELDED TO RETURNS
- RETURNS:** 0.118" x 4" DEEP ARISTECH #6046 BLUE WITH 3635-70 DIFFUSER VINYL ON 2ND (INTERIOR) SURFACE.
- BACKS:** .080" ALUM BACK WITH 3/4" x .080" OUTSIDE ALUM RETURN AND 1/2" x 1/8" ALUM ANGLE CLIPS ON INTERIOR OF LETTER FOR FACE ATTACHMENT
- PAINT:** EXTERIOR PAINTED MATTHEWS MP-00366 CHASE BLUE SEMI-GLOSS FINISH (60-70 UNITS) AND INTERIOR PAINTED SPRAY-LAT STAR BRITE WHITE LIGHT ENHANCEMENT PAINT.
- ILLUMINATION:** SLOAN PRISM 7100K #701269-7WSJ1-MB WHITE LEDs AND SLOAN POWER SUPPLY REQUIRED FOR PROPER EVEN ILLUMINATION.

LOGO:

- BACKS:** .080" ALUM BACK WITH STACK WELDED 4" x .080" ALUM RETURNS.
- LOGO CAN FACE:** .080" ALUM BRIDGE ELEMENTS WELDED TO INSIDE & OUTSIDE RETURNS
- PLEX FACE:** .118" THERMO FORMED ARISTECH #6046 BLUE LOGO ELEMENTS CHEM WELDED TO 3/4" CLEAR PLEX 2ND SURFACE FACES.
- PAINT:** EXTERIOR PAINT MATTHEWS "CHASE NICKEL" #MP-19891 GLOSS FINISH AND INTERIOR PAINTED SPRAY-LAT STAR BRITE WHITE LIGHT ENHANCEMENT PAINT.
- ILLUMINATION:** SLOAN PRISM #701269-BLSJ1-MB BLUE LEDs AND SLOAN POWER SUPPLY AS REQUIRED FOR PROPER EVEN ILLUMINATION



3D VIEW OF OCTAGON

ELECTRICAL REQUIREMENTS FOR LED ILLUMINATION

As required by standard #2161, Signtech Electrical Advertising, Inc., exclusively uses secondary Ground fault-Interrupted (GFI) transformers.

- Each Sign MUST have: - A dedicated branch circuit
 - Three wires : Line, Ground, and Neutral.
 - Wire Size : Min 12 GA THHN Copper Wire.

NOTE: The gauge of the wire is dictated by the length of the run & amperage as per NEC Article 600.
- The ground wire must be continuous & go from the sign to the panelboard ground bus.



Signtech™

4444 Federal Blvd. San Diego CA 92102
Phone: (619) 527-6100 / Fax: (619) 527-6111
signtech.com



JP Morgan Chase Bank
#C60019110610

US Rte 66 and Coors Blvd NW
111 Coors Blvd NW
Albuquerque, NM 87121

Initial Date: 10/20/21
Salesperson: Arthur Navarro
Coordinator: Lorena P Leon
Designer: ASena
Scale: As noted

CUSTOMER APPROVAL

Customer Signature _____ Date _____

COPY, COLORS & SIZES

Signtech does NOT provide primary electrical to sign location -
RESPONSIBILITY OF OTHERS!

Customer Signature _____ Date _____

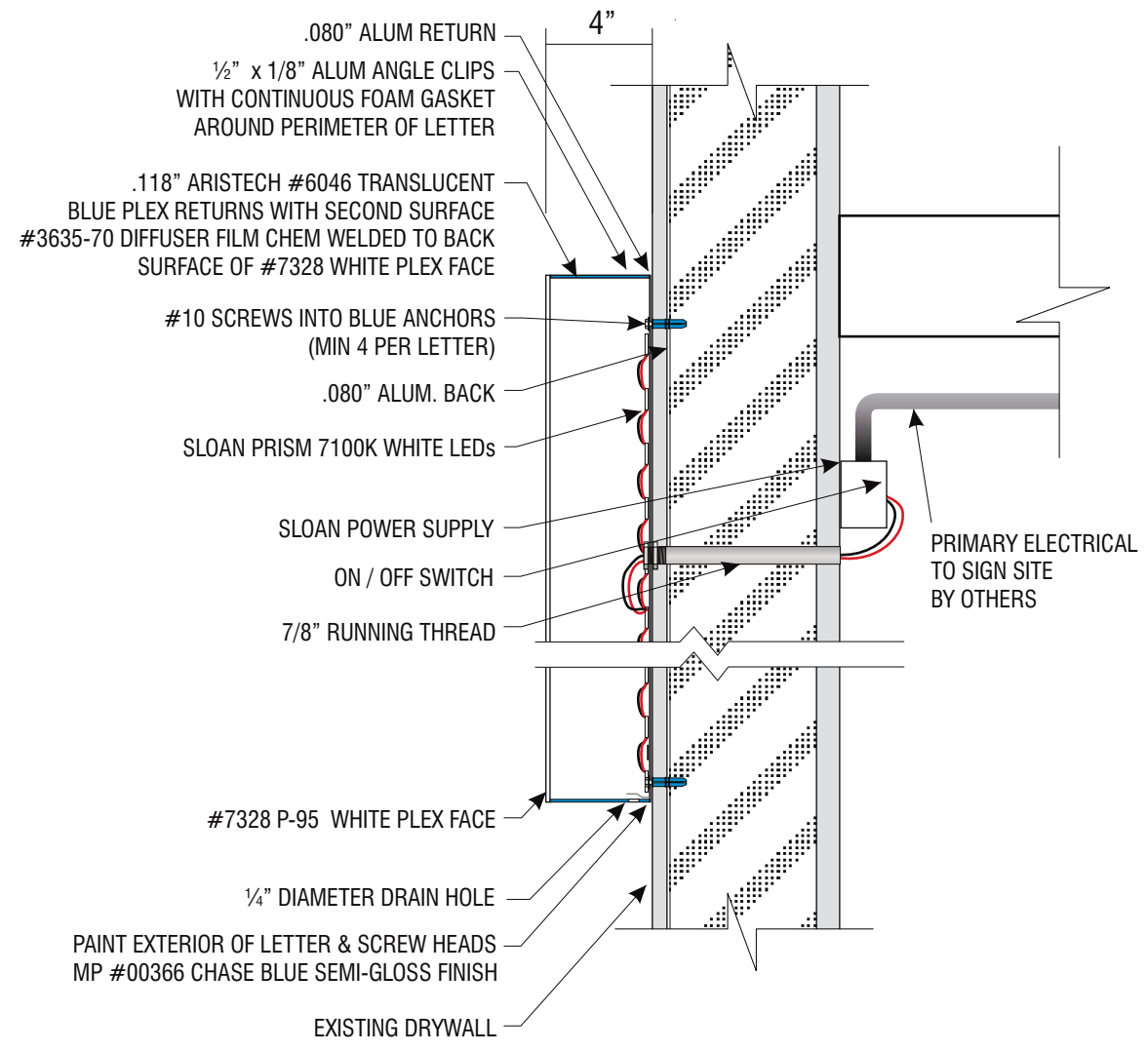
This design is the exclusive property of Signtech and cannot be reproduced in whole or in part, without their prior written approval.

Drawing Number: 21-01717

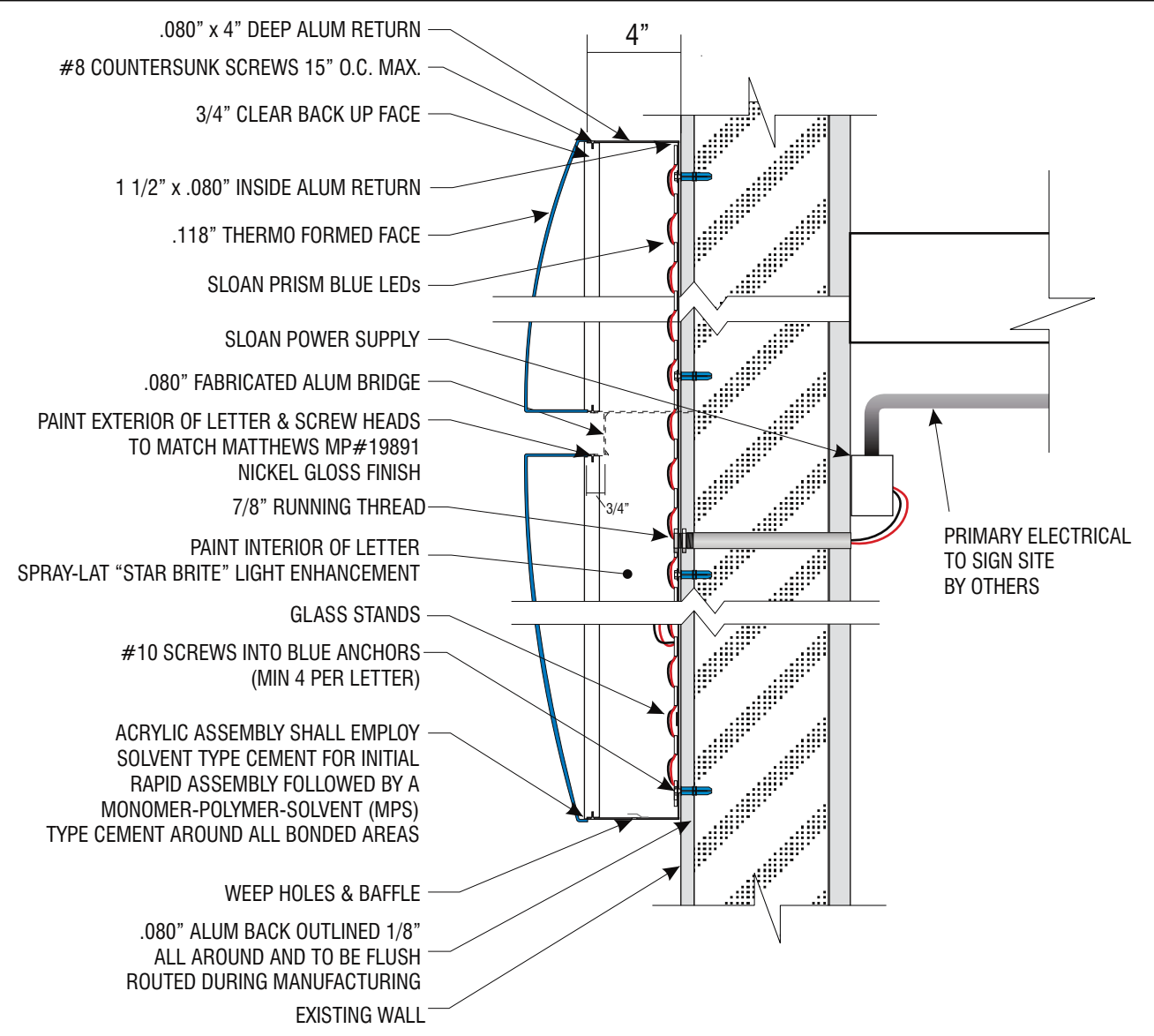
Project ID: CHASE_C60019110610_1

Revision: R5 - 11.04.21

ATTACHMENT METHOD TO BE VERIFIED BY INSTALLER AT THE FIELD DEPENDING ON WALL TYPE AND ACCESS.



1
9 **PLEX LETTER SECTION DETAIL** **SCALE: 1 1/2" = 1'-0"**



2
9 **LOGO SECTION DETAIL** **SCALE: 1 1/2" = 1'-0"**



Signtech™

4444 Federal Blvd. San Diego CA 92102
Phone: (619) 527-6100 / Fax: (619) 527-6111
signtech.com



JP Morgan Chase Bank
#C60019110610

US Rte 66 and Coors Blvd NW
111 Coors Blvd NW
Albuquerque, NM 87121

Initial Date: 10/20/21
Salesperson: Arthur Navarro
Coordinator: Lorena P Leon
Designer: ASena
Scale: As noted

CUSTOMER APPROVAL

Customer Signature _____ Date _____

COPY, COLORS & SIZES

Signtech does NOT provide primary electrical to sign location - **RESPONSIBILITY OF OTHERS!**

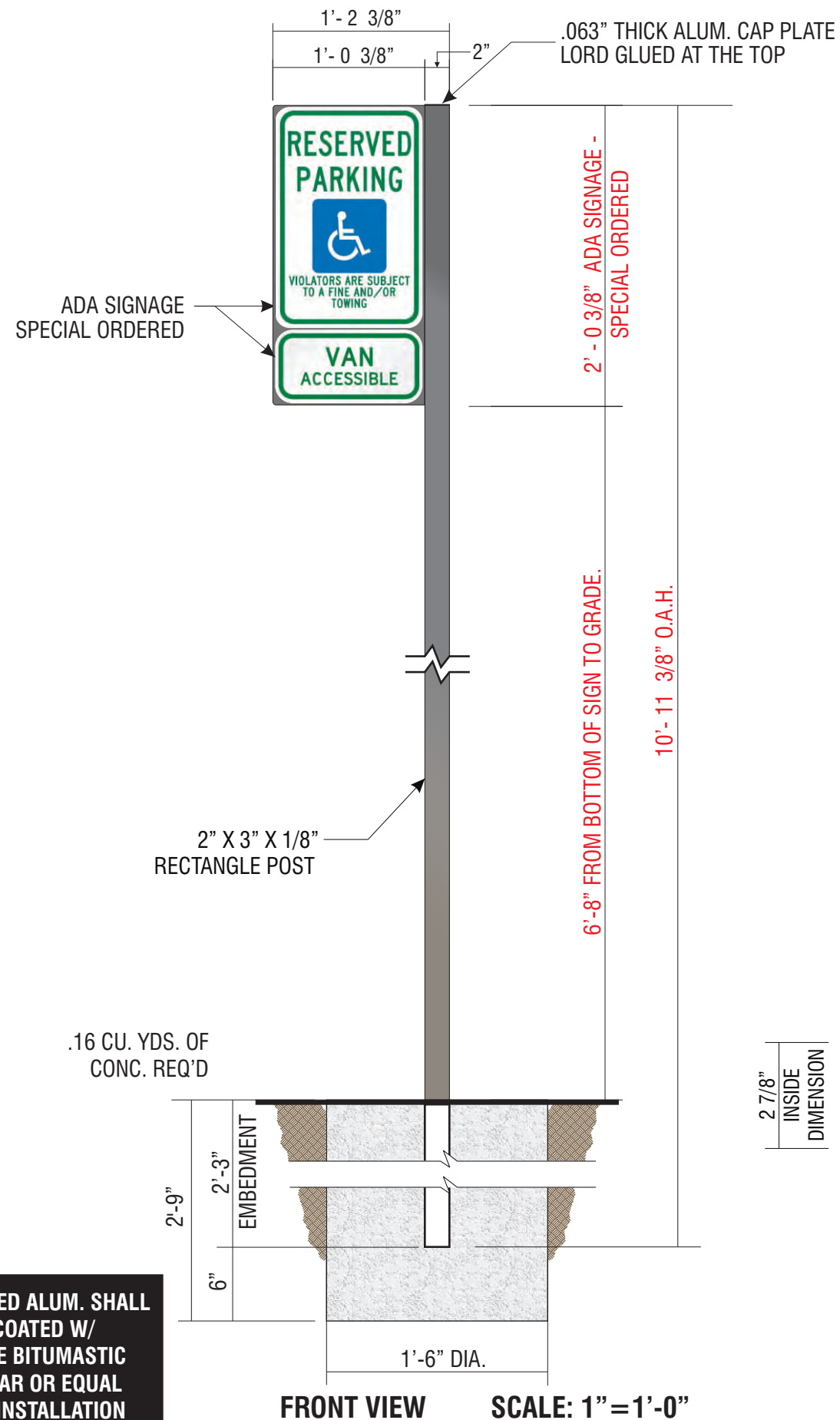
Customer Signature _____ Date _____

This design is the exclusive property of Signtech and cannot be reproduced in whole or in part, without their prior written approval.

Drawing Number: 21-01717

Project ID: CHASE_C60019110610_1

Revision: R5 - 11.04.21



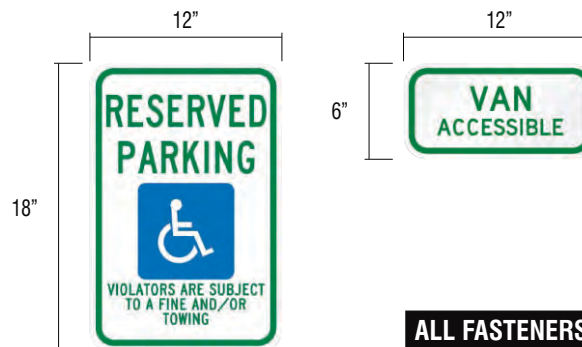
ALL EMBEDDED ALUM. SHALL TO BE COATED W/ CARBOLINE BITUMASTIC 50 COAL TAR OR EQUAL PRIOR TO INSTALLATION

E.5

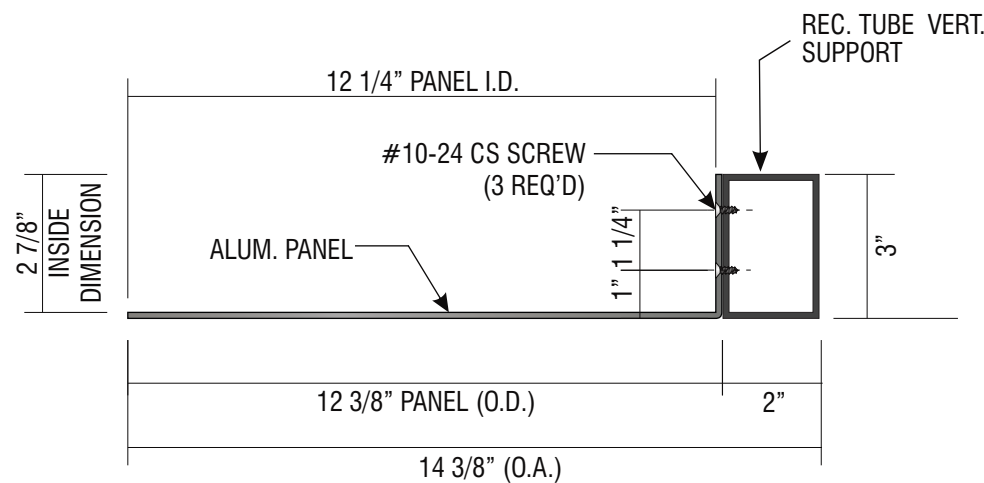
SIGN TYPE TC-P-ADA-NM-V-RE

MANUFACTURE AND INSTALL ONE (1) N-I POLE MOUNTED PARKING SIGN

- .125" BRAKE FORMED ALUMINUM SIGN FACE. PAINT FINISH ALL EXPOSED SURFACES DARK NICKEL MATTHEWS MP #18248, GLOSS FINISH (85-90 UNITS). FORM AS SHOWN.
- SIGN FACE TO BE ORDERED BY "COMPLIANCE SIGNS" 800.578.1245 FACE TO BE LORDS GLUE TO .125" BRAKE FORM ALUM. SIGN FACE
- 2" X 3" X 1/8" X 10'-11 3/8" LONG EXTRUDED ALUM. TRIANGULAR POST W/ .063" THICK ALUM. CAP PLATE @ TOP. PAINT FINISH ALL EXPOSED SURFACES TO MATCH DARK NICKEL MATTHEWS MP #18248, GLOSS FINISH (60-70 UNITS). SET SUPPORT INTO CONCRETE FOUNDATION. NO DIRECT EARTH BURIAL ALLOWED.



ALL FASTENERS SHALL BE STAINLESS STEEL OR OTHERWISE COATED TO PREVENT CORROSION.



A HORIZONTAL SECTION
SCALE: 3" = 1'-0"



Signtech

4444 Federal Blvd. San Diego CA 92102
Phone: (619) 527-6100 / Fax: (619) 527-6111
signtech.com



JP Morgan Chase Bank
#C60019110610

US Rte 66 and Coors Blvd NW
111 Coors Blvd NW
Albuquerque, NM 87121

Initial Date: 10/20/21
Salesperson: Arthur Navarro
Coordinator: Lorena P Leon
Designer: ASena
Scale: As noted

CUSTOMER APPROVAL

Customer Signature _____ Date _____

COPY, COLORS & SIZES

Signtech does NOT provide primary electrical to sign location - **RESPONSIBILITY OF OTHERS!**

Customer Signature _____ Date _____

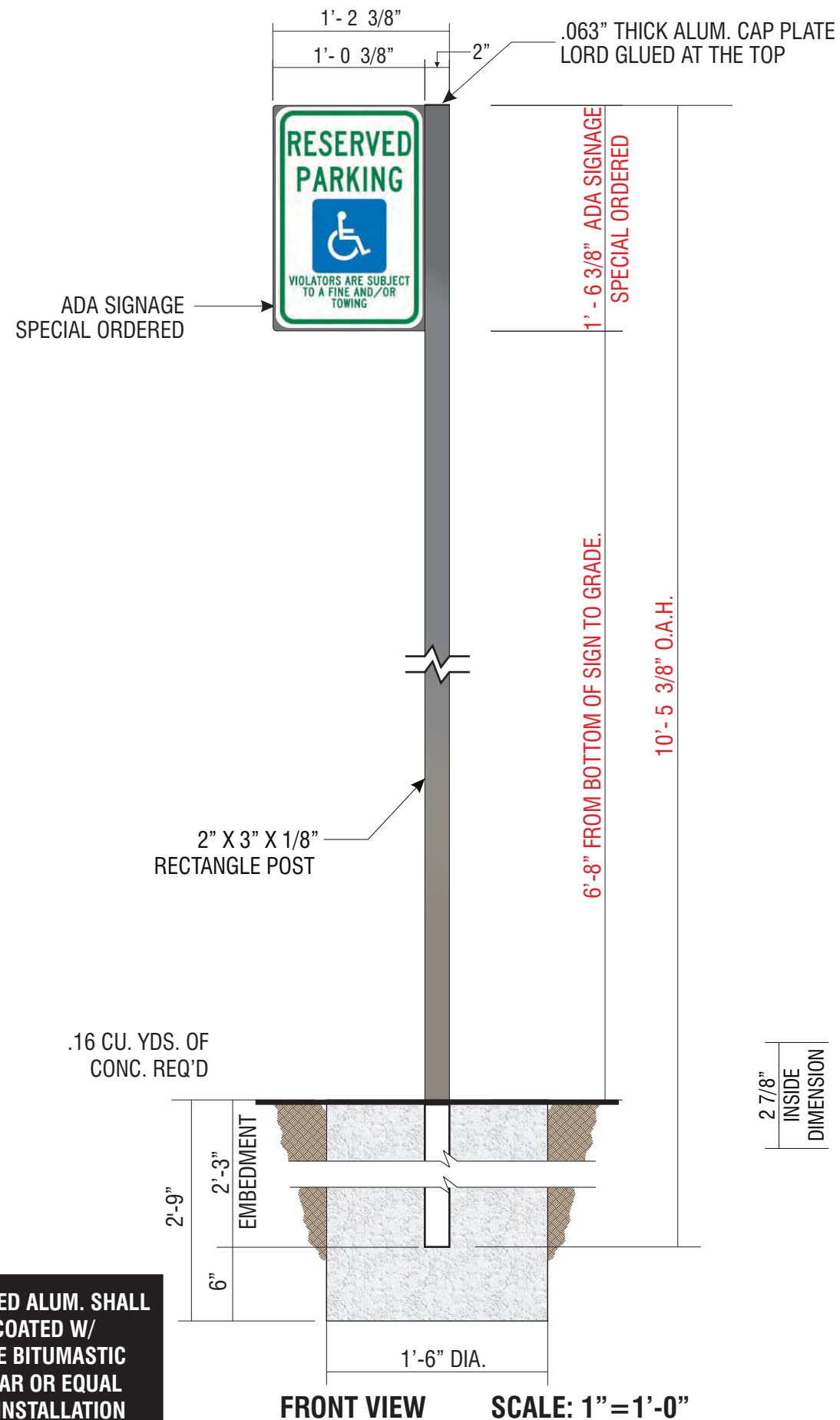
This design is the exclusive property of Signtech and cannot be reproduced in whole or in part, without their prior written approval.

Drawing Number: 21-01717

Project ID: CHASE_C60019110610_1

Revision: R5 - 11.04.21

Page:



E.6

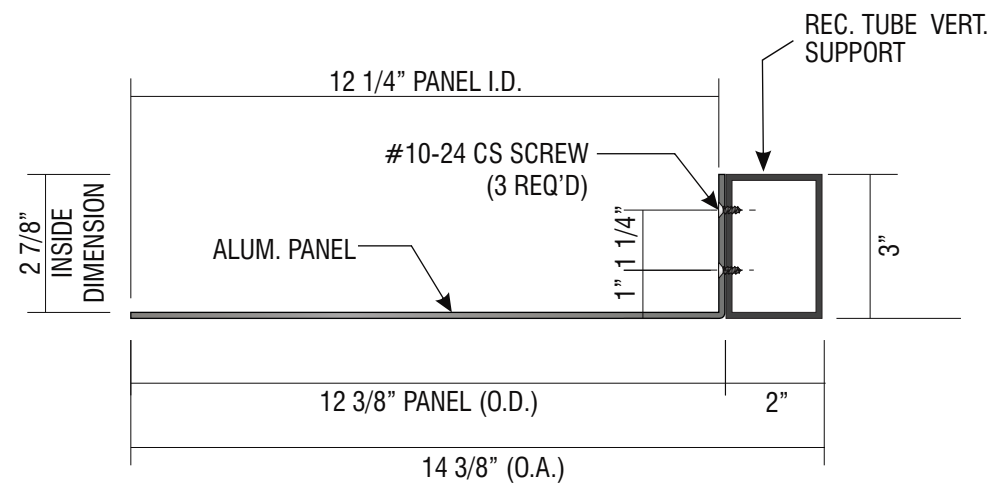
SIGN TYPE TC-P-ADA-NM-RE

MANUFACTURE AND INSTALL ONE (1) N-I POLE MOUNTED PARKING SIGN

- .125" BRAKE FORMED ALUMINUM SIGN FACE. PAINT FINISH ALL EXPOSED SURFACES DARK NICKEL MATTHEWS MP #18248, GLOSS FINISH (85-90 UNITS). FORM AS SHOWN.
- SIGN FACE TO BE ORDERED BY "COMPLIANCE SIGNS" 800.578.1245 FACE TO BE LORDS GLUE TO .125" BRAKE FORM ALUM. SIGN FACE
- 2" X 3" X 1/8" X 10'-5 3/8" LONG EXTRUDED ALUM. TRIANGULAR POST W/ .063" THICK ALUM. CAP PLATE @ TOP. PAINT FINISH ALL EXPOSED SURFACES TO MATCH DARK NICKEL MATTHEWS MP #18248, GLOSS FINISH (60-70 UNITS). SET SUPPORT INTO CONCRETE FOUNDATION. NO DIRECT EARTH BURIAL ALLOWED.



ALL FASTENERS SHALL BE STAINLESS STEEL OR OTHERWISE COATED TO PREVENT CORROSION.



A HORIZONTAL SECTION
SCALE: 3" = 1'-0"

ALL EMBEDDED ALUM. SHALL TO BE COATED W/ CARBOLINE BITUMASTIC 50 COAL TAR OR EQUAL PRIOR TO INSTALLATION



Signtech™

4444 Federal Blvd. San Diego CA 92102
Phone: (619) 527-6100 / Fax: (619) 527-6111
signtech.com



JP Morgan Chase Bank
#C60019110610

US Rte 66 and Coors Blvd NW
111 Coors Blvd NW
Albuquerque, NM 87121

Initial Date: 10/20/21
Salesperson: Arthur Navarro
Coordinator: Lorena P Leon
Designer: ASena
Scale: As noted

CUSTOMER APPROVAL

Customer Signature _____ Date _____

COPY, COLORS & SIZES

Signtech does NOT provide primary electrical to sign location - **RESPONSIBILITY OF OTHERS!**

Customer Signature _____ Date _____

This design is the exclusive property of Signtech and cannot be reproduced in whole or in part, without their prior written approval.

Drawing Number: 21-01717

Project ID: CHASE_C60019110610_1

Revision: R5 - 11.04.21

Page:

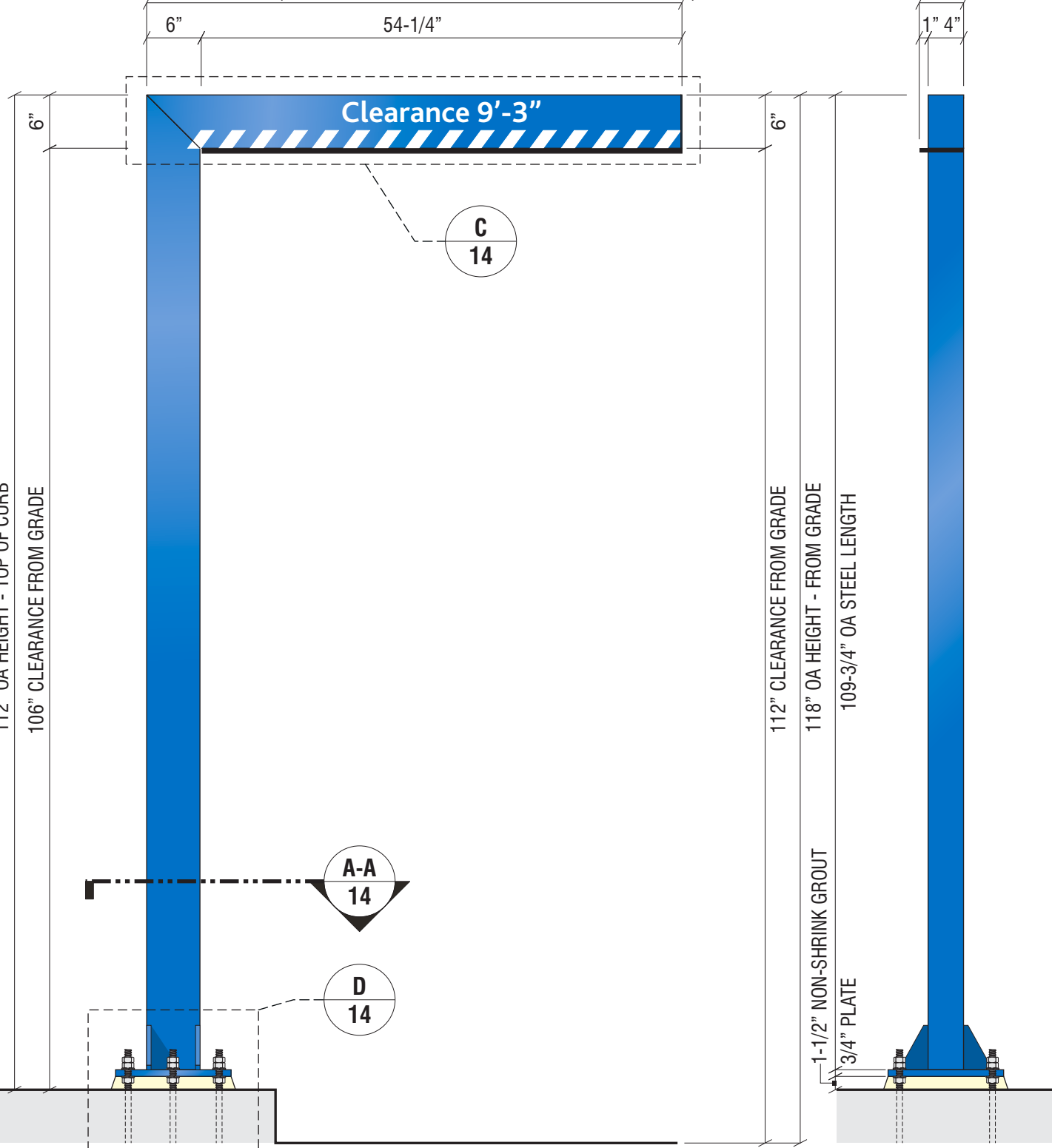
DRC Page 11



2 TOP ELEVATION

SCALE: 3/4" = 1'-0"

60-1/4" OA WIDTH (THESE ARE FINAL DIMENSIONS INCLUDING END CAP)

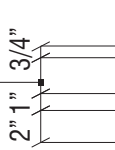
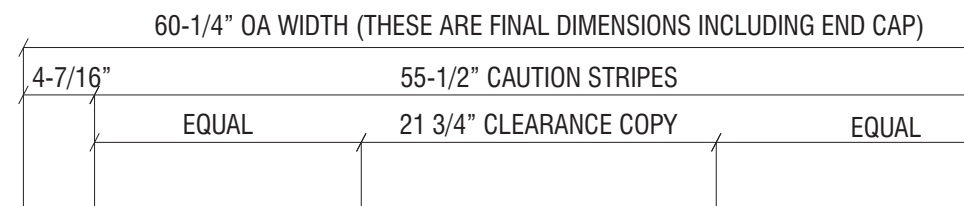


HEIGHT VARIES DEPENDING ON CLEARANCE REQUIREMENT
112" OA HEIGHT - TOP OF CURB
106" CLEARANCE FROM GRADE

112" CLEARANCE FROM GRADE
118" OA HEIGHT - FROM GRADE
109-3/4" OA STEEL LENGTH
1-1/2" NON-SHRINK GROUT
3/4" PLATE

1 ELEVATION

SCALE: 3/4" = 1'-0"



3 VINYL DETAIL

SCALE: 1 = 1'-0"

E.7 SIGN TYPE HB-U-R

CLEARANCE BAR DISPLAY
MANUFACTURE AND INSTALL ONE (1) NON-ILLUMINATED DRIVE UP CLEARANCE BAR(S)

- PLATE:** 13" x 13" x 3/4" STEEL PLATE WITH 1" DIA. MOUNTING HOLES. SEE DETAIL FOR WELDING AND ANCHORS.
- BAR:** 4" x 6" x 1/4" STEEL RECTANGLE TUBE MITRED CUT CORNER AND 1/8" END CAP.
- RUBBER:** HORIZONTAL CLEARANCE BAR TO HAVE 1/2" x 5" x 54-1/4" RUBBER SAFETY BUMPER ATTACHED TO BOTTOM OF BAR.
- VINYL:** HORIZONTAL CLEARANCE BAR TO HAVE SCOTCHLITE WHITE 680-10 WHITE VINYL.
- PAINT:** HORIZONTAL, VERTICAL CLEARANCE BARS, BASE PLATE, NUTS AND BOLTS PAINTED CHASE "METALLIC BLUE" MATTHEWS MP-49353, GLOSS FINISH.

VERIFY CLEARANCE HEIGHT PRIOR TO PRODUCTION.
CLEARANCE HEIGHT SHOWN SHOULD BE 1" LOWER
THAN ACTUAL HEIGHT TO BOTTOM OF CANOPY DECK.

SIGN DESCRIPTION, DETAILS & SPECIFICATIONS



Signtech™

4444 Federal Blvd. San Diego CA 92102
Phone: (619) 527-6100 / Fax: (619) 527-6111
signtech.com



JP Morgan Chase Bank
#C60019110610

US Rte 66 and Coors Blvd NW
111 Coors Blvd NW
Albuquerque, NM 87121

Initial Date: 10/20/21
Salesperson: Arthur Navarro
Coordinator: Lorena P Leon
Designer: ASena
Scale: As noted

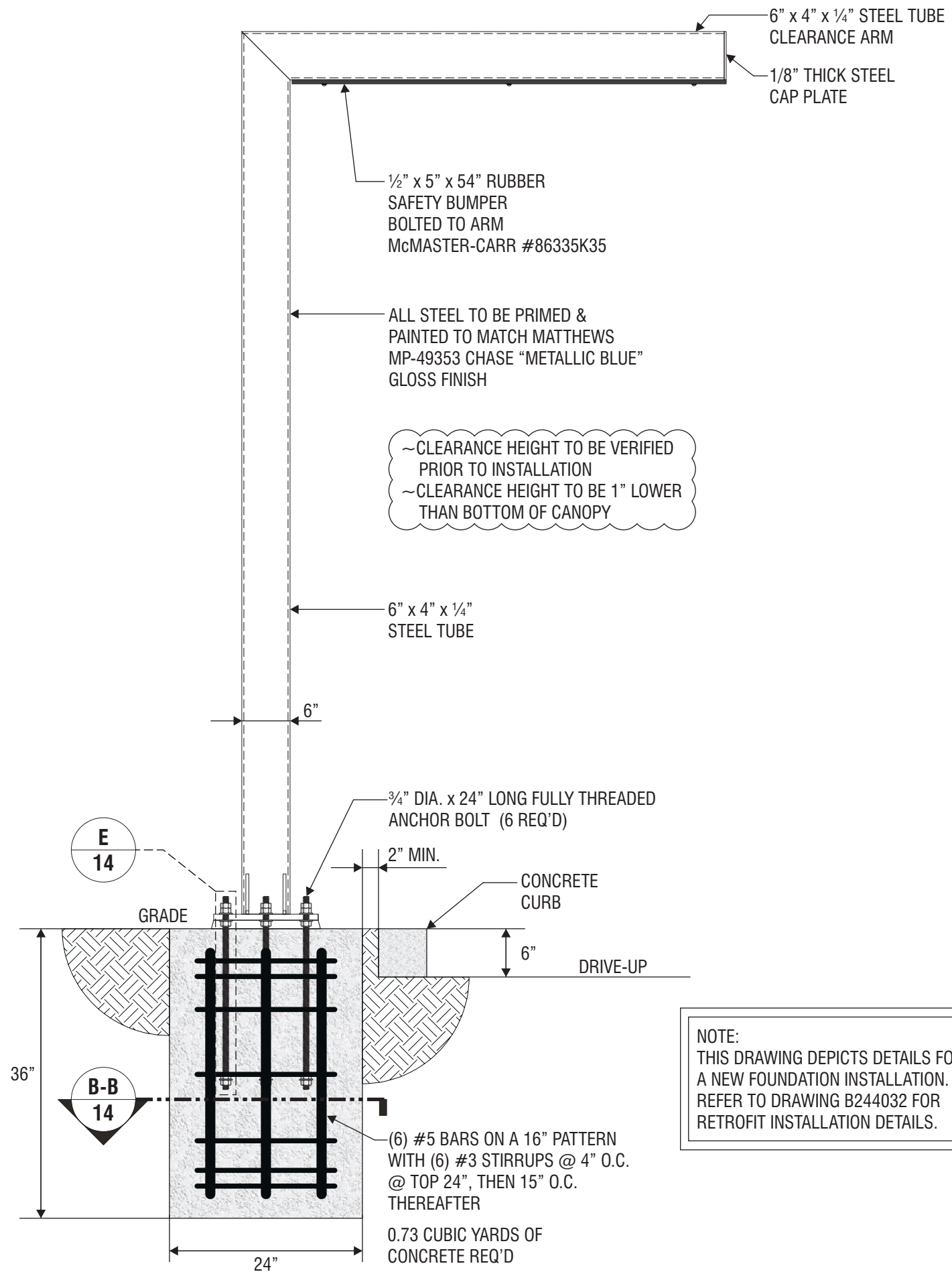
CUSTOMER APPROVAL

Customer Signature _____ Date _____
COPY, COLORS & SIZES

Signtech does NOT provide primary electrical to sign location -
RESPONSIBILITY OF OTHERS!

Customer Signature _____ Date _____
This design is the exclusive property of Signtech and cannot be reproduced in whole or in part, without their prior written approval.

Drawing Number: 21-01717
Project ID: CHASE_C60019110610_1
Revision: R5 - 11.04.21



~CLEARANCE HEIGHT TO BE VERIFIED PRIOR TO INSTALLATION
 ~CLEARANCE HEIGHT TO BE 1" LOWER THAN BOTTOM OF CANOPY

NOTE:
 THIS DRAWING DEPICTS DETAILS FOR A NEW FOUNDATION INSTALLATION. REFER TO DRAWING B244032 FOR RETROFIT INSTALLATION DETAILS.

- NOTES:
1. Design is based on guidelines provided by the International Building Code 2006 Edition.
 2. Foundation is based on a safe lateral soil bearing pressure minimum of 300 psf per foot of depth. Soil report was not furnished. Allowable bearing pressure should be verified prior to placement of concrete. Do not place foundation in fill.
 3. Concrete shall be mixed to attain a minimum compressive strength of 3000 psi in 28 days.
 4. Support member shall be free from defects and shall meet ASTM A500 grade B with a minimum yield strength of 46000 psi for tube. Plate and angle shall meet ASTM A36.
 5. Structural bolts shall be zinc coated A307 unless otherwise noted.
 6. Anchor bolts shall be cut from A36 round stock. Exposed surfaces shall be galvanized or coated to prevent corrosion.
 7. All voids between column base plate and foundation surface shall be completely filled with high strength, non-shrink grout.
 8. Welds shall be made with E70xx electrodes by persons qualified in accordance with AWS standards within the past two years.
 9. Steel reinforcing bars shall conform to ASTM 615 grade 60 with deformations in accordance with ASTM A-305. Welding of reinforcing bars is prohibited.
 10. This design is prototypical and should not be used for site specific applications unless deemed suitable by a competent Professional Engineer.



Signtech™

4444 Federal Blvd. San Diego CA 92102
 Phone: (619) 527-6100 / Fax: (619) 527-6111
 signtech.com



JP Morgan Chase Bank
 #C60019110610

US Rte 66 and Coors Blvd NW
 111 Coors Blvd NW
 Albuquerque, NM 87121

Initial Date: 10/20/21
 Salesperson: Arthur Navarro
 Coordinator: Lorena P Leon
 Designer: ASena
 Scale: As noted

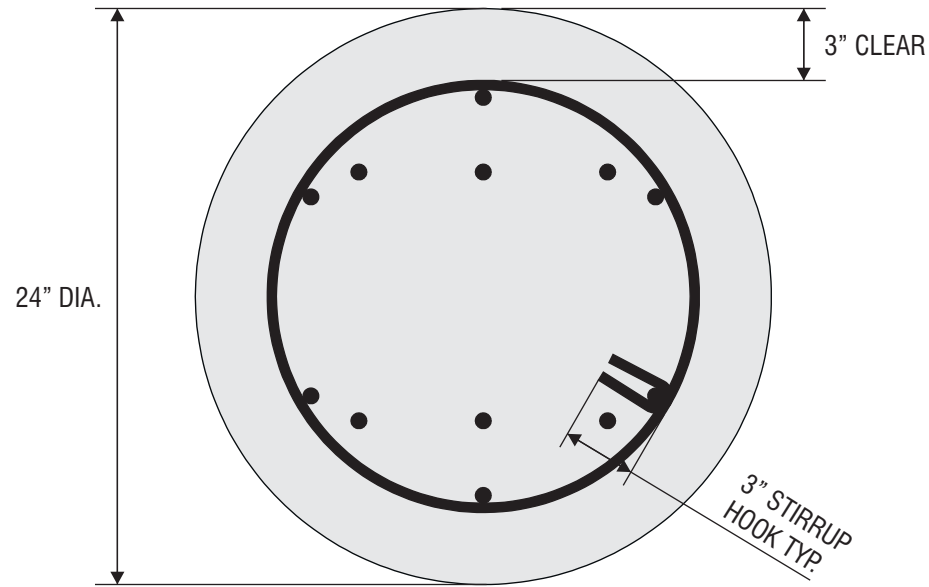
CUSTOMER APPROVAL

Customer Signature _____ Date _____
COPY, COLORS & SIZES

Signtech does NOT provide primary electrical to sign location -
RESPONSIBILITY OF OTHERS!

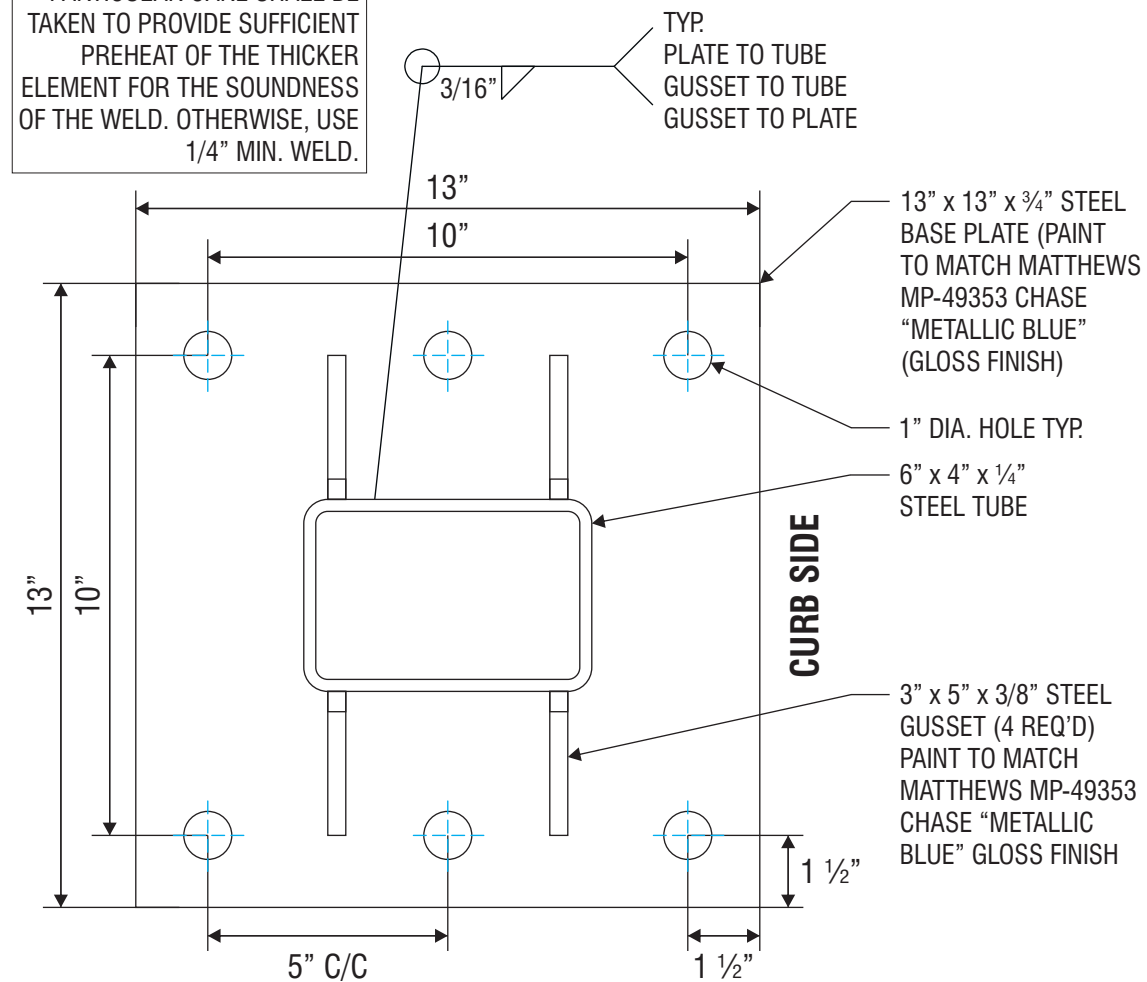
Customer Signature _____ Date _____
 This design is the exclusive property of Signtech and cannot be reproduced in whole or in part, without their prior written approval.

Drawing Number: 21-01717
 Project ID: CHASE_C60019110610_1
 Revision: R5 - 11.04.21

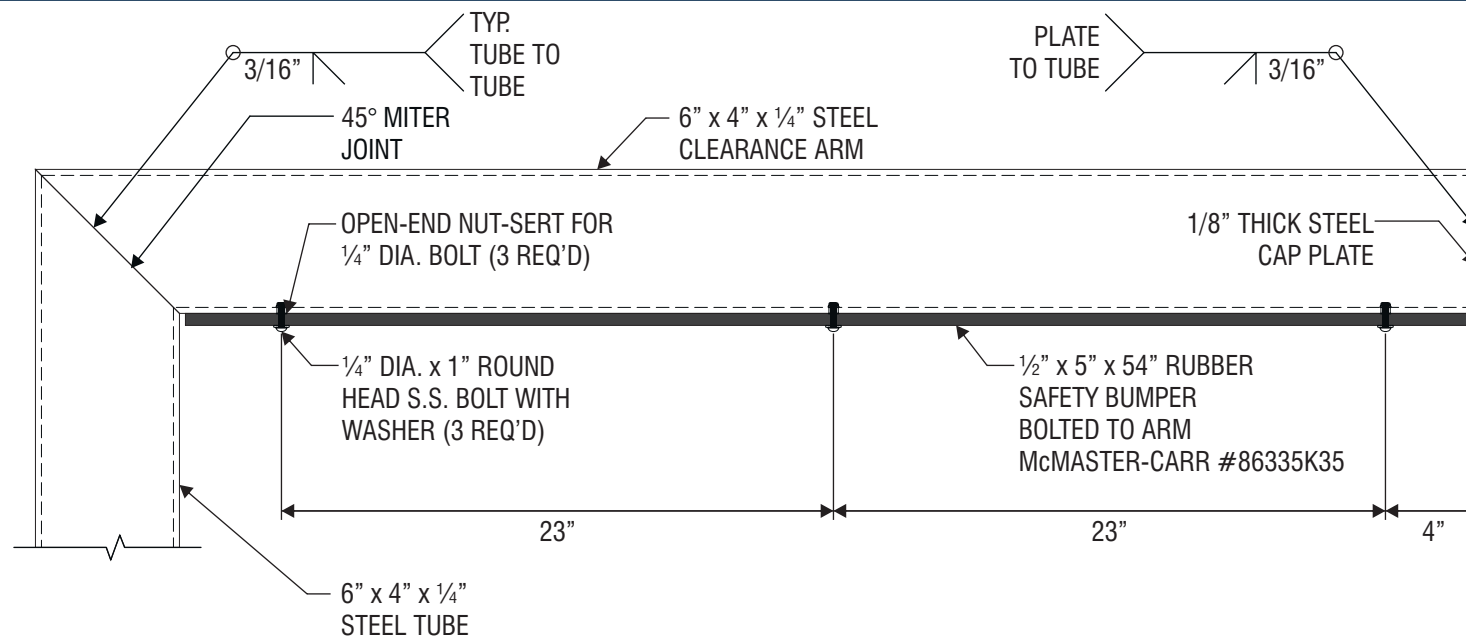


B-B SECTION THROUGH CAISSON SCALE: 1 1/2" = 1'-0"

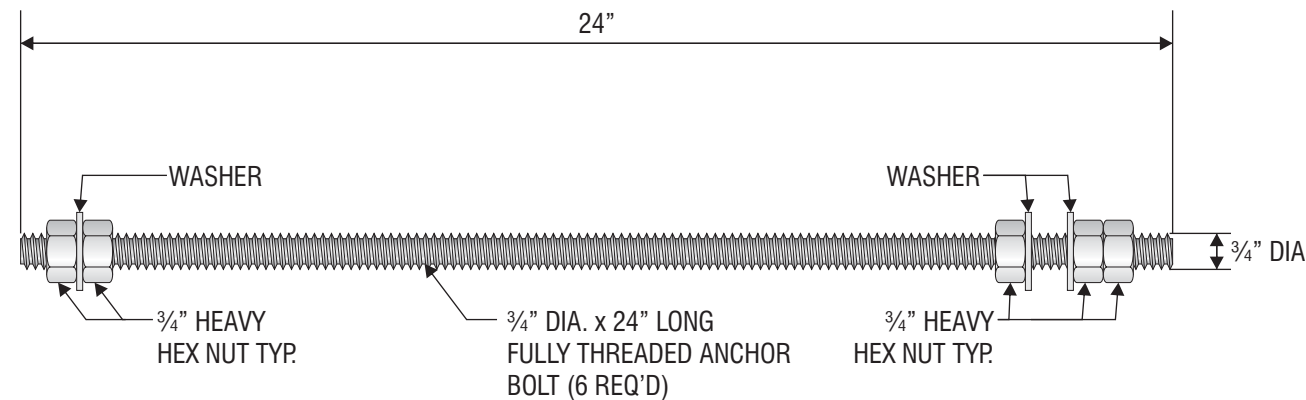
PARTICULAR CARE SHALL BE TAKEN TO PROVIDE SUFFICIENT PREHEAT OF THE THICKER ELEMENT FOR THE SOUNDNESS OF THE WELD. OTHERWISE, USE 1/4" MIN. WELD.



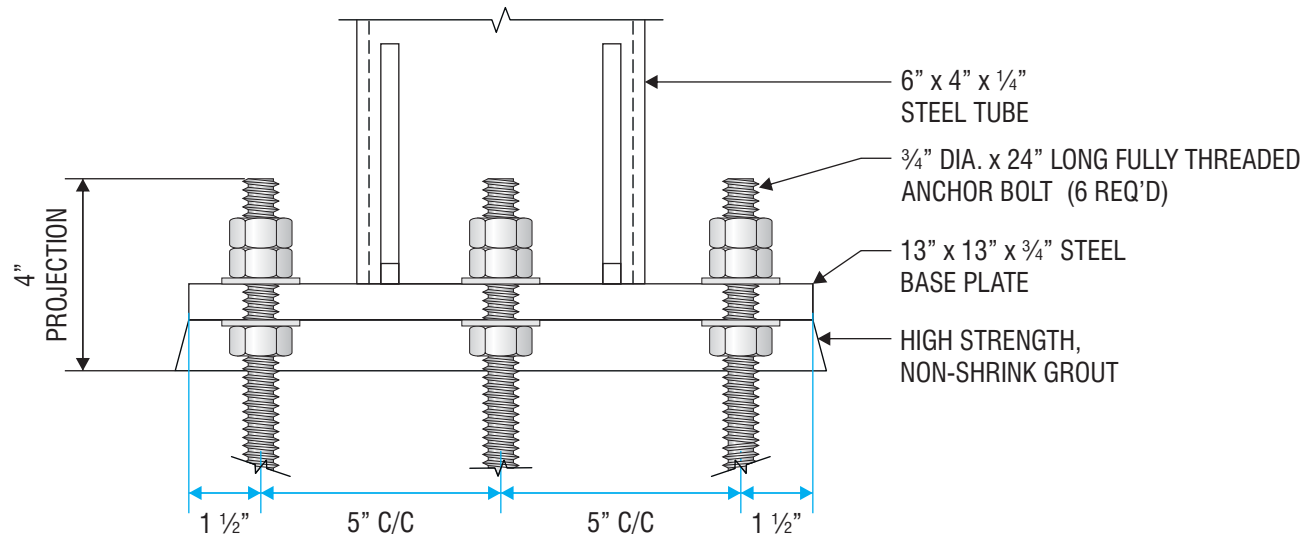
A-A BASE PLATE DETAIL SCALE: 3" = 1'-0"



C CLEARANCE ARM DETAIL SCALE: 1 1/2" = 1'-0"



E ANCHOR BOLT DETAIL SCALE: 3" = 1'-0"



D ANCHOR BOLT PROJECTION DETAIL SCALE: 3" = 1'-0"



Signtech™

4444 Federal Blvd. San Diego CA 92102
Phone: (619) 527-6100 / Fax: (619) 527-6111
signtech.com



JP Morgan Chase Bank
#C60019110610

US Rte 66 and Coors Blvd NW
111 Coors Blvd NW
Albuquerque, NM 87121

Initial Date: 10/20/21
Salesperson: Arthur Navarro
Coordinator: Lorena P Leon
Designer: ASena
Scale: As noted

CUSTOMER APPROVAL

Customer Signature _____ Date _____

COPY, COLORS & SIZES

Signtech does NOT provide primary electrical to sign location - **RESPONSIBILITY OF OTHERS!**

Customer Signature _____ Date _____

This design is the exclusive property of Signtech and cannot be reproduced in whole or in part, without their prior written approval.

Drawing Number: 21-01717

Project ID: CHASE_C60019110610_1

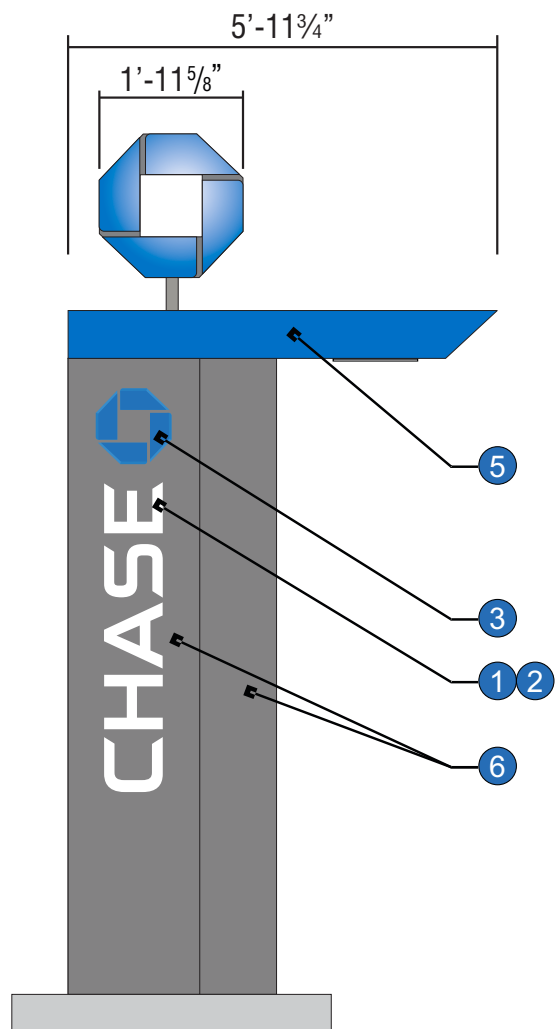
Revision: R5 - 11.04.21

**GRAPHICS DEPICTED ARE FOR ILLUSTRATIVE PURPOSES ONLY
USE ONLY APPROVED
ARTWORK FOR PRODUCTION.**

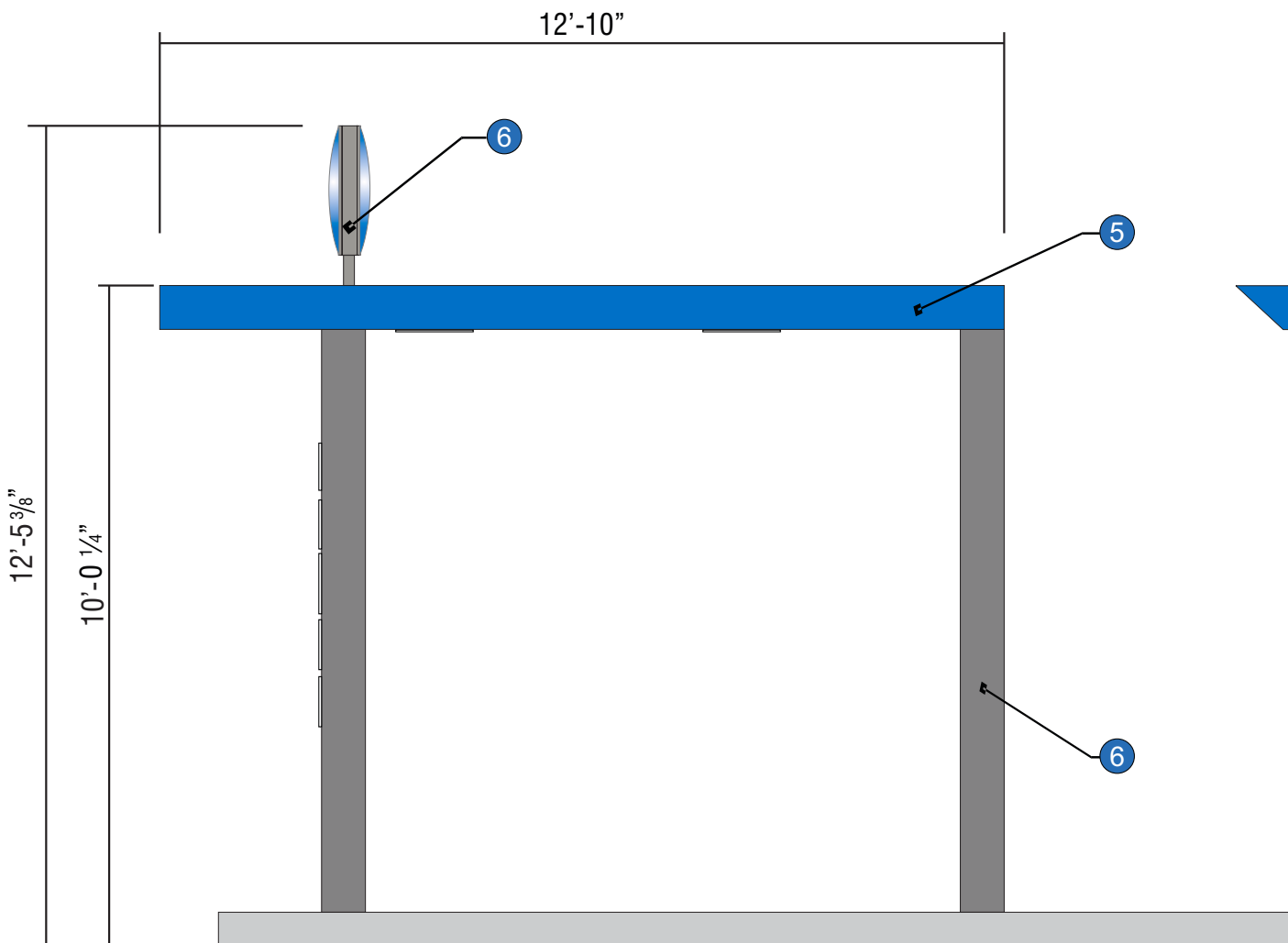
1	2	3	4	5	6
White Translucent 3M 3632-20	White Diffuser 3M 3635-70	Intense Blue 3M 3632-127	Translucent Blue Aristech 6046 Matte Finish	Chase Metallic Blue Paint to match MP-49353 Metallic Gloss Finish	Chase Dark Nickel Paint to match MP-18248

ALL EXPOSED FASTENER HEADS SHALL BE PAINTED TO MATCH THE EXTERIOR CABINET FINISH

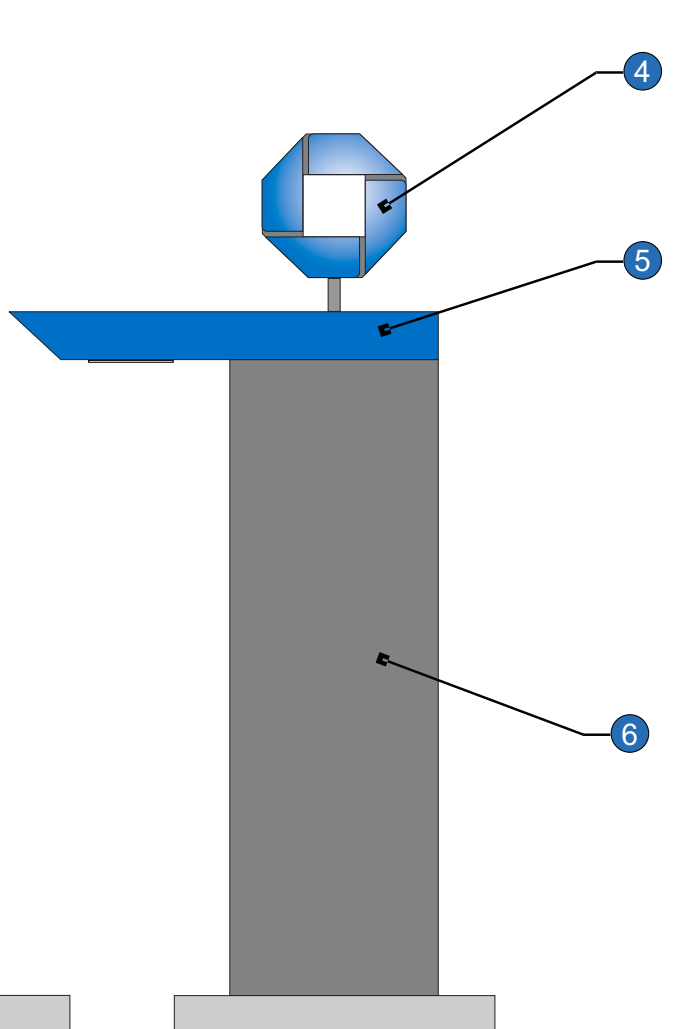
ALL EXPOSED PAINTED SURFACES SHALL BE COATED WITH MATTHEWS #282-208SP VOC GLOSS CLEAR, WITH MINIMUM 2 MILS DRY FILM THICKNESS (DFT) PER MATTHEWS APPLICATION SPECIFICATIONS.



APPROACH ELEVATION
SCALE: 3/8" = 1'-0"



FRONT VIEW CAN-ATM
SCALE: 3/8" = 1'-0"



DEPARTURE ELEVATION
SCALE: 3/8" = 1'-0"



Signtech™

4444 Federal Blvd. San Diego CA 92102
Phone: (619) 527-6100 / Fax: (619) 527-6111
signtech.com



JP Morgan Chase Bank
#C60019110610

US Rte 66 and Coors Blvd NW
111 Coors Blvd NW
Albuquerque, NM 87121

Initial Date: 10/20/21
Salesperson: Arthur Navarro
Coordinator: Lorena P Leon
Designer: ASena
Scale: As noted

CUSTOMER APPROVAL

Customer Signature _____ Date _____
COPY, COLORS & SIZES

Signtech does NOT provide primary electrical to sign location -
RESPONSIBILITY OF OTHERS!

Customer Signature _____ Date _____

This design is the exclusive property of Signtech and cannot be reproduced in whole or in part, without their prior written approval.

Drawing Number: 21-01717

Project ID: CHASE_C60019110610_1

Revision: R5 - 11.04.21

E.8 SIGN TYPE CAN-ATM-SIG-OCT OFF PREMISES

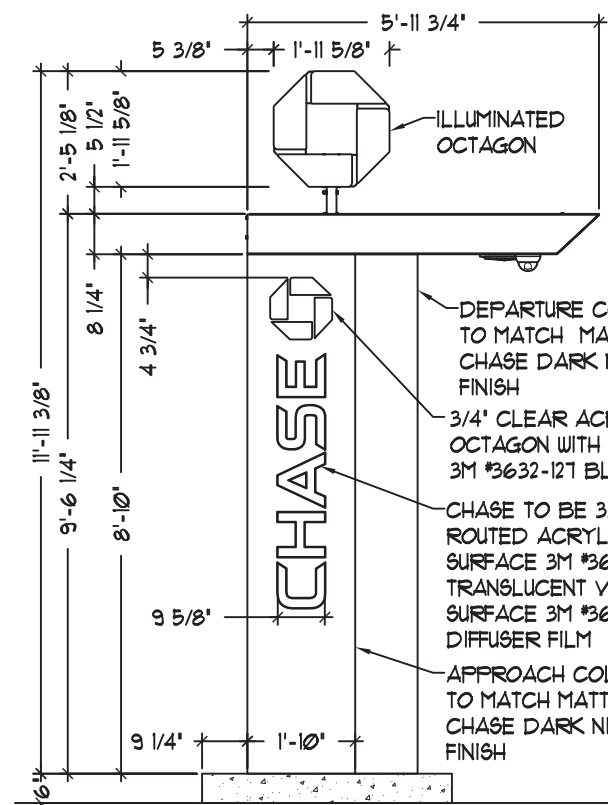
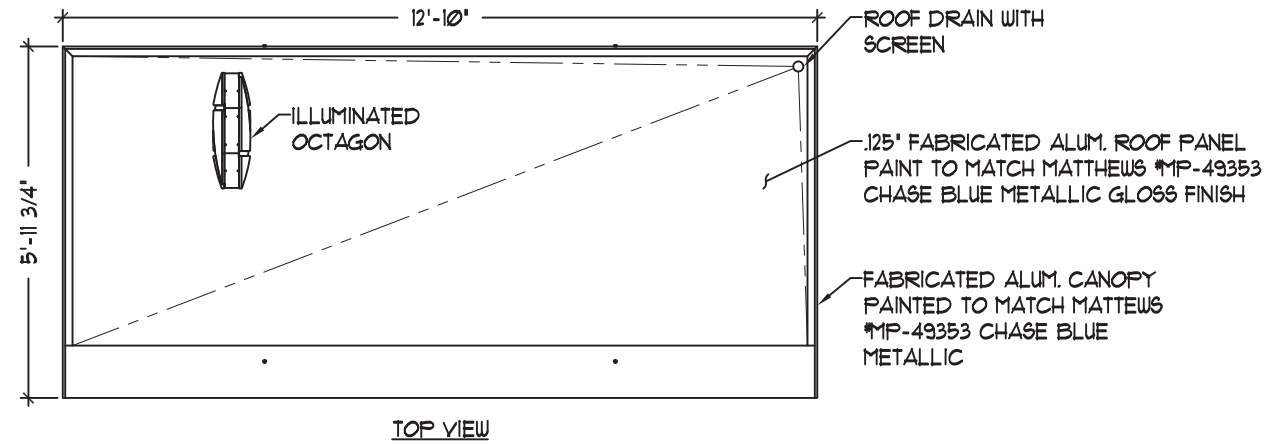
MANUFACTURE AND INSTALL ONE (1) ILLUMINATED SIGNATURE ATM CANOPY w/ OCTAGON

2/24/20 MOVED CANOPY ELECT. STUB-UP TO APPROACH LEG TRR IK

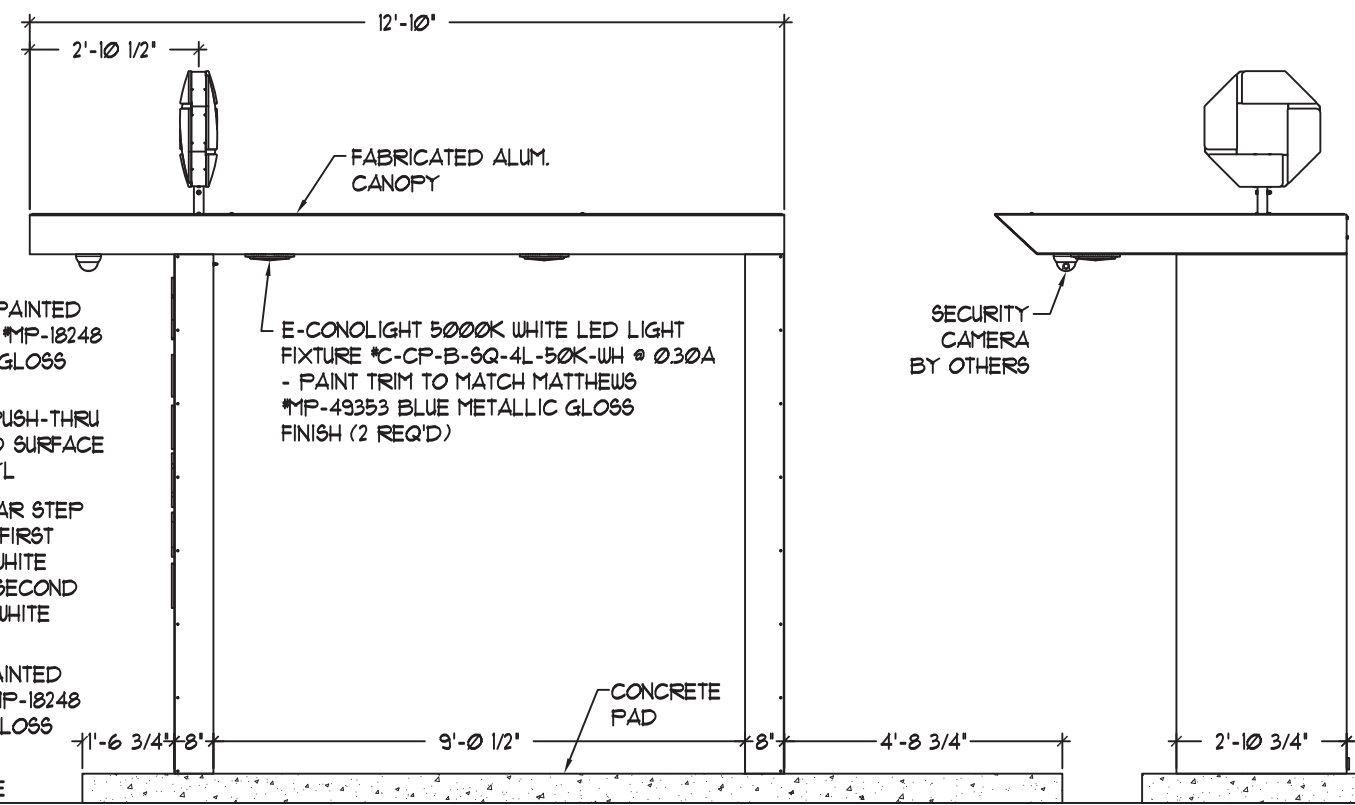
CANOPY ELECTRICAL REQUIREMENTS (NOT INCLUDING ATM MACHINE, SECURITY CAMERA & RELATED APPLIANCES):

LED'S: (4) 1100°K WHITE SLOAN PRISM #101269-1W6J1-MB
 (4) 3 BLUE SLOAN PRISM #101269-BL6J1-MB
DOWNLIGHTS: (2) E-CONOLIGHT 5000K WHITE LED LIGHT
 FIXTURE #C-CP-B-SQ-4L-50K-WH @ 0.30A
LED POWER SUPPLY: (3) SLOAN #101501-60C1 @ 0.10A
TOTAL LOAD: 2.70 AMPS @ 120VAC
CIRCUITS: (1) 20 AMP REQ'D.

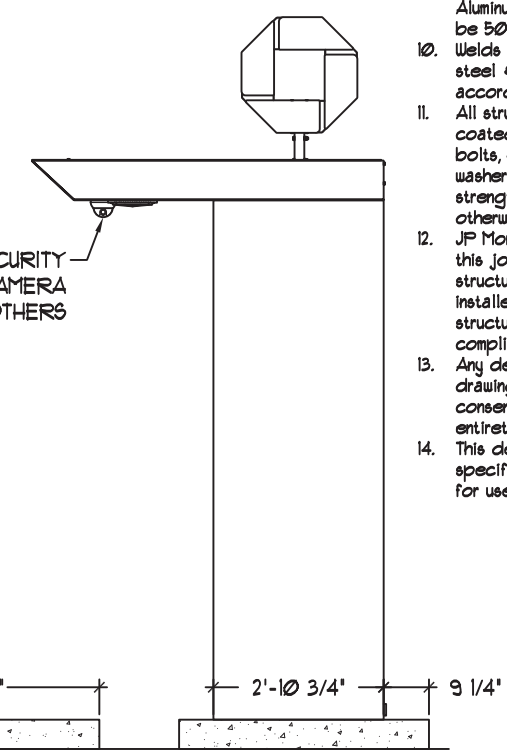
ALL EXPOSED PAINTED SURFACES SHALL BE COATED WITH MATTHEWS #282-2086P VOC GLOSS CLEAR, WITH MINIMUM 2 MILS DRY FILM THICKNESS (DFT) PER MATTHEWS APPLICATION SPECIFICATIONS.



APPROACH ELEVATION



ELEVATION



DEPARTURE ELEVATION

General Notes:

- Design is based on a 115 mph, 3 second gust wind design per IBC 2015, Category II, Exposure C. 40psf Ground Snow Load.
- Spread foundation is based on a presumptive safe vertical soil bearing pressure minimum of 2000 psf.
- A soil report was not provided. Foundation analysis assumes Soil Classification 4. Allowable bearing pressure should be verified prior to placement of concrete. In the event that the stated requirements are not met and conditions appear deleterious, cease and secure excavation and immediately contact the project manager.
- Foundation shall not be placed at the top of, or on the side of a slope exceeding 3:1, or adjacent to a fill slope unless re-evaluated by a competent Professional Engineer. Do not place foundation in fill.
- Concrete shall be mixed to attain a minimum 28 day compressive strength of 3000 psi.
- Steel reinforcing bars shall conform to ASTM A615, Grade 60 with deformations in accordance with ASTM A305. Welding of reinforcing bars is prohibited.
- All voids between column base plate and foundation surface shall be completely filled with high-strength, non-shrink grout.
- Anchor bolts shall meet ASTM F1554 Grade 36. Exposed surfaces shall be galvanized or coated to prevent corrosion.
- All support members shall be free from defects. Steel tube shall meet ASTM A500 Grade B with a minimum yield strength of 46000 psi. Steel angle, channel and plate shall meet ASTM A36. Extruded aluminum shapes shall be 6061-T6 alloy. Aluminum sheet shall be 3003-H14 alloy. Aluminum plate shall be 5052-H34 alloy.
- Welds shall be made with E70xx low hydrogen electrodes for steel & with 5356 filler for aluminum by persons qualified in accordance with AWS standards within the past two years.
- All structural bolts shall conform to ASTM A325, and be zinc coated unless noted otherwise. When used with structural bolts, heavy hex nuts shall conform to ASTM A563, and washers shall conform to ASTM F436. Pretension all high strength bolts using the Turn-of-Nut method unless noted otherwise.
- JP Morgan Chase will not be responsible for the safety on this job site before, during or after installation of this structure. It is the responsibility of the contractors and installers to ensure that the installation and erection of this structure is performed using methods that are in full compliance with OSHA regulations.
- Any deviation from this design or from any part of this drawing, including the General Notes, without prior written consent from JP Morgan Chase voids this drawing in its entirety.
- This design is prototypical and should not be used for site specific applications unless reviewed and deemed suitable for use at that site by a competent Professional Engineer.



Signtech™

4444 Federal Blvd. San Diego CA 92102
 Phone: (619) 527-6100 / Fax: (619) 527-6111
 signtech.com



JP Morgan Chase Bank
 #C60019110610

US Rte 66 and Coors Blvd NW
 111 Coors Blvd NW
 Albuquerque, NM 87121

Initial Date: 10/20/21
 Salesperson: Arthur Navarro
 Coordinator: Lorena P Leon
 Designer: ASena
 Scale: As noted

CUSTOMER APPROVAL

Customer Signature _____ Date _____

COPY, COLORS & SIZES

Signtech does NOT provide primary electrical to sign location -
RESPONSIBILITY OF OTHERS!

Customer Signature _____ Date _____

This design is the exclusive property of Signtech and cannot be reproduced in whole or in part, without their prior written approval.

Drawing Number: 21-01717

Project ID: CHASE_C60019110610_1

Revision: R5 - 11.04.21

Z. 6/5/20 - CHANGED #E-CSA04A-W50W LIGHT FIXTURE TO THE #C-CP-B-SQ-4L-50K-WH LIGHT FIXTURE



Signtech™

4444 Federal Blvd. San Diego CA 92102
Phone: (619) 527-6100 / Fax: (619) 527-6111
signtech.com



JP Morgan Chase Bank #C60019110610

US Rte 66 and Coors Blvd NW
111 Coors Blvd NW
Albuquerque, NM 87121

Initial Date: 10/20/21
Salesperson: Arthur Navarro
Coordinator: Lorena P Leon
Designer: ASena
Scale: As noted

CUSTOMER APPROVAL

Customer Signature _____ Date _____

COPY, COLORS & SIZES

Signtech does NOT provide primary electrical to sign location -
RESPONSIBILITY OF OTHERS!

Customer Signature _____ Date _____

This design is the exclusive property of Signtech and cannot be reproduced in whole or in part, without their prior written approval.

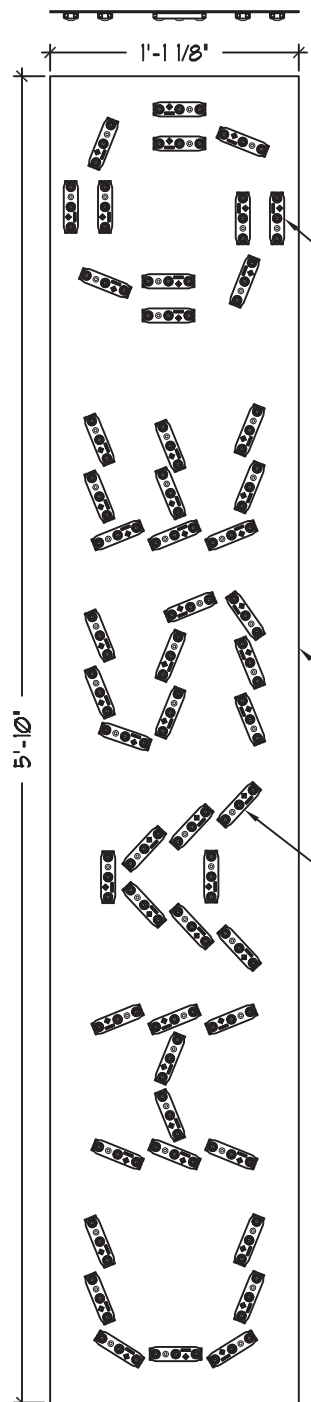
Drawing Number: 21-01717

Project ID: CHASE_C60019110610_1

Revision: R5 - 11.04.21

Page:

DRC Page 17



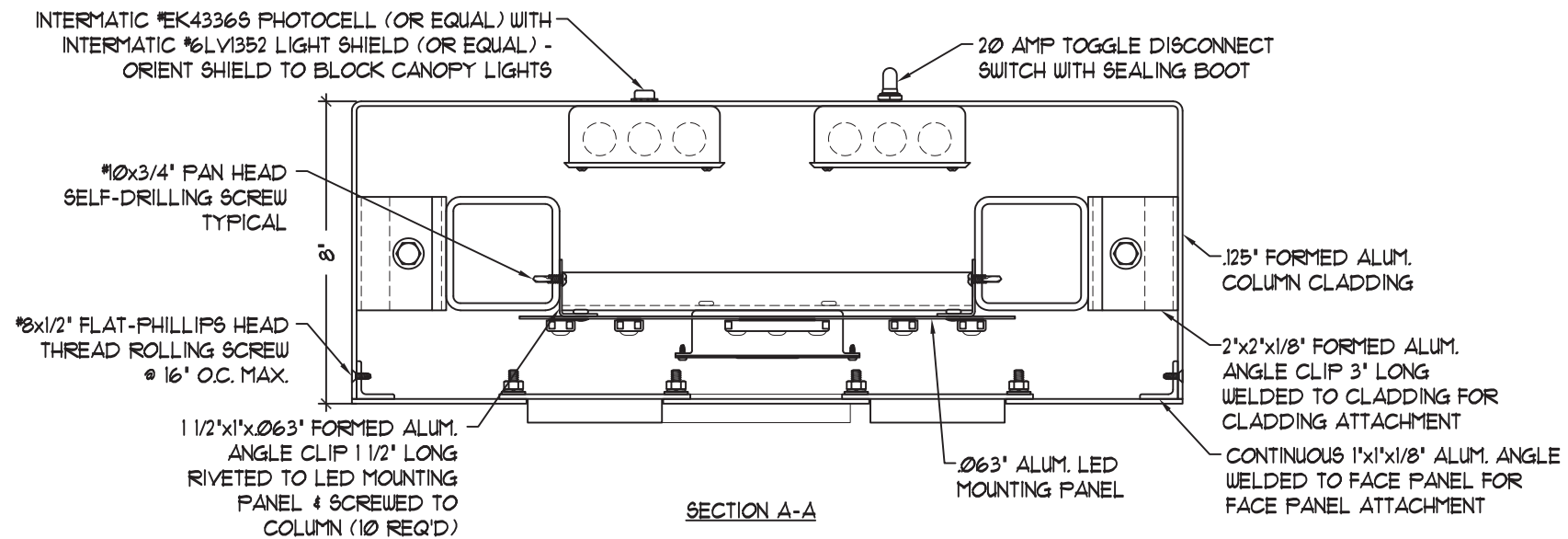
BLUE SLOAN PRISM LED #101269-BLSJI-MB (12 REQ'D)

Ø63' ALUM. LED MOUNTING PANEL

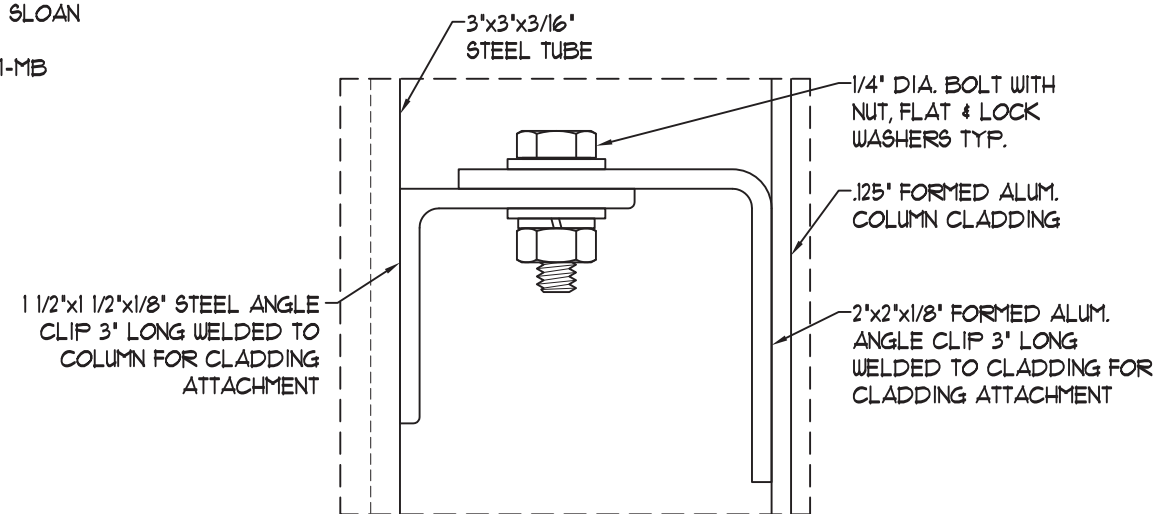
7100°K WHITE SLOAN PRISM LED #101269-TWSJI-MB (41 REQ'D)

5'-10"

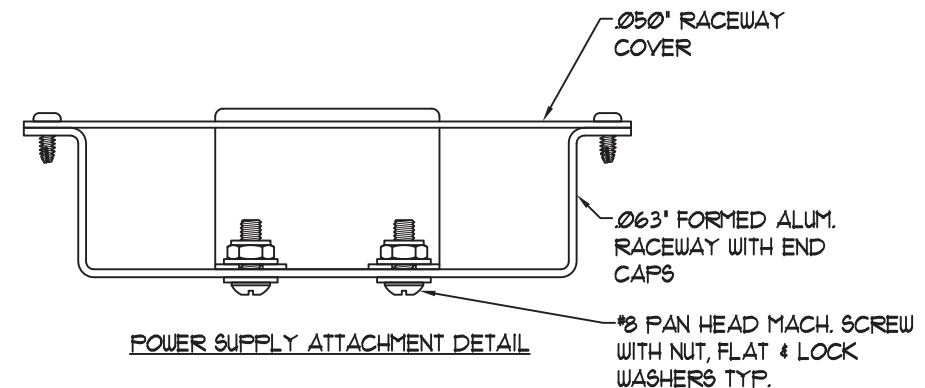
LED MOUNTING PANEL DETAIL



SECTION A-A



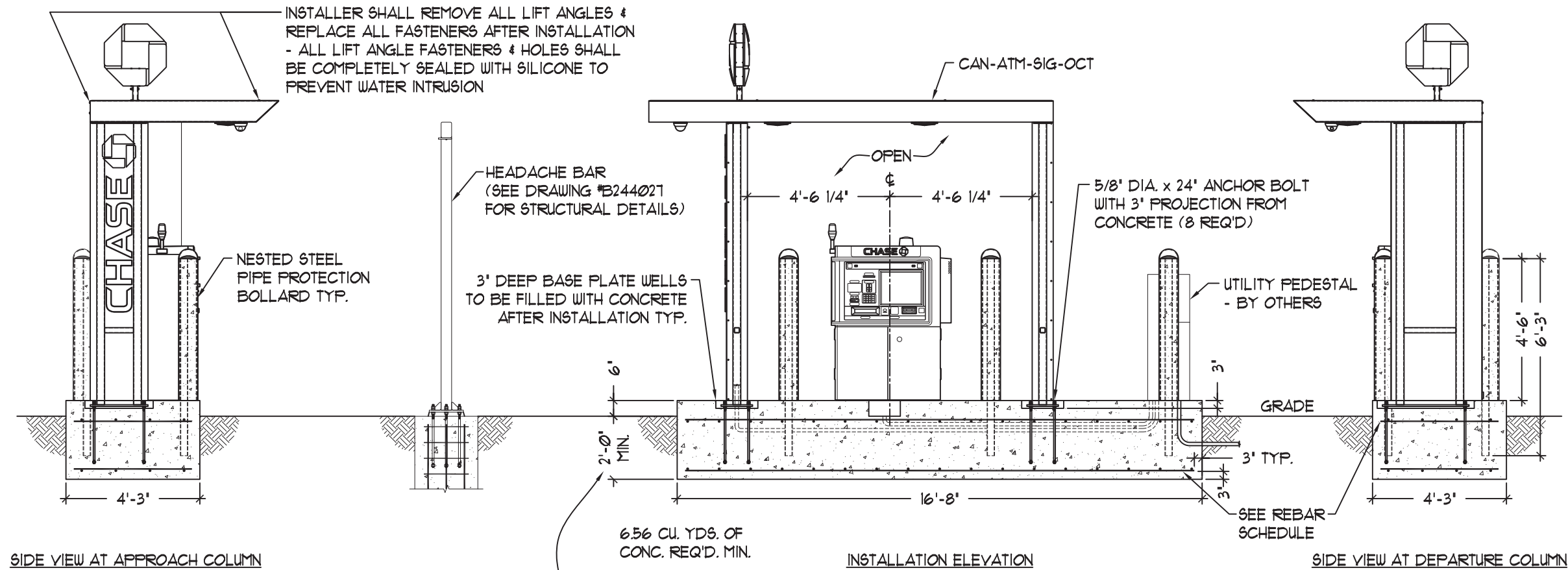
DETAIL A



POWER SUPPLY ATTACHMENT DETAIL

Z. 6/5/20 - CHANGED #E-CSA04A-W50W LIGHT FIXTURE TO THE #C-CP-B-SQ-4L-50K-WH LIGHT FIXTURE

BOLLARDS TO BE MANUFACTURED / INSTALLED BY OTHERS



INSTALLER SHALL REMOVE ALL LIFT ANGLES & REPLACE ALL FASTENERS AFTER INSTALLATION - ALL LIFT ANGLE FASTENERS & HOLES SHALL BE COMPLETELY SEALED WITH SILICONE TO PREVENT WATER INTRUSION

HEADACHE BAR (SEE DRAWING #B244027 FOR STRUCTURAL DETAILS)

NESTED STEEL PIPE PROTECTION BOLLARD TYP.

3' DEEP BASE PLATE WELLS TO BE FILLED WITH CONCRETE AFTER INSTALLATION TYP.

5/8' DIA. x 24' ANCHOR BOLT WITH 3' PROJECTION FROM CONCRETE (8 REQ'D)

UTILITY PEDESTAL - BY OTHERS

6.56 CU. YDS. OF CONC. REQ'D. MIN.

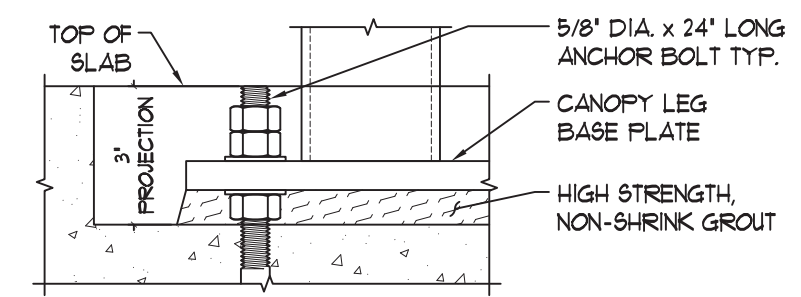
SIDE VIEW AT APPROACH COLUMN

INSTALLATION ELEVATION

SIDE VIEW AT DEPARTURE COLUMN

WHERE THE EXTREME FROST PENETRATION DEPTH REQUIREMENT IS GREATER THAN THE SPECIFIED DEPTH OF THE FOUNDATION SHOWN ON THIS SHEET, THE FOUNDATION DESIGN SHOULD BE ALTERED TO MEET THE LOCAL FROST DEPTH REQUIREMENTS. SEE MAP ON SHEET 12 OF 12 FOR GENERAL DEPTH GUIDELINES.

REBAR SCHEDULE		DO NOT WELD REBAR	
SPREAD FOUNDATION	SIZE	SPACING	QUANTITY
OVERTURN BOTTOM STEEL	#5	12'	17
OVERTURN TOP STEEL	#5	12'	17
BOTTOM CROSS STEEL	#5	13'	4
TOP CROSS STEEL	#5	13'	4



CANOPY ANCHOR BOLT PROJECTION DETAIL



Signtech™

4444 Federal Blvd. San Diego CA 92102
 Phone: (619) 527-6100 / Fax: (619) 527-6111
 signtech.com



JP Morgan Chase Bank
#C60019110610

US Rte 66 and Coors Blvd NW
 111 Coors Blvd NW
 Albuquerque, NM 87121

Initial Date: 10/20/21
 Salesperson: Arthur Navarro
 Coordinator: Lorena P Leon
 Designer: ASena
 Scale: As noted

CUSTOMER APPROVAL

Customer Signature _____ Date _____
COPY, COLORS & SIZES

Signtech does NOT provide primary electrical to sign location - **RESPONSIBILITY OF OTHERS!**

Customer Signature _____ Date _____

This design is the exclusive property of Signtech and cannot be reproduced in whole or in part, without their prior written approval.

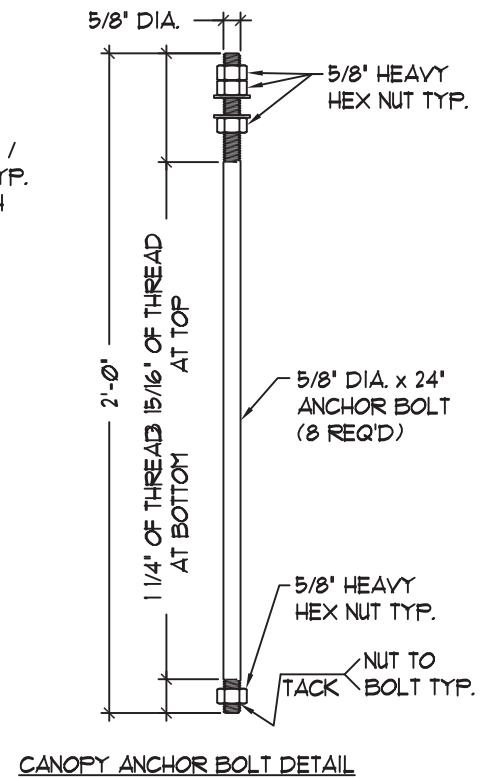
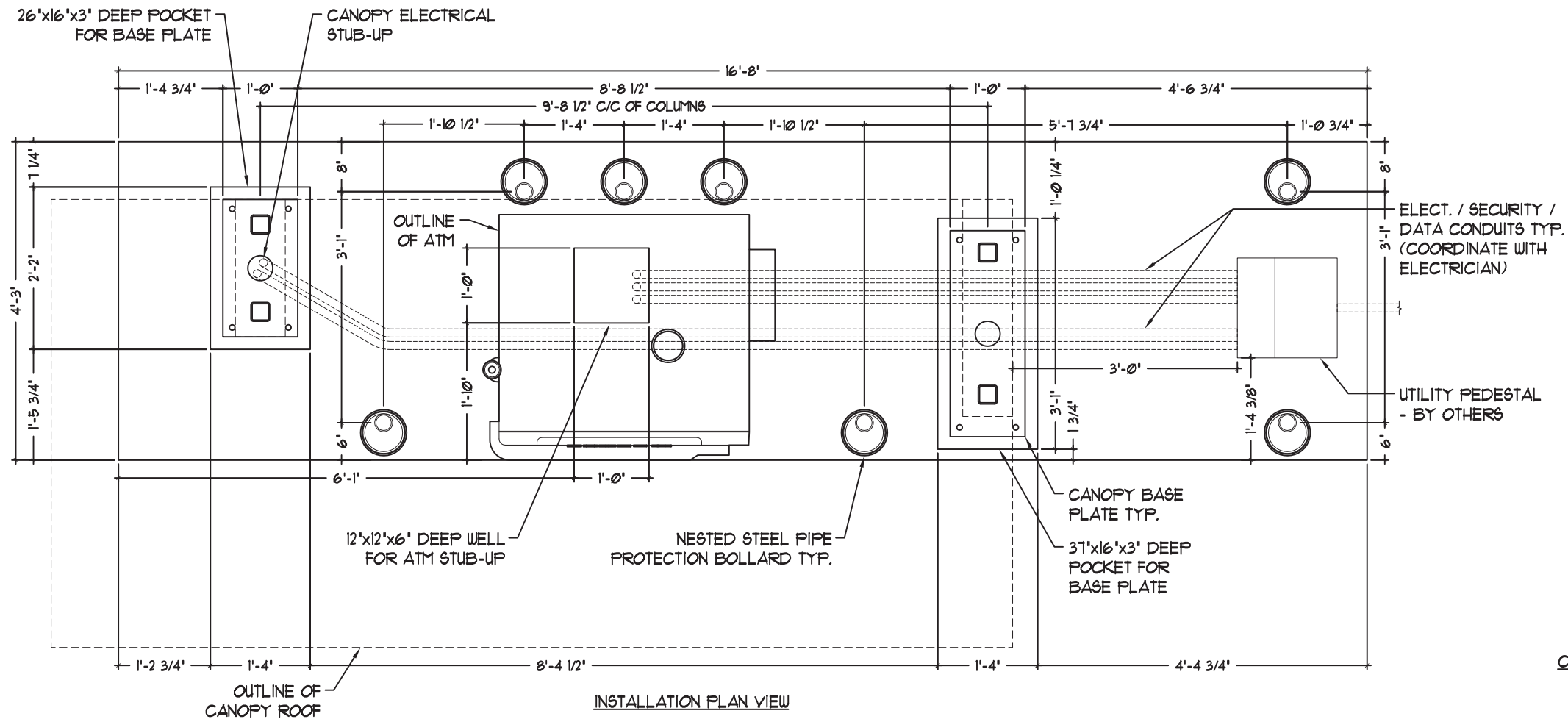
Drawing Number: 21-01717

Project ID: CHASE_C60019110610_1

Revision: R5 - 11.04.21

Z. 6/5/20 - CHANGED #E-CSA04A-W50W LIGHT FIXTURE TO THE #C-CP-B-SQ-4L-50K-WH LIGHT FIXTURE

BOLLARDS TO BE MANUFACTURED / INSTALLED BY OTHERS



CONDUITS ARE TO BE PROVIDED & SET BY THE ELECTRICIAN PRIOR TO THE PLACEMENT OF CONCRETE

Z. 6/5/20 - CHANGED *E-CSA04A-W50W LIGHT FIXTURE TO THE *C-CP-B-SQ-4L-50K-WH LIGHT FIXTURE



Signtech™

4444 Federal Blvd. San Diego CA 92102
 Phone: (619) 527-6100 / Fax: (619) 527-6111
 signtech.com



**JP Morgan Chase Bank
 #C60019110610**

US Rte 66 and Coors Blvd NW
 111 Coors Blvd NW
 Albuquerque, NM 87121

Initial Date: 10/20/21
 Salesperson: Arthur Navarro
 Coordinator: Lorena P Leon
 Designer: ASena
 Scale: As noted

CUSTOMER APPROVAL

Customer Signature _____ Date _____

COPY, COLORS & SIZES

Signtech does NOT provide primary electrical to sign location - **RESPONSIBILITY OF OTHERS!**

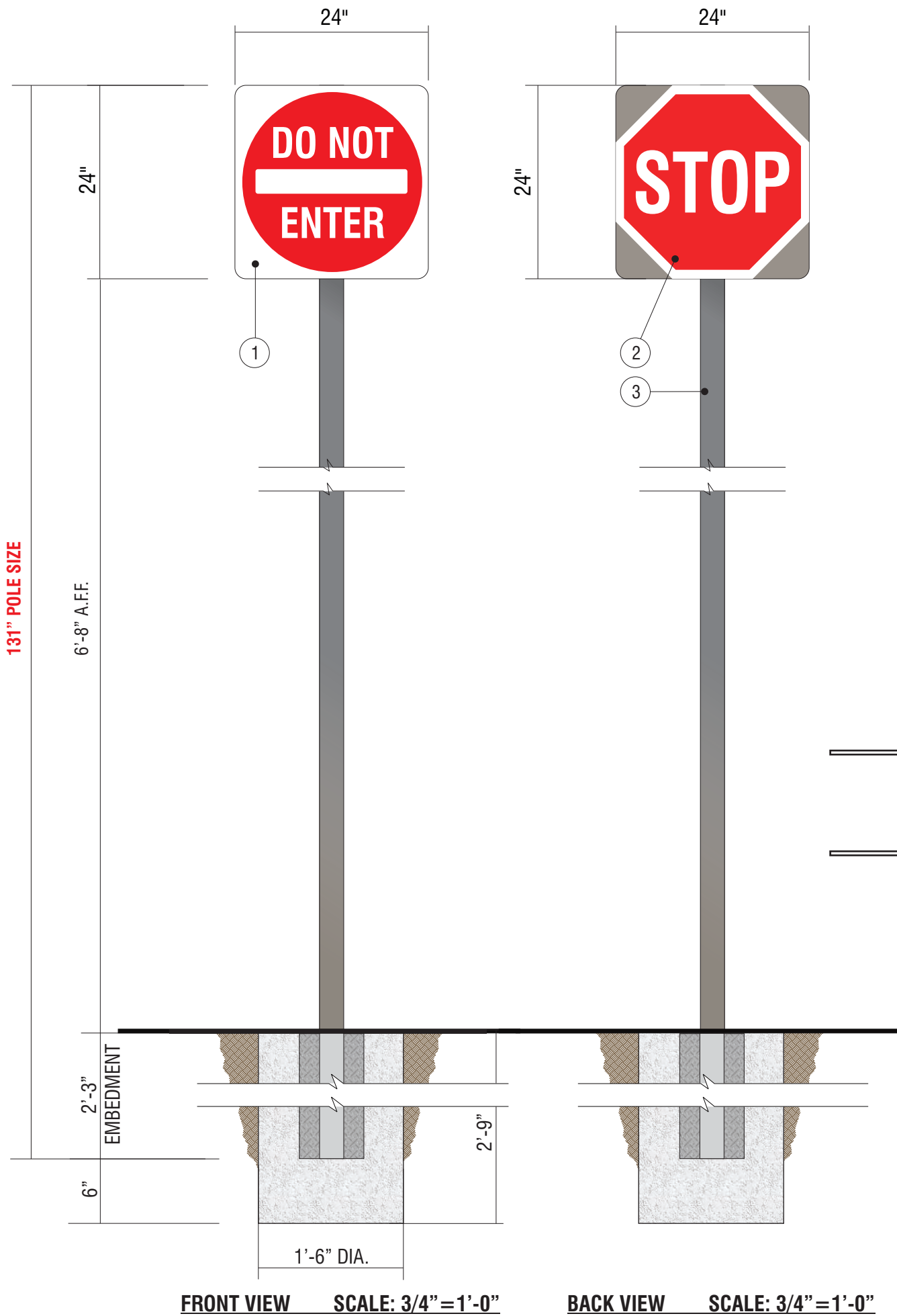
Customer Signature _____ Date _____

This design is the exclusive property of Signtech and cannot be reproduced in whole or in part, without their prior written approval.

Drawing Number: 21-01717

Project ID: CHASE_C60019110610_1

Revision: R5 - 11.04.21



131" POLE SIZE

6'-8" A.F.F.

2'-3" EMBEDMENT

FRONT VIEW SCALE: 3/4" = 1'-0"

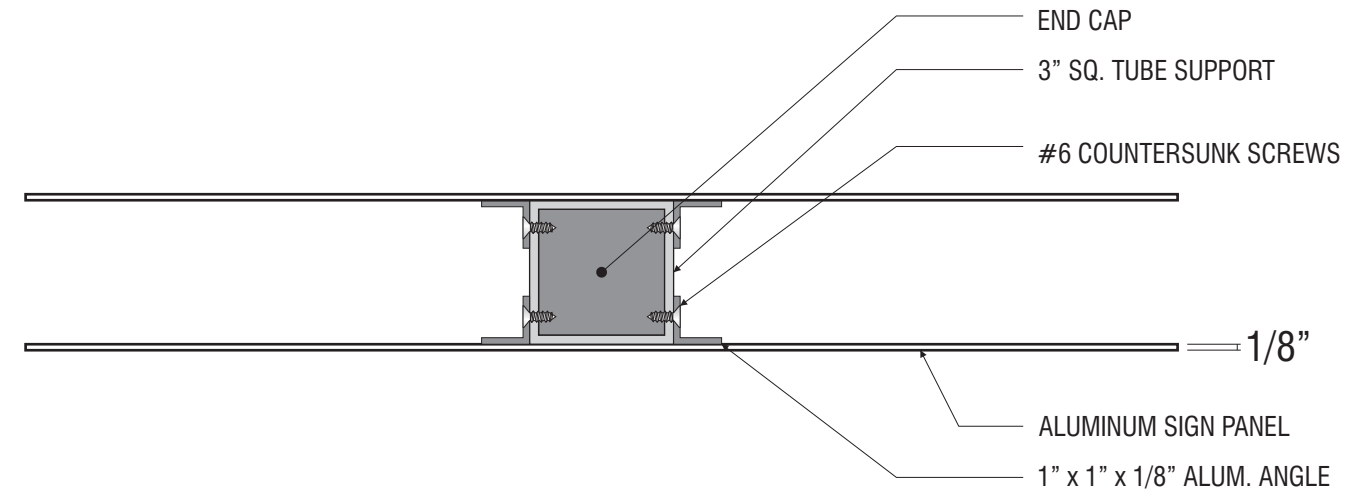
BACK VIEW SCALE: 3/4" = 1'-0"

E.9

SIGN TYPE CUSTOM TC-P-H DOT STOP/DO NOT ENTER

MANUFACTURE AND INSTALL TWO (2) D/F NON-ILLUMINATED SIGNS

1. .125" ALUMINUM SIGN FACE, D.O.T. STANDARD "DO NOT ENTER"
PAINT FINISH BACK SIDE SURFACE DARK NICKEL
MATTHEWS MP #18248, GLOSS FINISH.
2. .125" ALUMINUM SIGN FACE, D.O.T. STANDARD "STOP"
PAINT FINISH BACK SIDE SURFACE DARK NICKEL
MATTHEWS MP #18248, GLOSS FINISH.
3. SQ. ALUM. TUBE POST, 3" x 3" x 1/8" x 131" LONG
W/ .063" THICK ALUM. CAP PLATE @ TOP.



TOP SECTION SCALE: 3" = 1'-0"



Signtech™

4444 Federal Blvd. San Diego CA 92102
Phone: (619) 527-6100 / Fax: (619) 527-6111
signtech.com



**JP Morgan Chase Bank
#C60019110610**

US Rte 66 and Coors Blvd NW
111 Coors Blvd NW
Albuquerque, NM 87121

Initial Date: 10/20/21
Salesperson: Arthur Navarro
Coordinator: Lorena P Leon
Designer: ASena
Scale: As noted

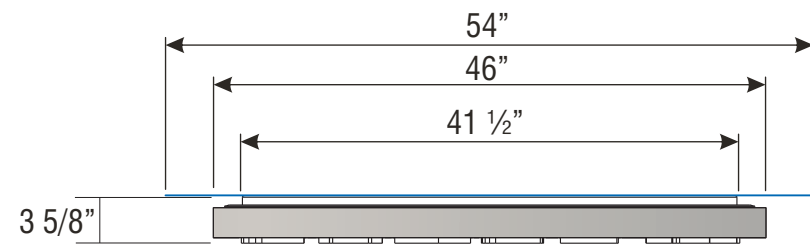
CUSTOMER APPROVAL

Customer Signature _____ Date _____
COPY, COLORS & SIZES

Signtech does NOT provide primary electrical to sign location -
RESPONSIBILITY OF OTHERS!

Customer Signature _____ Date _____
This design is the exclusive property of Signtech and cannot be reproduced in whole or in part, without their prior written approval.

Drawing Number: 21-01717
Project ID: CHASE_C60019110610_1
Revision: R5 - 11.04.21



TOP VIEW SUR-TTW-U-4
SCALE: 3/4" = 1'-0"

STIPPLE FINISH PAINT PROCESS FOR MATTHEWS #MP-18101 CHASE NICKEL:
BASE COAT:* 3-4 MEDIUM COATS OF MAP SVOC2471 FOR BASE COAT.
 ALLOW TO AIR DRY 12-24 HRS OR FORCE DRY AT 200 DEG. F. FOR 15MIN.
STIPPLE FINISH COAT:* MIX MAP SVOC1761 WITH CATALYST BUT_*NO*_REDUCER;
 SET PRESSURE POT AT 18-20 PSI TANK PRESSURE AND
 20-25 PSI ATOMIZING AIR AT THE PAINT GUN -
 USE 1.0 TO 1.2 FLUID NOZZLE.
 APPLY 5-6 PASSES OF A FINE TIGHT STIPPLE

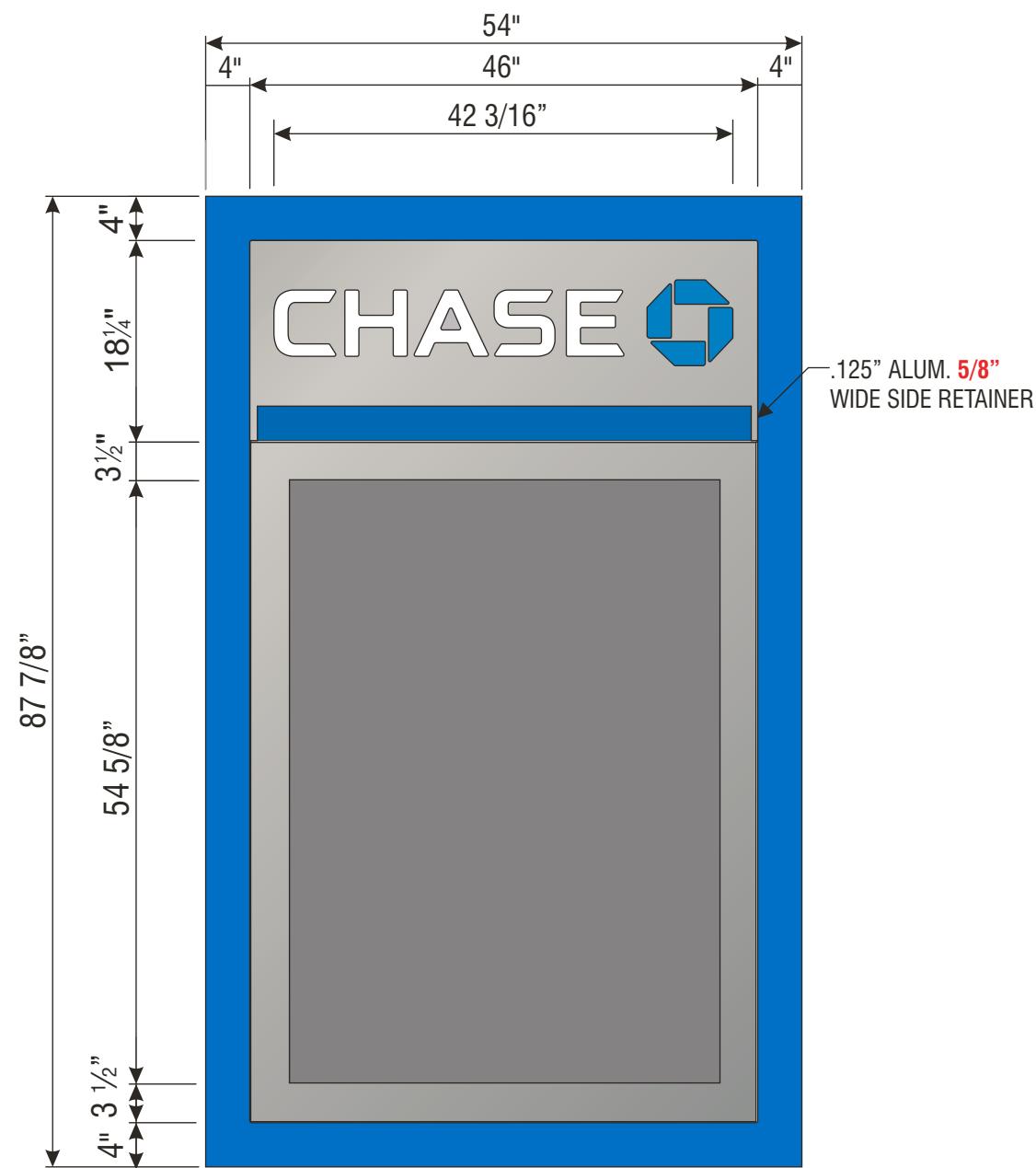
STIPPLE FINISH PAINT PROCESS FOR MATTHEWS #MP-49353 CHASE BLUE METALLIC:
BASE COAT:* 3-4 MEDIUM COATS OF SVOC2472 SP FOR BASE COAT.
 ALLOW TO AIR DRY 12-24 HRS OR FORCE DRY AT 200 DEG. F. FOR 15MIN.
STIPPLE FINISH COAT:* MIX MAP SVOC2049 SP WITH CATALYST BUT_*NO*_REDUCER;
 SET PRESSURE POT AT 18-20 PSI TANK PRESSURE AND
 20-25 PSI ATOMIZING AIR AT THE PAINT GUN -
 USE 1.0 TO 1.2 FLUID NOZZLE.
 APPLY 5-6 PASSES OF A FINE TIGHT STIPPLE

NOTE: PUSH-THRU ACRYLIC SHALL HAVE
A MILL FINISH ON ALL ROUTED EDGES

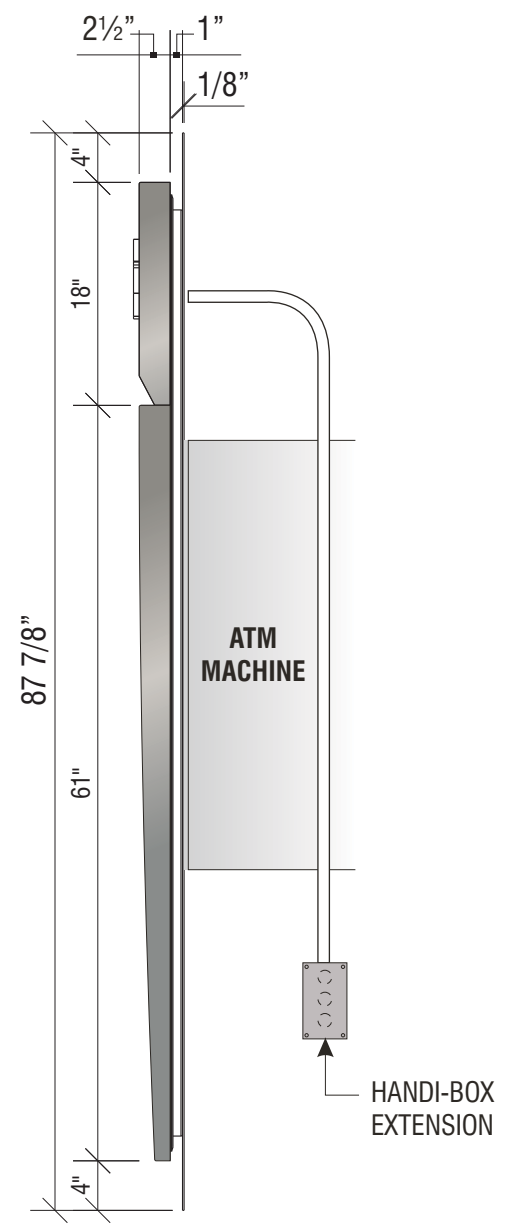
ALL EXPOSED FASTENER HEADS
SHALL BE PAINTED TO MATCH THE
EXTERIOR CABINET FINISH

SLOAN BLUE LED STRIPE AROUND
PERIMETER TO PROVIDE HALO-LIT
EFFECT AGAINST BACK PANEL

GRAPHICS DEPICTED ARE FOR I
LLUSTRATIVE PURPOSES ONLY!
USE ONLY APPROVED ARTWORK
FOR PRODUCTION.



FRONT VIEW SCALE: 3/4" = 1'-0"



SIDE VIEW



PERSPECTIVE VIEW



Signtech™

4444 Federal Blvd. San Diego CA 92102
 Phone: (619) 527-6100 / Fax: (619) 527-6111
 signtech.com



JP Morgan Chase Bank
 #C60019110610

US Rte 66 and Coors Blvd NW
 111 Coors Blvd NW
 Albuquerque, NM 87121

Initial Date: 10/20/21
 Salesperson: Arthur Navarro
 Coordinator: Lorena P Leon
 Designer: ASena
 Scale: As noted

CUSTOMER APPROVAL

Customer Signature _____ Date _____
COPY, COLORS & SIZES

Signtech does NOT provide primary
 electrical to sign location -
RESPONSIBILITY OF OTHERS!

Customer Signature _____ Date _____
 This design is the exclusive property of Signtech
 and cannot be reproduced in whole or in part,
 without their prior written approval.

Drawing Number: 21-01717
 Project ID: CHASE_C60019110610_1
 Revision: R5 - 11.04.21

I.10 SIGN TYPE SUR-TTW-U-4-TP

MANUFACTURE AND INSTALL ONE (1) INTERNALLY ILLUMINATED THIN PROFILE ATM SURROUND



Signtech™

4444 Federal Blvd. San Diego CA 92102
 Phone: (619) 527-6100 / Fax: (619) 527-6111
 signtech.com



JP Morgan Chase Bank
 #C60019110610

US Rte 66 and Coors Blvd NW
 111 Coors Blvd NW
 Albuquerque, NM 87121

Initial Date: 10/20/21
 Salesperson: Arthur Navarro
 Coordinator: Lorena P Leon
 Designer: ASena
 Scale: As noted

CUSTOMER APPROVAL

Customer Signature _____ Date _____

COPY, COLORS & SIZES

Signtech does NOT provide primary electrical to sign location -
RESPONSIBILITY OF OTHERS!

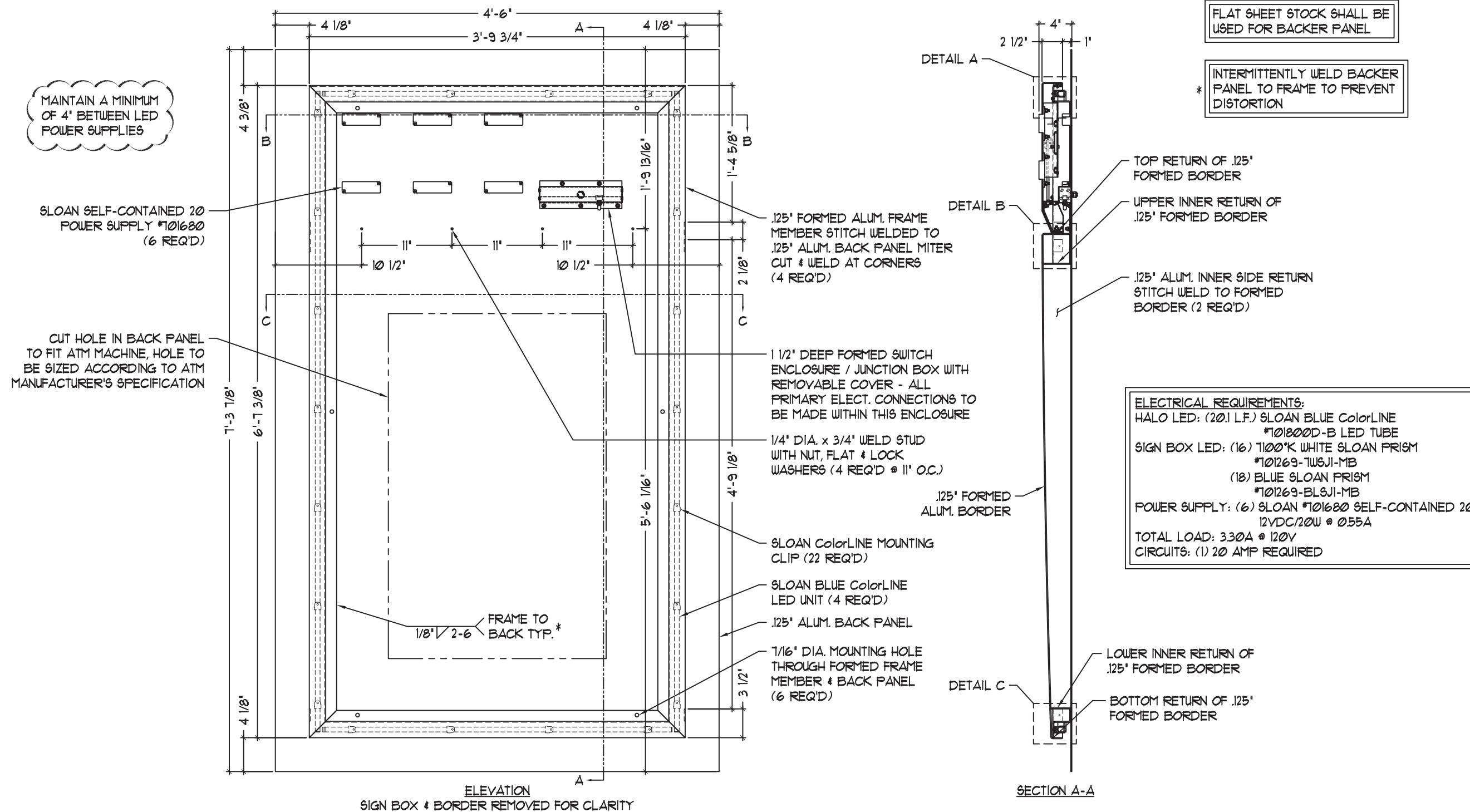
Customer Signature _____ Date _____

This design is the exclusive property of Signtech and cannot be reproduced in whole or in part, without their prior written approval.

Drawing Number: 21-01717

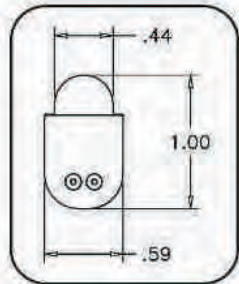
Project ID: CHASE_C60019110610_1

Revision: R5 - 11.04.21



ColorLINE

The Ultimate LED Border Tube



- Super Bright
- Profile Similar to Neon
- Lit, Mitered Corners
- Fully Compatible with All SloanLED 12 VDC Products

COLORLINE SIZES AND CUT LENGTHS:

- (3) EA. #701800D-B (96 1/2" LONG)
- MAKE VERTICAL TUBES FROM (2) 96 1/2" PARTS.
- MAKE HORIZONTAL TUBES FROM (1) 96 1/2" PART.
- EACH PART MUST HAVE A FACTORY RUBBER END.
- ONCE PLASTIC CAP IS ATTACHED TO THE CUT SIDE, THE TUBE WILL FINISH AT **77 5/32"** FOR VERTICAL IN LENGTH INCLUDING CAP.
- THE TUBE WILL FINISH AT **45 3/16"** FOR HORIZONTAL IN LENGTH INCLUDING CAP.



Signtech™

4444 Federal Blvd. San Diego CA 92102
Phone: (619) 527-6100 / Fax: (619) 527-6111
signtech.com



JP Morgan Chase Bank
#C60019110610

US Rte 66 and Coors Blvd NW
111 Coors Blvd NW
Albuquerque, NM 87121

Initial Date: 10/20/21
Salesperson: Arthur Navarro
Coordinator: Lorena P Leon
Designer: ASena
Scale: As noted

CUSTOMER APPROVAL

Customer Signature _____ Date _____

COPY, COLORS & SIZES

Signtech does NOT provide primary electrical to sign location - **RESPONSIBILITY OF OTHERS!**

Customer Signature _____ Date _____

This design is the exclusive property of Signtech and cannot be reproduced in whole or in part, without their prior written approval.

Drawing Number: 21-01717

Project ID: CHASE_C60019110610_1

Revision: R5 - 11.04.21

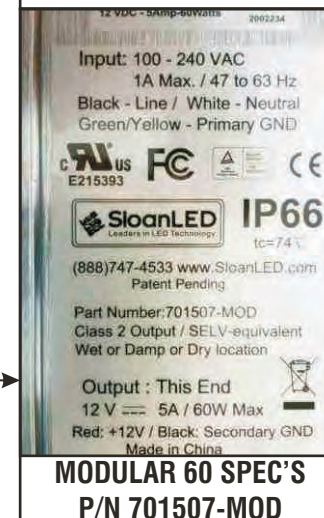
Item Description	Part # (Tube)	Actual Tube Length	Cut Increments	Power per Foot (Meter)	LEDs per Foot (Meter)	Limited Warranty
2' Tube	701800-Color-2	24 1/2" (62cm)	2.4" (6cm)	2.28W (7.5W)	20 (66)	Warm Colors: 5 Year
4' Tube	701800-Color-4	48 1/2" (123cm)	2.4" (6cm)	2.28W (7.5W)	20 (66)	
6' Tube	701800-Color-6	72 1/2" (184cm)	2.4" (6cm)	2.28W (7.5W)	20 (66)	
8' Tube	701800-Color-8	96 1/2" (245cm)	2.4" (6cm)	2.28W (7.5W)	20 (66)	

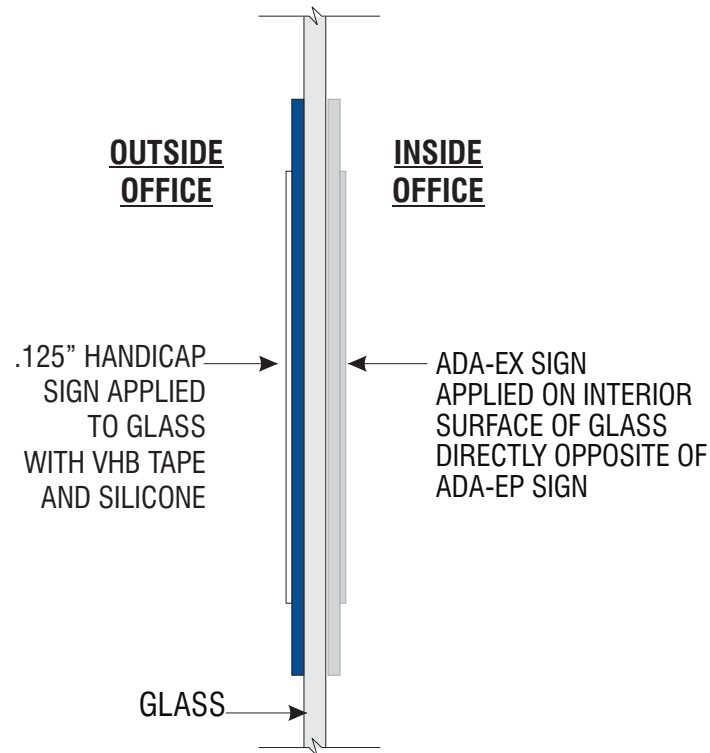
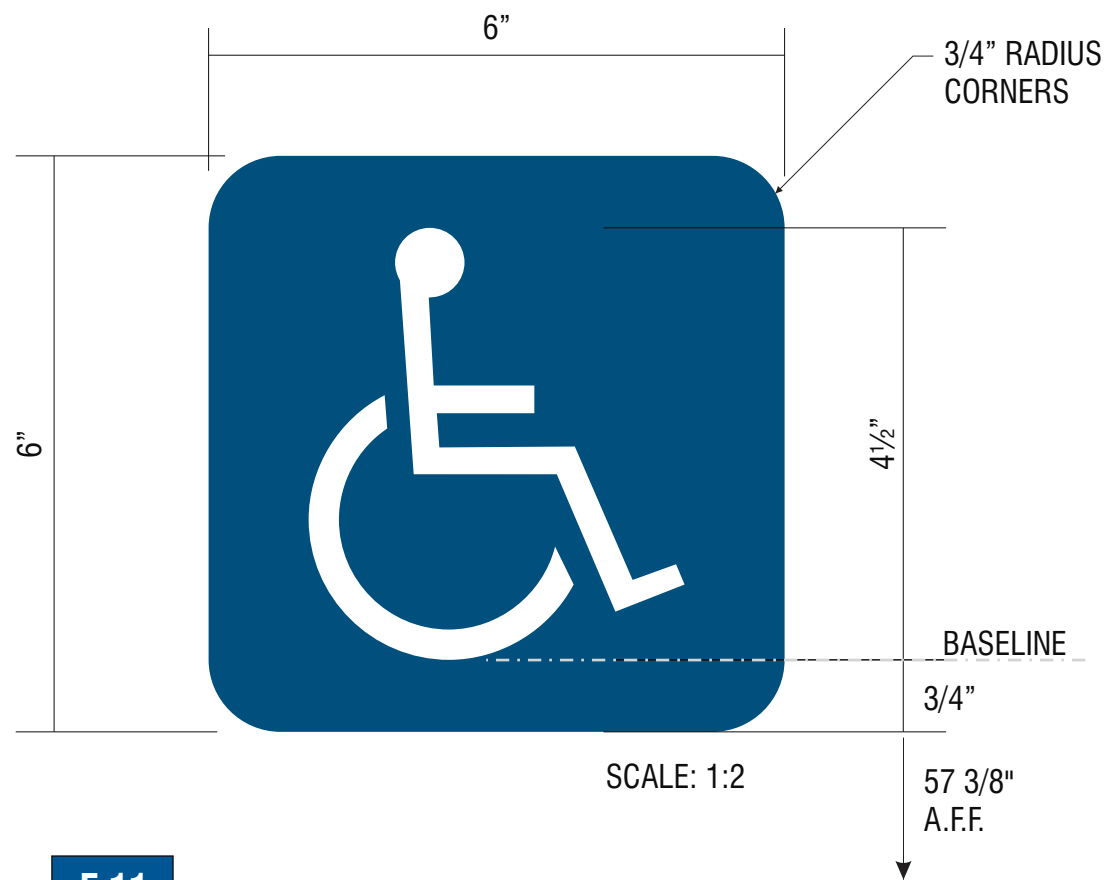
~~Warm Colors: Red, Orange, Yellow Cool Colors: Blue, Green, White~~

Feet (Meter) per 12VDC Power Supply

SloanLED Power Supply	Self Contained	Modular	Quad
	20	60	240
ColorLINE # Feet (Meters)	8 (2.5)	24 (7.5)	96 (30) 24 (7.5) per leg

SLOAN 12V POWER UNIT





E.11

SIGN TYPE ADA-EP **ACCESSIBLE BUILDING ENTRANCE - A02**

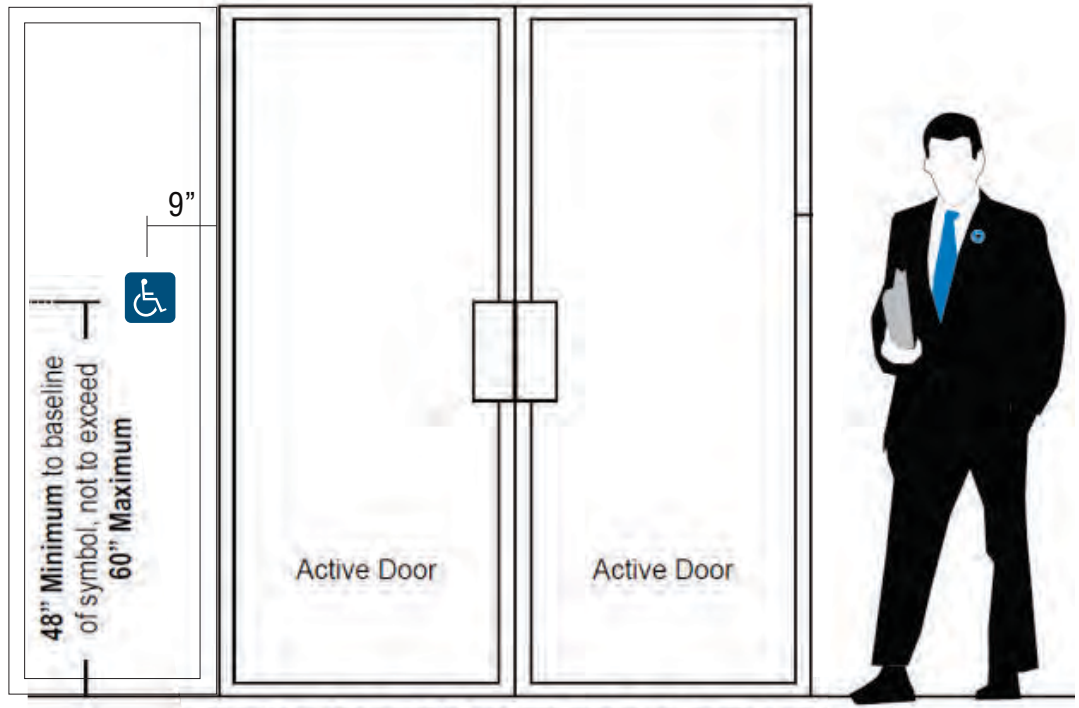
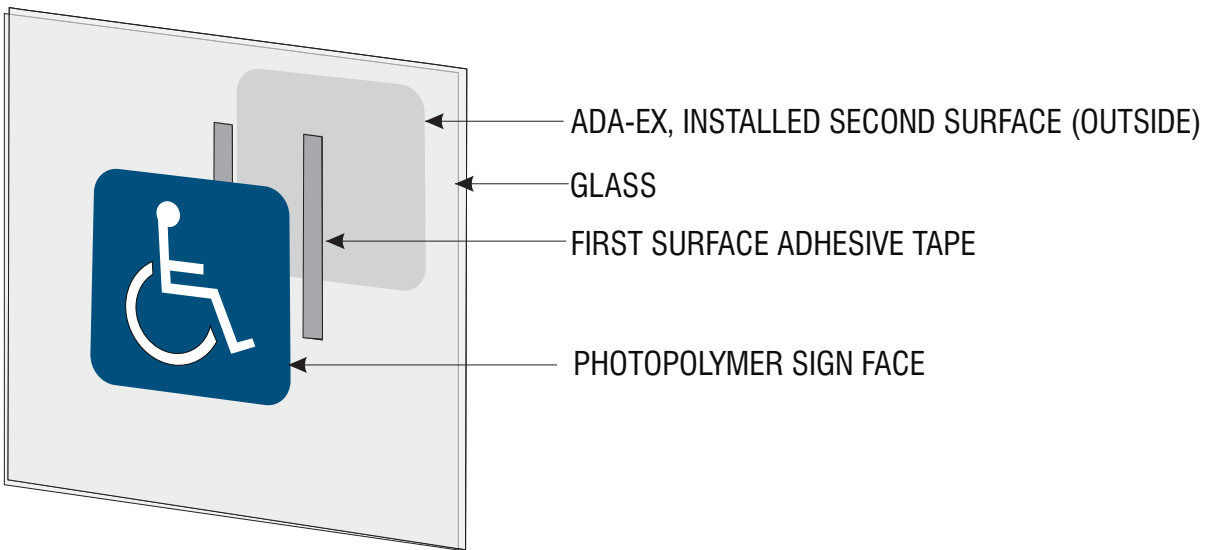
MANUFACTURE AND INSTALL ONE (1) ADA STANDARD ENTRANCE PLAQUE

FACE: 1/8" BLUE GRAVOTAC #341-501V, SATIN NON-GLARE FINISH.

ISA SYMBOL: 1/32" RAISED, BRIGHT WHITE GRAVOTAC.

BRILLE: 1/32" RAISED CLEAR BEAD, MAXIMUM 1/16" DIA.

INSTALL: MOUNT TO LATCH SIDE OF DOOR WITH VHB TAPE AND SILICONE.



Double door with both doors active, sign is mounted to the left of the left side door



Signtech™

4444 Federal Blvd. San Diego CA 92102
 Phone: (619) 527-6100 / Fax: (619) 527-6111
 signtech.com



JP Morgan Chase Bank
#C60019110610

US Rte 66 and Coors Blvd NW
 111 Coors Blvd NW
 Albuquerque, NM 87121

Initial Date: 10/20/21
 Salesperson: Arthur Navarro
 Coordinator: Lorena P Leon
 Designer: ASena
 Scale: As noted

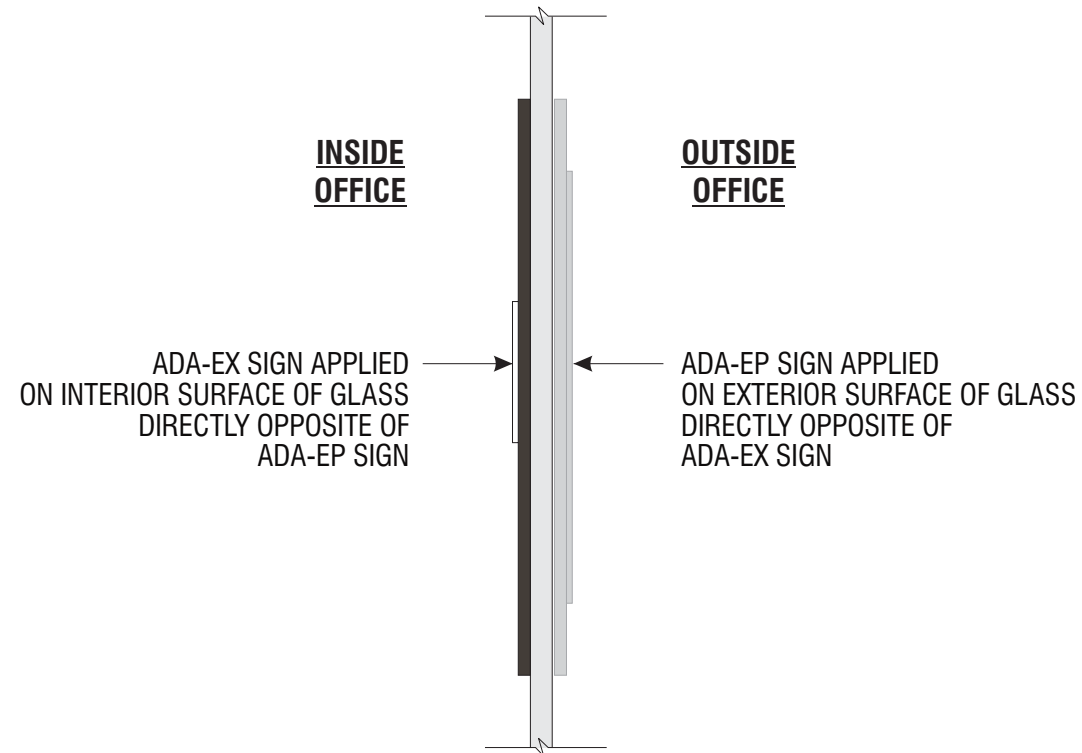
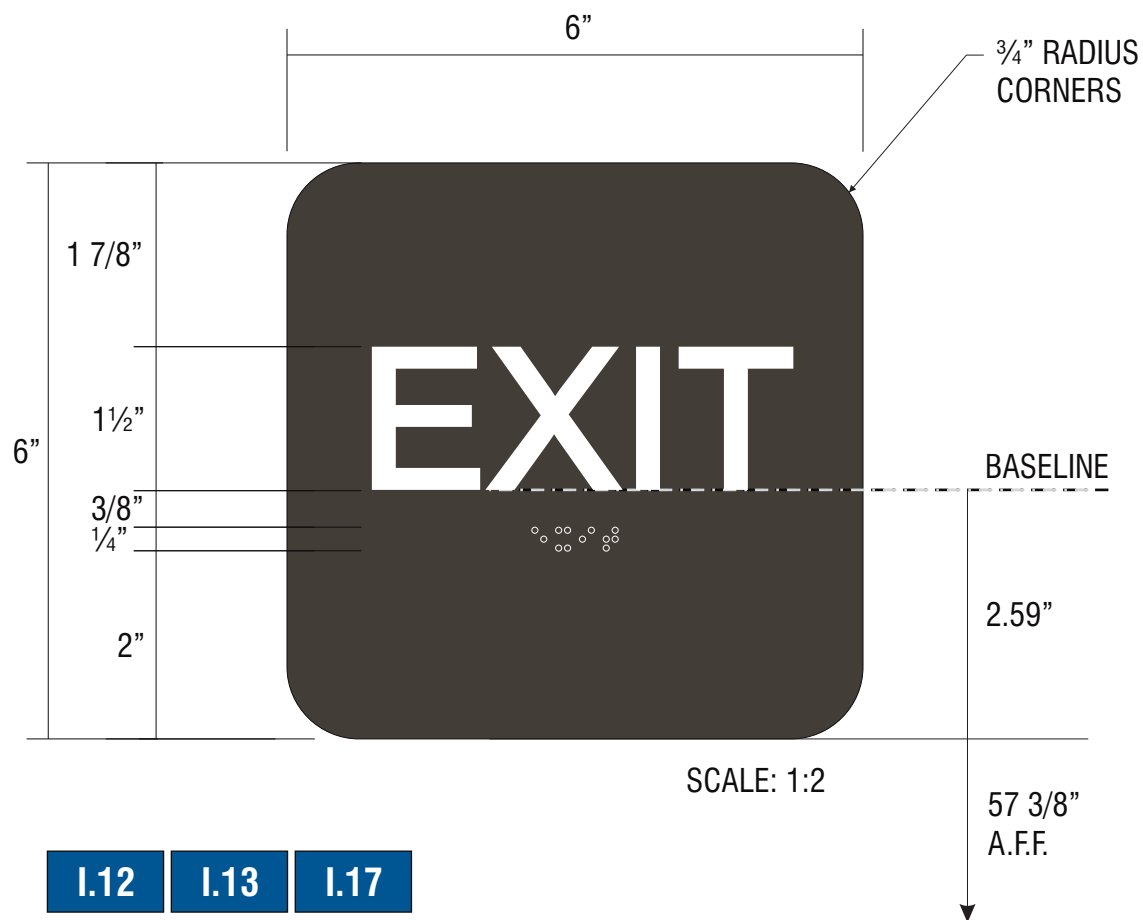
CUSTOMER APPROVAL

Customer Signature _____ Date _____
COPY, COLORS & SIZES

Signtech does NOT provide primary electrical to sign location - **RESPONSIBILITY OF OTHERS!**

Customer Signature _____ Date _____
 This design is the exclusive property of Signtech and cannot be reproduced in whole or in part, without their prior written approval.

Drawing Number: 21-01717
 Project ID: CHASE_C60019110610_1
 Revision: R5 - 11.04.21



I.12 I.13 I.17

SIGN TYPE ADA-EX EXIT DOOR SIGNAGE - A13

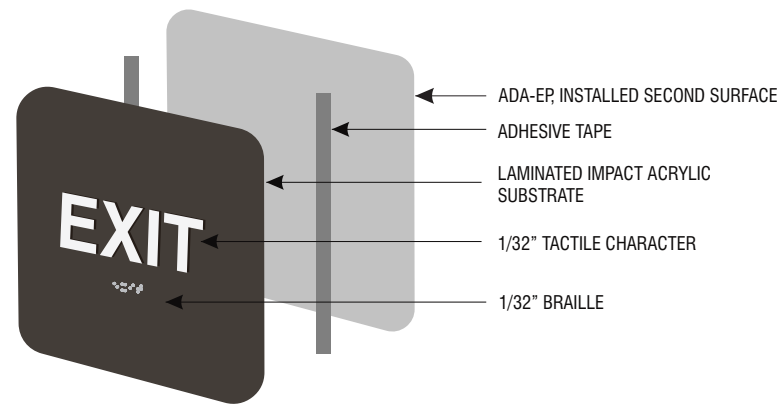
MANUFACTURE AND INSTALL THREE (3) ADA STANDARD EXIT PLAQUES

FACE: 1/8" GRAVOTAC CHARCOAL GREY, SATIN NON-GLARE FINISH.

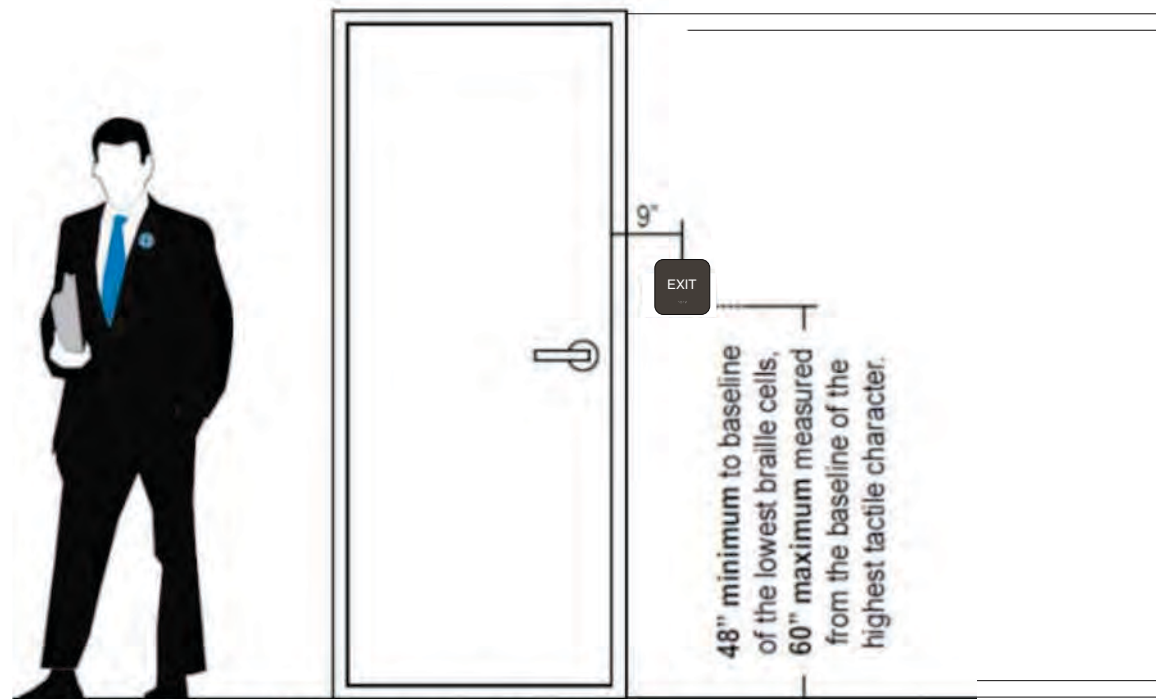
COPY: 1/32" RAISED, BRIGHT WHITE GRAVOTAC. HELVETICA REGULAR TT FONT.

BRILLE: 1/32" RAISED CLEAR BEAD, MAXIMUM 1/16" DIA.

INSTALL: MOUNT TO LATCH SIDE OF DOOR WITH VHB TAPE AND SILCONE.



TYPICAL FABRICATION DETAIL NTS



If latch is on right side of door, sign installed on right side



Signtech™

4444 Federal Blvd. San Diego CA 92102
Phone: (619) 527-6100 / Fax: (619) 527-6111
signtech.com



**JP Morgan Chase Bank
#C60019110610**

US Rte 66 and Coors Blvd NW
111 Coors Blvd NW
Albuquerque, NM 87121

Initial Date: 10/20/21
Salesperson: Arthur Navarro
Coordinator: Lorena P Leon
Designer: ASena
Scale: As noted

CUSTOMER APPROVAL

Customer Signature _____ Date _____

COPY, COLORS & SIZES

Signtech does NOT provide primary electrical to sign location - **RESPONSIBILITY OF OTHERS!**

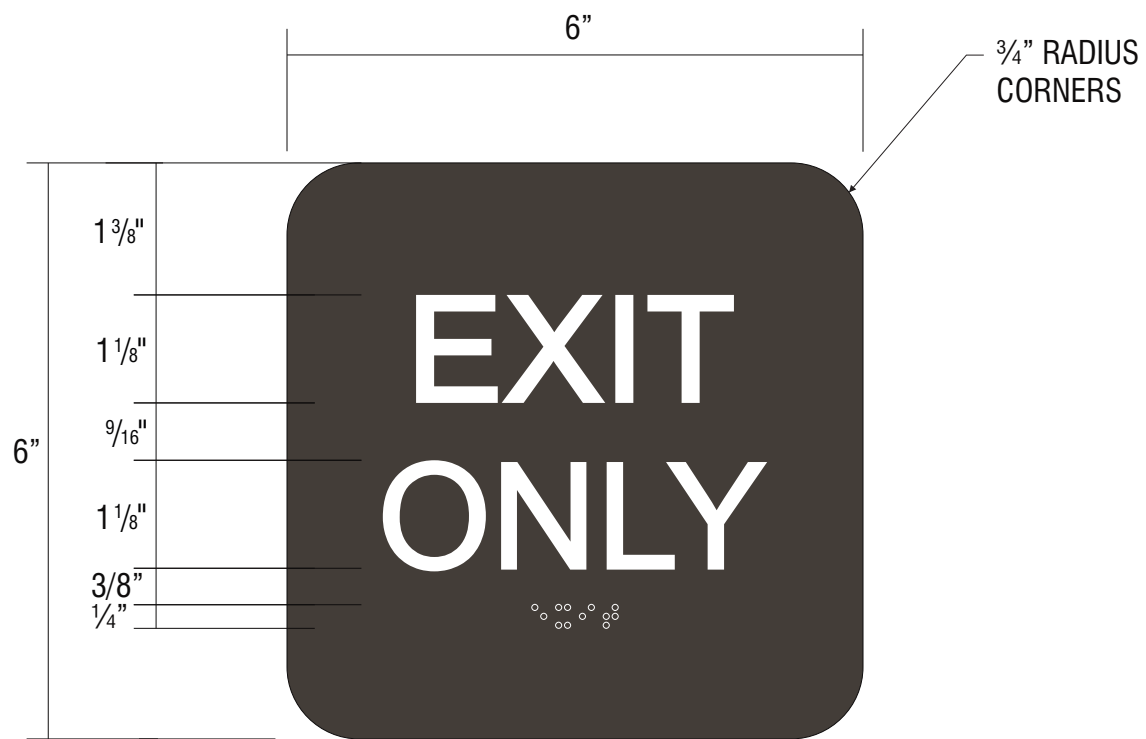
Customer Signature _____ Date _____

This design is the exclusive property of Signtech and cannot be reproduced in whole or in part, without their prior written approval.

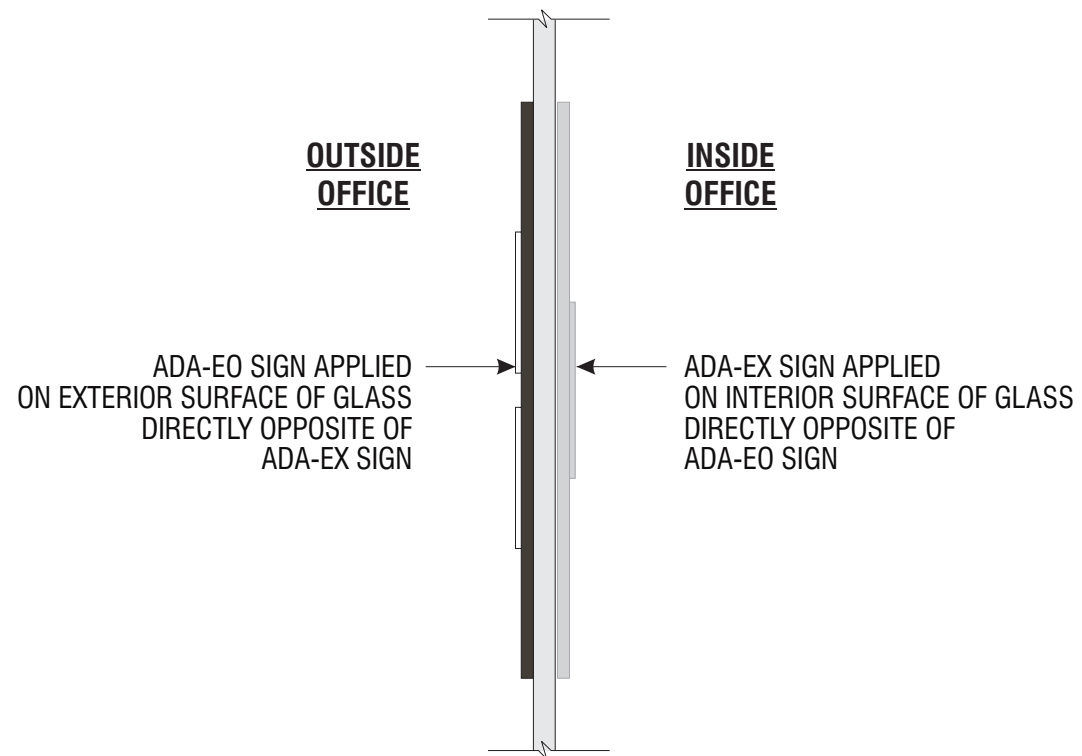
Drawing Number: 21-01717

Project ID: CHASE_C60019110610_1

Revision: R5 - 11.04.21



SCALE: 1:2



E.14

SIGN TYPE ADA-EO EXIT ONLY DOOR SIGNAGE - A13

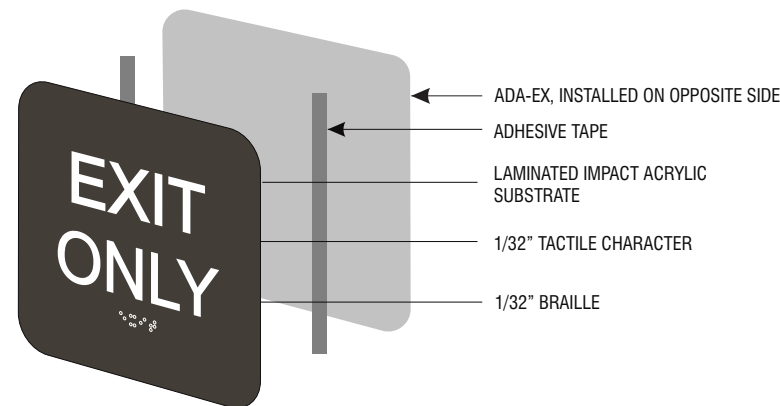
MANUFACTURE AND INSTALL ONE (1) ADA STANDARD EXIT ONLY PLAQUE

FACE: 1/8" GRAVOTAC CHARCOAL GREY, SATIN NON-GLARE FINISH.

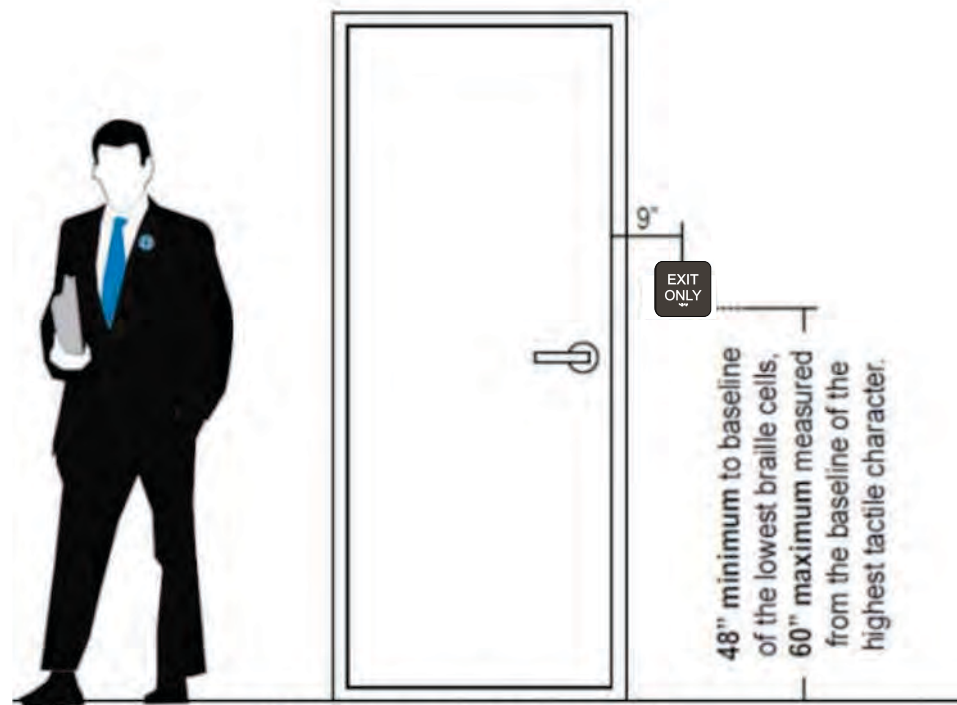
COPY: 1/32" RAISED, BRIGHT WHITE GRAVOTAC. HELVETICA REGULAR TT FONT.

BRILLE: 1/32" RAISED CLEAR BEAD, MAXIMUM 1/16" DIA.

INSTALL: MOUNT TO LATCH SIDE OF DOOR WITH VHB TAPE AND SILCONE.



TYPICAL FABRICATION DETAIL NTS



If latch is on right side of door, sign installed on right side



Signtech™

4444 Federal Blvd. San Diego CA 92102
Phone: (619) 527-6100 / Fax: (619) 527-6111
signtech.com



**JP Morgan Chase Bank
#C60019110610**

US Rte 66 and Coors Blvd NW
111 Coors Blvd NW
Albuquerque, NM 87121

Initial Date: 10/20/21
Salesperson: Arthur Navarro
Coordinator: Lorena P Leon
Designer: ASena
Scale: As noted

CUSTOMER APPROVAL

Customer Signature _____ Date _____

COPY, COLORS & SIZES

Signtech does NOT provide primary electrical to sign location - **RESPONSIBILITY OF OTHERS!**

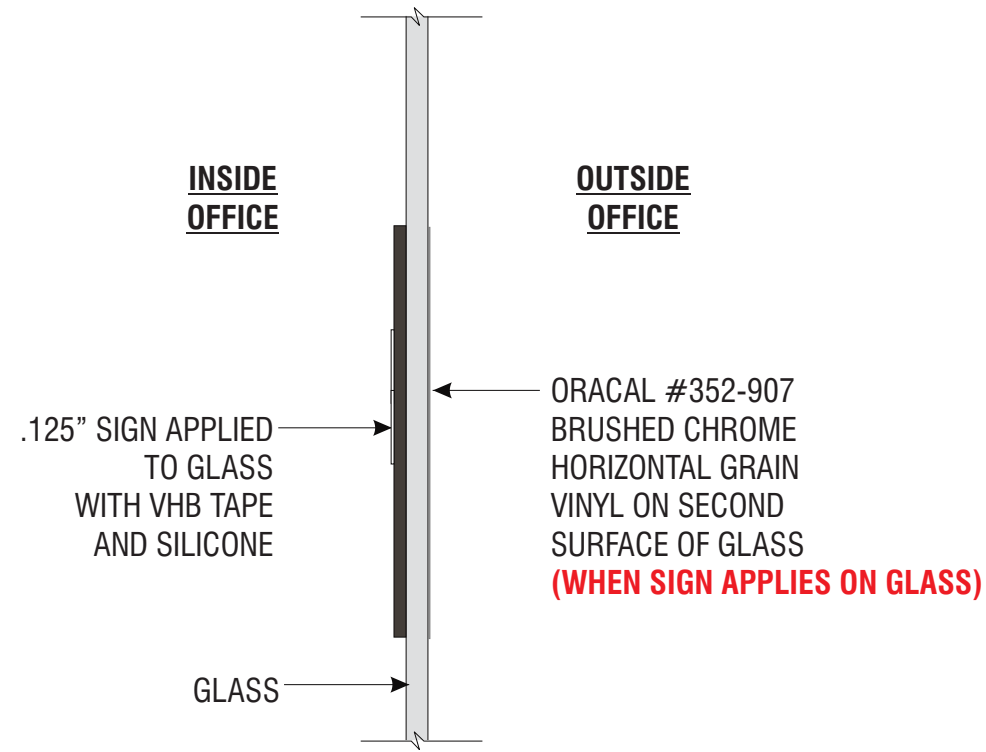
Customer Signature _____ Date _____

This design is the exclusive property of Signtech and cannot be reproduced in whole or in part, without their prior written approval.

Drawing Number: 21-01717

Project ID: CHASE_C60019110610_1

Revision: R5 - 11.04.21



I.15

SIGN TYPE ADA-EEX EMERGENCY EXIT **PERMANENT EMERGENCY EXIT DOOR SIGNAGE - A13E**

MANUFACTURE AND INSTALL ONE (1) DOOR IDENTIFICATION PLAQUE

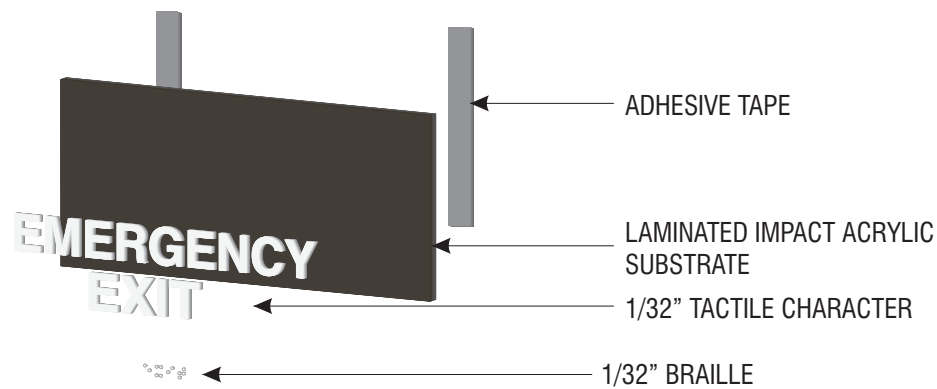
FACE: 1/8" GRAVOTAC CHARCOAL GREY, SATIN NON-GLARE FINISH.

COPY: 1/32" RAISED, BRIGHT WHITE GRAVOTAC. HELVETICA REGULAR TT FONT.

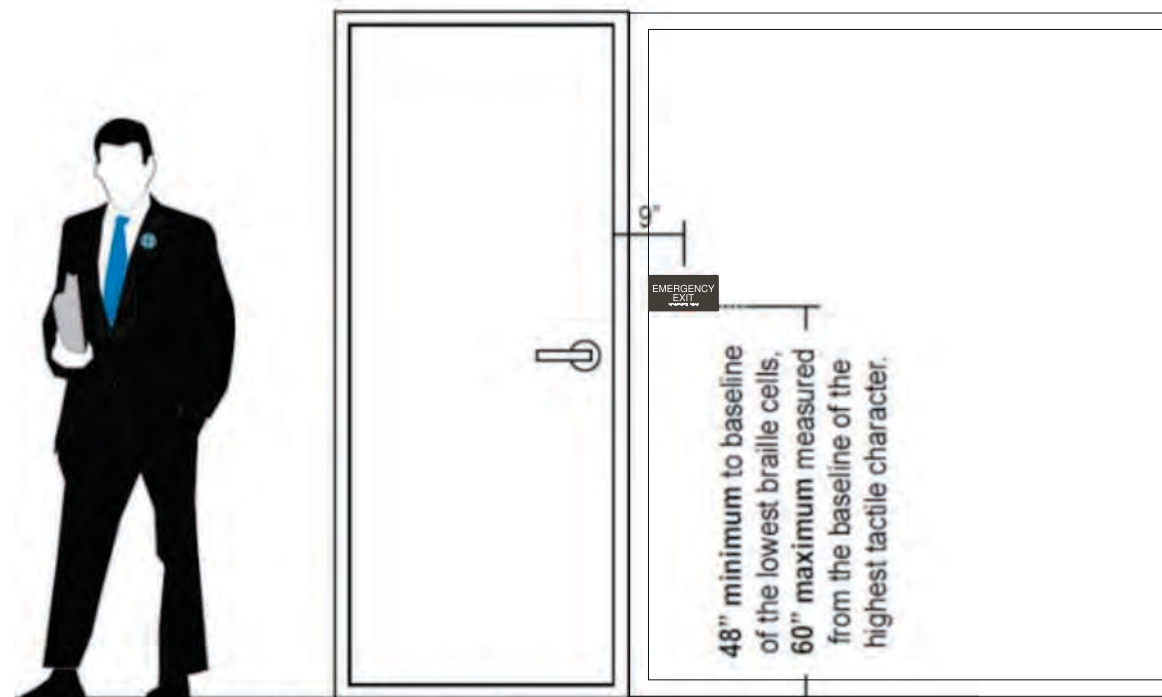
BRILLE: GRADE II STANDARD, 1/32" RAISED CLEAR BEAD, MAXIMUM 1/16" DIA.

INSTALL: MOUNT TO LATCH SIDE OF DOOR WITH VHB TAPE AND SILICONE.

WHEN SIGN APPLIES ON GLASS: APPLY LAYER OF 6" X 6" ORACAL #352-907 BRUSHED CHROME HORIZONTAL GRAIN VINYL ON SECOND SURFACE OF GLASS (CUT SHAPE TO MATCH FRONT PLAQUE)



TYPICAL FABRICATION DETAIL NTS



If latch is on right side of door, sign installed on right side



Signtech™

4444 Federal Blvd. San Diego CA 92102
Phone: (619) 527-6100 / Fax: (619) 527-6111
signtech.com



**JP Morgan Chase Bank
#C60019110610**

US Rte 66 and Coors Blvd NW
111 Coors Blvd NW
Albuquerque, NM 87121

Initial Date: 10/20/21
Salesperson: Arthur Navarro
Coordinator: Lorena P Leon
Designer: ASena
Scale: As noted

CUSTOMER APPROVAL

Customer Signature _____ Date _____

COPY, COLORS & SIZES

Signtech does NOT provide primary electrical to sign location - **RESPONSIBILITY OF OTHERS!**

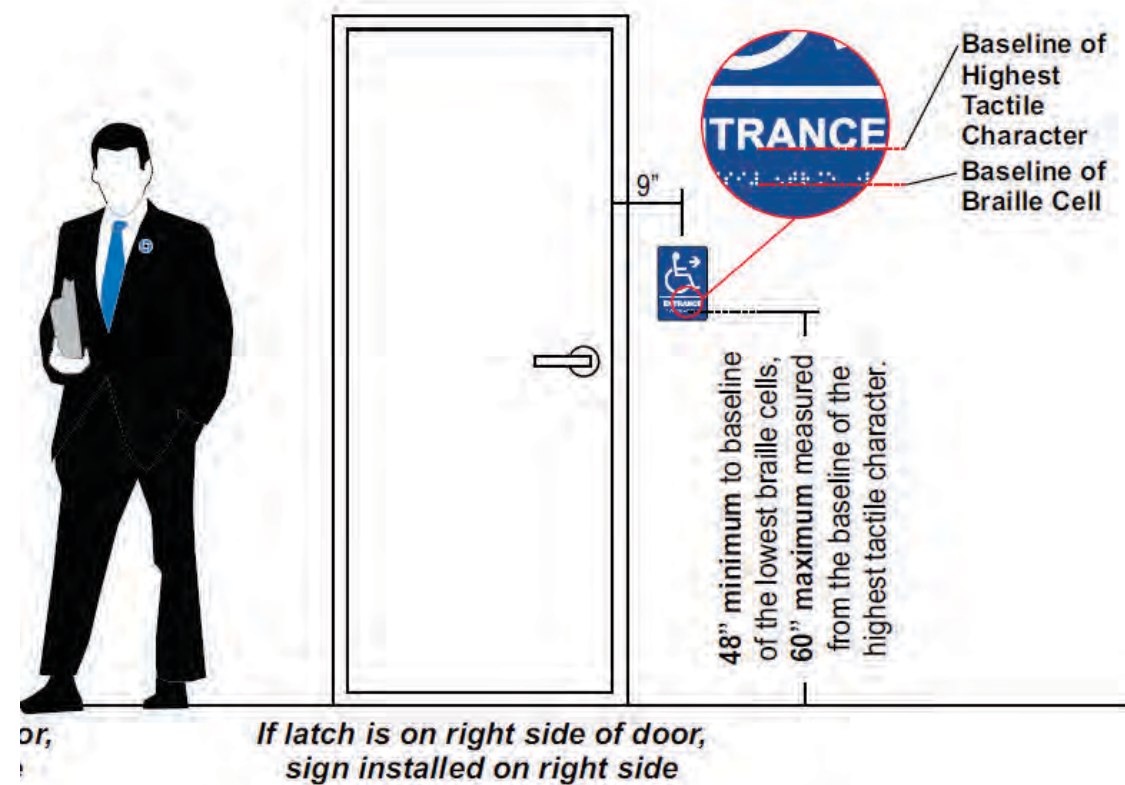

Customer Signature _____ Date _____

This design is the exclusive property of Signtech and cannot be reproduced in whole or in part, without their prior written approval.

Drawing Number: 21-01717

Project ID: CHASE_C60019110610_1

Revision: R5 - 11.04.21



E.16

SIGN TYPE ADA-EP-NA-R

BUILDING ENTRANCE DIRECTIONAL FOR ENTRANCES THAT ARE NOT ACCESSIBLE - A15

MANUFACTURE AND INSTALL ONE (1) ADA NON-ACCESSIBLE ENTRANCE PLAQUE

FACE: 1/8" BLUE GRAVOTAC #341-501V, SATIN NON-GLARE FINISH.

COPY & SYMBOLS: 1/32" RAISED, BRIGHT WHITE GRAVOTAC.

BRAILLE: GRADE II ADA STANDARD, 1/32" RAISED CLEAR BEAD, MAXIMUM 1/16" DIA.

INSTALL: MOUNT TO LATCH SIDE OF DOOR WITH VHB TAPE AND SILCONE.



Signtech™

4444 Federal Blvd. San Diego CA 92102
 Phone: (619) 527-6100 / Fax: (619) 527-6111
 signtech.com



**JP Morgan Chase Bank
 #C60019110610**

US Rte 66 and Coors Blvd NW
 111 Coors Blvd NW
 Albuquerque, NM 87121

Initial Date: 10/20/21
 Salesperson: Arthur Navarro
 Coordinator: Lorena P Leon
 Designer: ASena
 Scale: As noted

CUSTOMER APPROVAL

Customer Signature _____ Date _____

COPY, COLORS & SIZES

Signtech does NOT provide primary electrical to sign location - **RESPONSIBILITY OF OTHERS!**

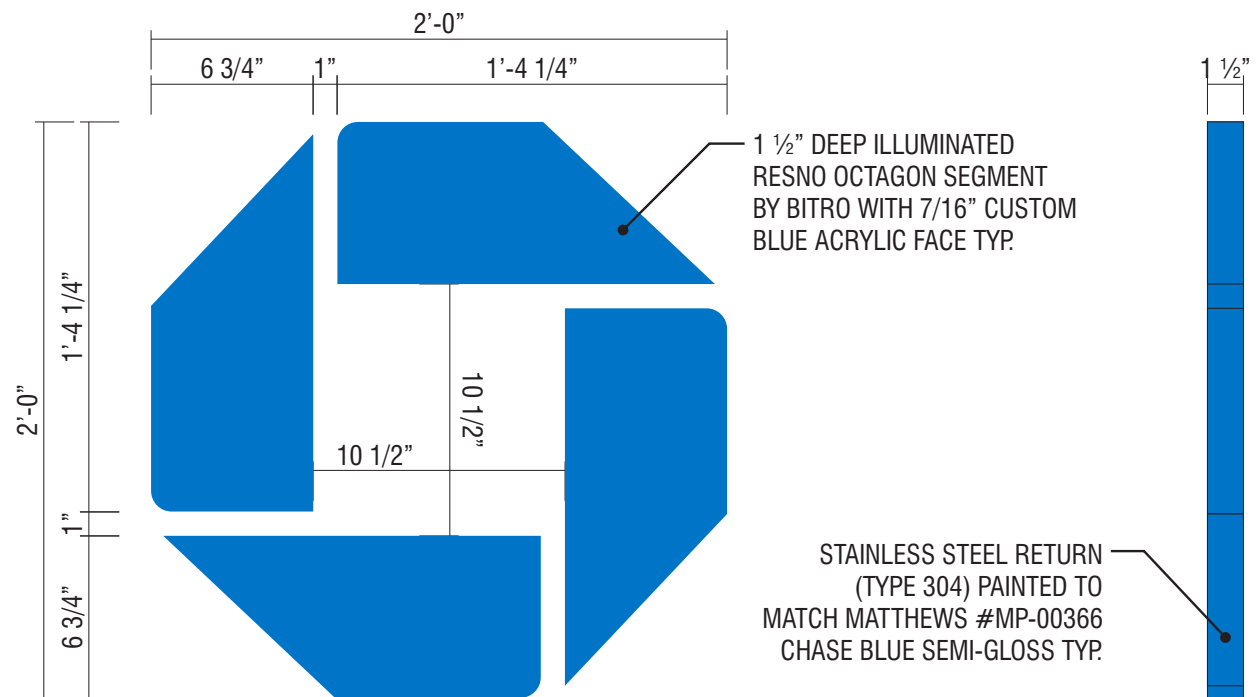
Customer Signature _____ Date _____

This design is the exclusive property of Signtech and cannot be reproduced in whole or in part, without their prior written approval.

Drawing Number: 21-01717

Project ID: CHASE_C60019110610_1

Revision: R5 - 11.04.21



FRONT VIEW SCALE: 1 1/2" = 1'-0"

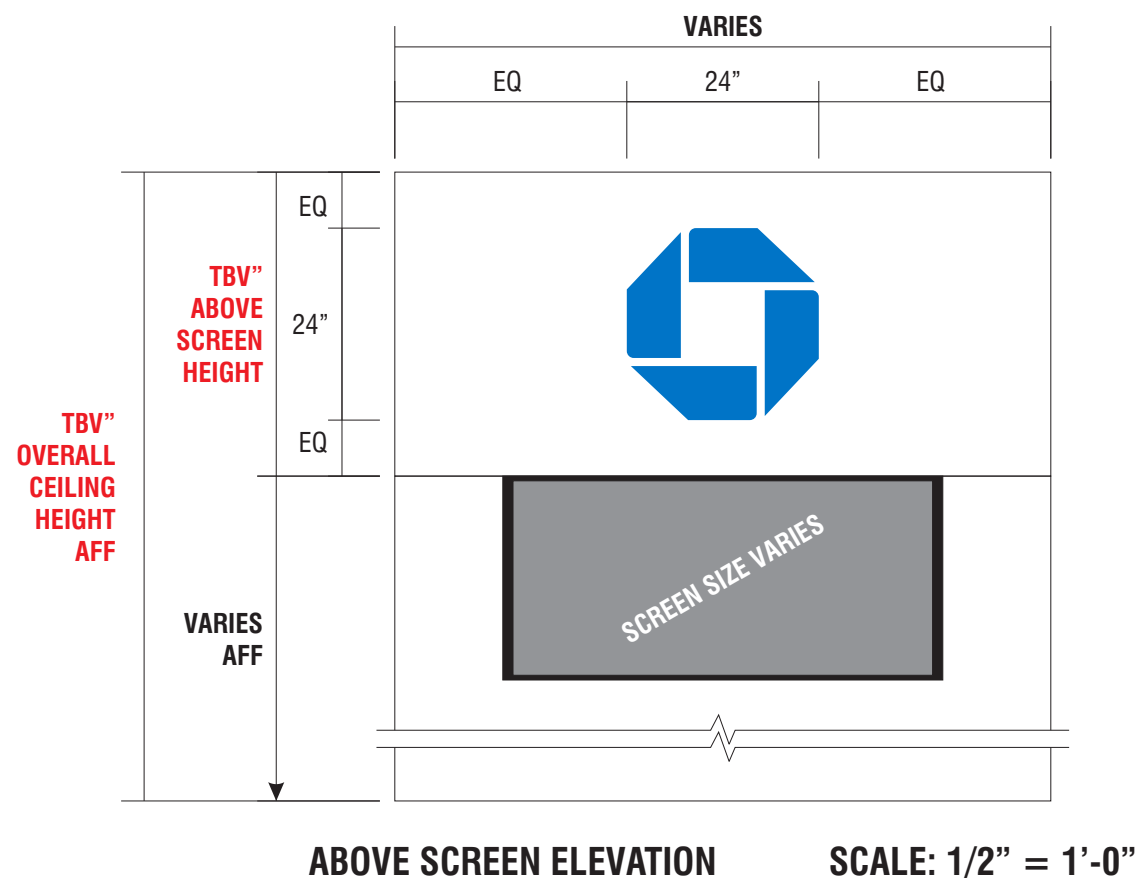
SIDE VIEW SCALE: 1 1/2" = 1'-0"

GENERAL NOTES:

- DESIGN IS BASED ON A 5 PSF LATERAL LOAD FOR INTERIOR APPLICATIONS PER IBC 2015. SEISMIC DESIGN CATEGORY D.
- THE CUSTOMER'S BUILDING ENGINEER IS TO DETERMINE THE ADEQUACY OF THE SUPPORTING STRUCTURE.
- ALL FASTENERS SHALL BE STAINLESS STEEL OR ZINC COATED TO PREVENT CORROSION.
- J.P. MORGAN CHASE WILL NOT BE RESPONSIBLE FOR THE SAFETY ON THIS JOB SITE BEFORE, DURING OR AFTER INSTALLATION OF THIS STRUCTURE. IT IS THE RESPONSIBILITY OF THE CONTRACTORS AND INSTALLERS TO ENSURE THAT THE INSTALLATION AND ERECTION OF THIS STRUCTURE IS PERFORMED USING METHODS THAT ARE IN FULL COMPLIANCE WITH OSHA REGULATIONS.
- ANY DEVIATION FROM THIS DESIGN OR FROM ANY PART OF THIS DRAWING, INCLUDING THE GENERAL NOTES, WITHOUT PRIOR WRITTEN CONSENT FROM J.P. MORGAN CHASE VOIDS THIS DRAWING IN ITS ENTIRETY.
- THE STRUCTURE DESIGNED ON THIS DRAWING IS PROTOTYPICAL AND SHOULD NOT BE USED FOR SITE SPECIFIC APPLICATIONS UNLESS DEEMED SUITABLE BY A COMPETENT PROFESSIONAL ENGINEER.

I.18
SIGN TYPE OCT-24-INT **BLUE BITRO**

MANUFACTURE AND INSTALL ONE (1) INTERNALLY-ILLUMINATED OCTAGON
MINIMUM CLEARANCE REQUIRED IS 38", IF THIS CLEARANCE IS NOT MET DO NOT INSTALL UNLESS SIGNTECH PM HAS AUTHORIZED YOU.



Signtech™

4444 Federal Blvd. San Diego CA 92102
 Phone: (619) 527-6100 / Fax: (619) 527-6111
 signtech.com



JP Morgan Chase Bank
#C60019110610

US Rte 66 and Coors Blvd NW
 111 Coors Blvd NW
 Albuquerque, NM 87121

Initial Date: 10/20/21
 Salesperson: Arthur Navarro
 Coordinator: Lorena P Leon
 Designer: ASena
 Scale: As noted

CUSTOMER APPROVAL

Customer Signature _____ Date _____
COPY, COLORS & SIZES

Signtech does NOT provide primary electrical to sign location - **RESPONSIBILITY OF OTHERS!**

Customer Signature _____ Date _____
 This design is the exclusive property of Signtech and cannot be reproduced in whole or in part, without their prior written approval.

Drawing Number: 21-01717
 Project ID: CHASE_C60019110610_1
 Revision: R5 - 11.04.21



FRONT VIEW

SCALE: 3/8"=1"

I.19

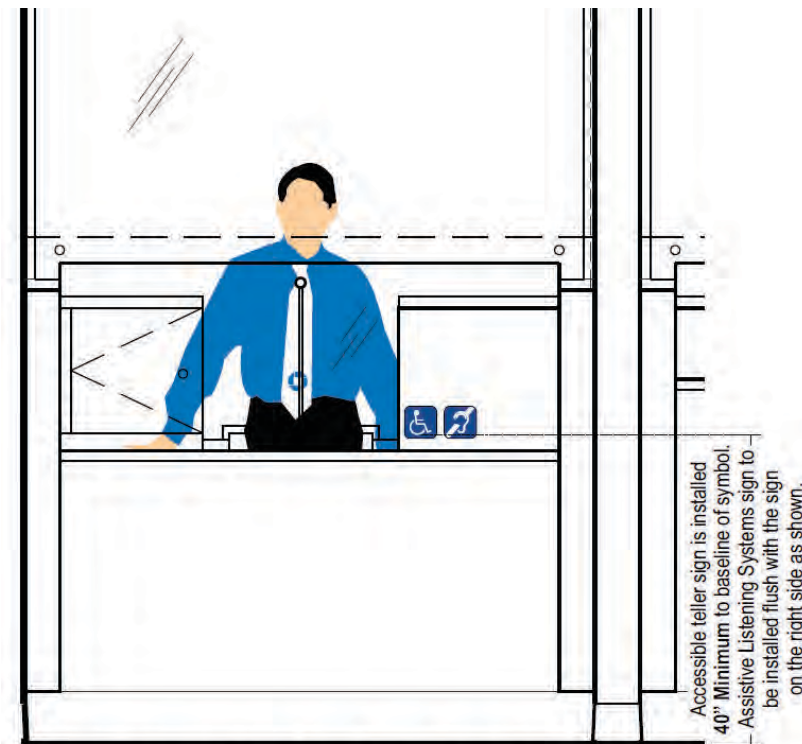
SIGN TYPE ADA-TW **ACCESSIBLE TELLER WINDOW - A14**

MANUFACTURE AND INSTALL ONE (1) ADA ACCESSIBILITY PLAQUE

FACE: 1/8" BLUE GRAVOTAC #341-501V, SATIN NON-GLARE FINISH.

ISA SYMBOL: 1/32" RAISED, BRIGHT WHITE GRAVOTAC.

INSTALL: MOUNT AT ACCESSIBLE TELLER LINE, AS SHOWN, WITH VHB TAPE AND SILCONE.



Placement at Modular Teller Stations ;
with Bullet-Resistant Glass

TYPICAL INSTALLATION - BULLET-RESISTANT GLASS

SCALE: 1/2"=1'-0"



Signtech™

4444 Federal Blvd. San Diego CA 92102
Phone: (619) 527-6100 / Fax: (619) 527-6111
signtech.com



JP Morgan Chase Bank
#C60019110610

US Rte 66 and Coors Blvd NW
111 Coors Blvd NW
Albuquerque, NM 87121

Initial Date: 10/20/21
Salesperson: Arthur Navarro
Coordinator: Lorena P Leon
Designer: ASena
Scale: As noted

CUSTOMER APPROVAL

Customer Signature _____ Date _____
COPY, COLORS & SIZES

Signtech does NOT provide primary
electrical to sign location -
RESPONSIBILITY OF OTHERS!

Customer Signature _____ Date _____

This design is the exclusive property of Signtech
and cannot be reproduced in whole or in part,
without their prior written approval.

Drawing Number: 21-01717

Project ID: CHASE_C60019110610_1

Revision: R5 - 11.04.21



I.20

SIGN TYPE ADA-TW-ALS

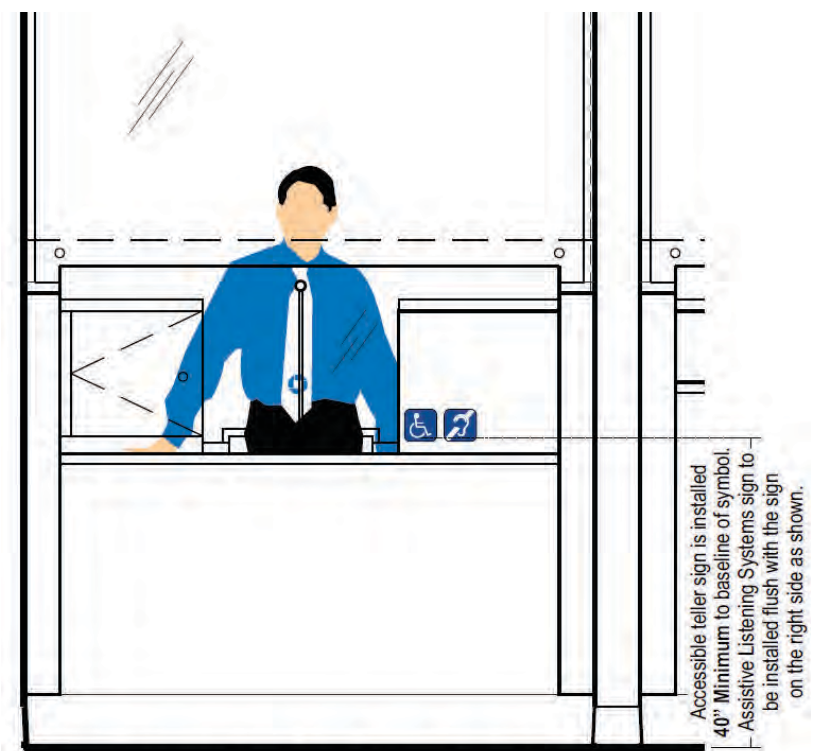
FOR ACCESSIBLE WINDOW WHERE ASSISTED LISTENING SYSTEMS INSTALLED - A19

MANUFACTURE AND INSTALL ONE (1) ADA ASSISTED LISTENING SYSTEM PLAQUE

FACE: 1/8" BLUE GRAVOTAC #341-501V, SATIN NON-GLARE FINISH.

SYMBOL GRAPHICS: 1/32" RAISED, BRIGHT WHITE GRAVOTAC.

INSTALL: MOUNT AT ACCESSIBLE TELLER LINE, AS SHOWN, WITH VHB TAPE AND SILCONE.



Placement at Modular Teller Stations with Bullet-Resistant Glass



Signtech™

4444 Federal Blvd. San Diego CA 92102
 Phone: (619) 527-6100 / Fax: (619) 527-6111
 signtech.com



**JP Morgan Chase Bank
 #C60019110610**

US Rte 66 and Coors Blvd NW
 111 Coors Blvd NW
 Albuquerque, NM 87121

Initial Date: 10/20/21
 Salesperson: Arthur Navarro
 Coordinator: Lorena P Leon
 Designer: ASena
 Scale: As noted

CUSTOMER APPROVAL

Customer Signature _____ Date _____
COPY, COLORS & SIZES

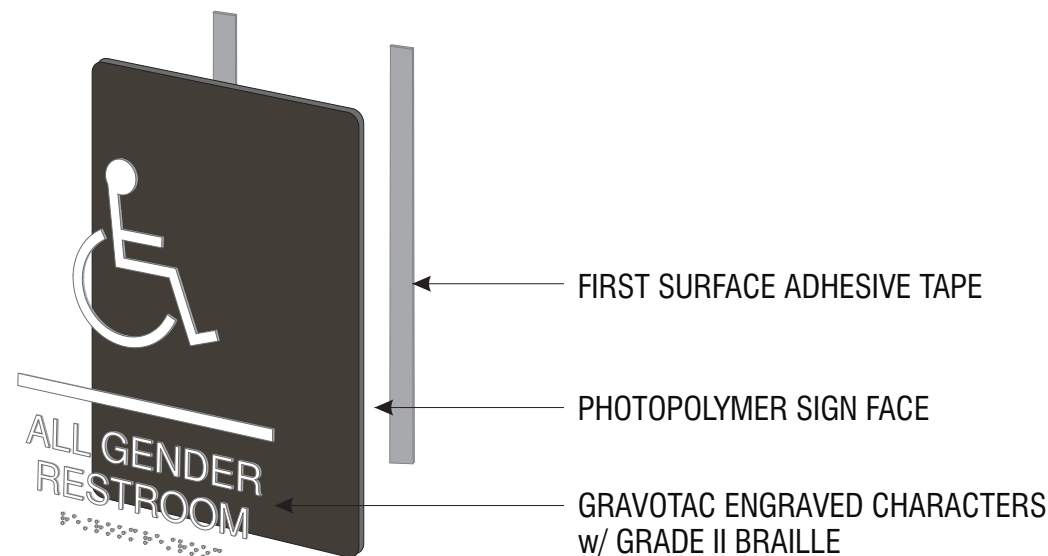
Signtech does NOT provide primary electrical to sign location -
RESPONSIBILITY OF OTHERS!

Customer Signature _____ Date _____
 This design is the exclusive property of Signtech and cannot be reproduced in whole or in part, without their prior written approval.

Drawing Number: 21-01717
 Project ID: CHASE_C60019110610_1
 Revision: R5 - 11.04.21



FRONT VIEW SCALE 1:2



I.21 I.22

SIGN TYPE ADA-RRAG-A-G FOR ACCESSIBLE SINGLE-STALL RESTROOMS ACROSS U.S.A. (ex CA) - 109

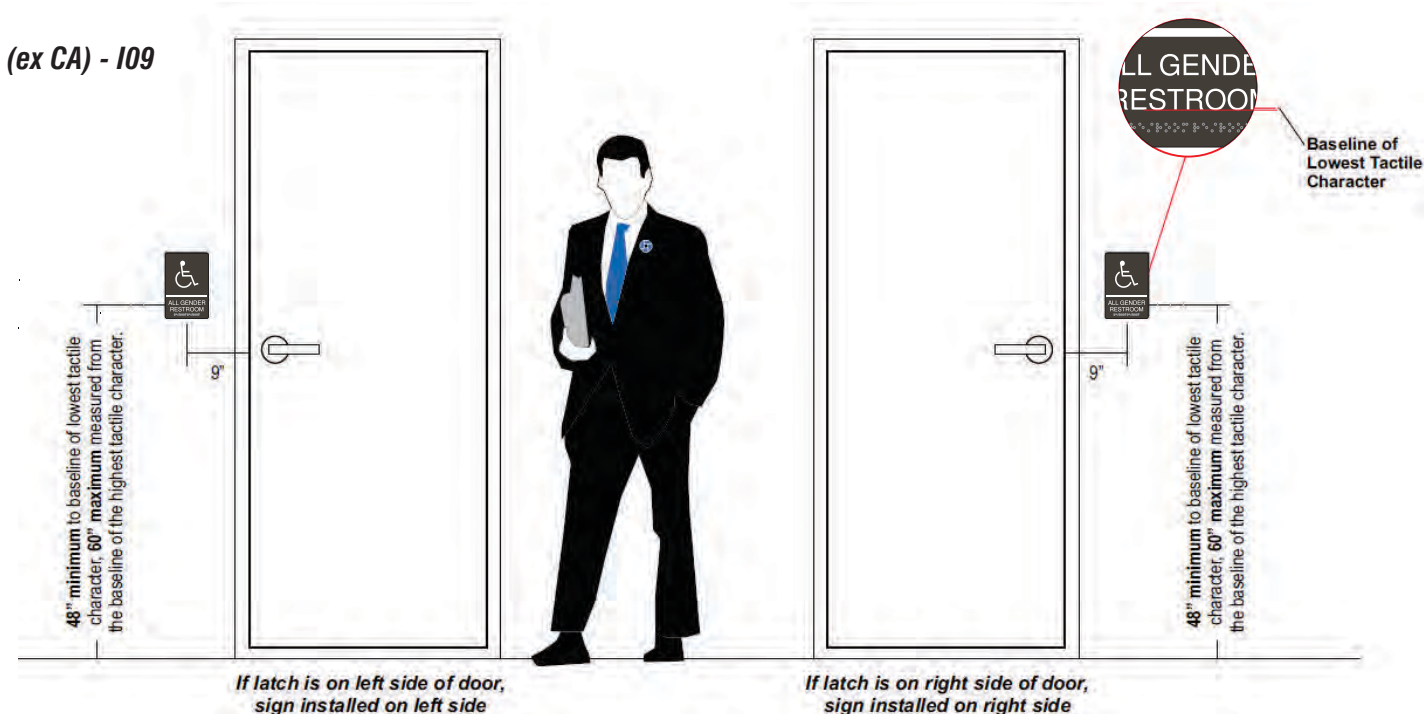
MANUFACTURE AND INSTALL TWO (2) ADA ALL-GENDER RESTROOM SIGNS

FACE: 1/16" PHOTOPOLYMER (NOVACRYL PT-060M), CUT TO SHAPE W/ PHOTO-ETCHED RAISED COPY & BRAILLE.
PAIN TO MATCH PANTONE BLACK 7C, SATIN FINISH.

COPY: 1/32" RAISED, SATIN WHITE FACES. TYPESTYLE: TT HELVETICA BOLD.

BRAILLE: GRADE II ADA STANDARD, RAISED 1/32", MAXIMUM 1/10" DOT DIA.

INSTALL: MOUNT TO LATCH SIDE OF DOOR WITH VHB TAPE AND SILCONE.



Signtech™

4444 Federal Blvd. San Diego CA 92102
 Phone: (619) 527-6100 / Fax: (619) 527-6111
 signtech.com



**JP Morgan Chase Bank
 #C60019110610**

US Rte 66 and Coors Blvd NW
 111 Coors Blvd NW
 Albuquerque, NM 87121

Initial Date: 10/20/21
 Salesperson: Arthur Navarro
 Coordinator: Lorena P Leon
 Designer: ASena
 Scale: As noted

CUSTOMER APPROVAL

Customer Signature _____ Date _____

COPY, COLORS & SIZES

Signtech does NOT provide primary electrical to sign location -
RESPONSIBILITY OF OTHERS!

Customer Signature _____ Date _____

This design is the exclusive property of Signtech and cannot be reproduced in whole or in part, without their prior written approval.

Drawing Number: 21-01717

Project ID: CHASE_C60019110610_1

Revision: R5 - 11.04.21