

BENCH MARKS	
SEE EXISTING CONDITIONS SHEETS FOR BENCHMARK INFORMATION	

ENGINEER'S SEAL

FOR REVIEW ONLY
 April 6, 2022

AS-BUILT INFORMATION	
CONTRACTOR	DATE
WORK STAND BY	DATE
INSPECTORS ACCEPTANCE BY	DATE
FIELD VERIFICATION BY	DATE
DRAWINGS CORRECTED BY	DATE

BY

REVISIONS	
NO.	DATE

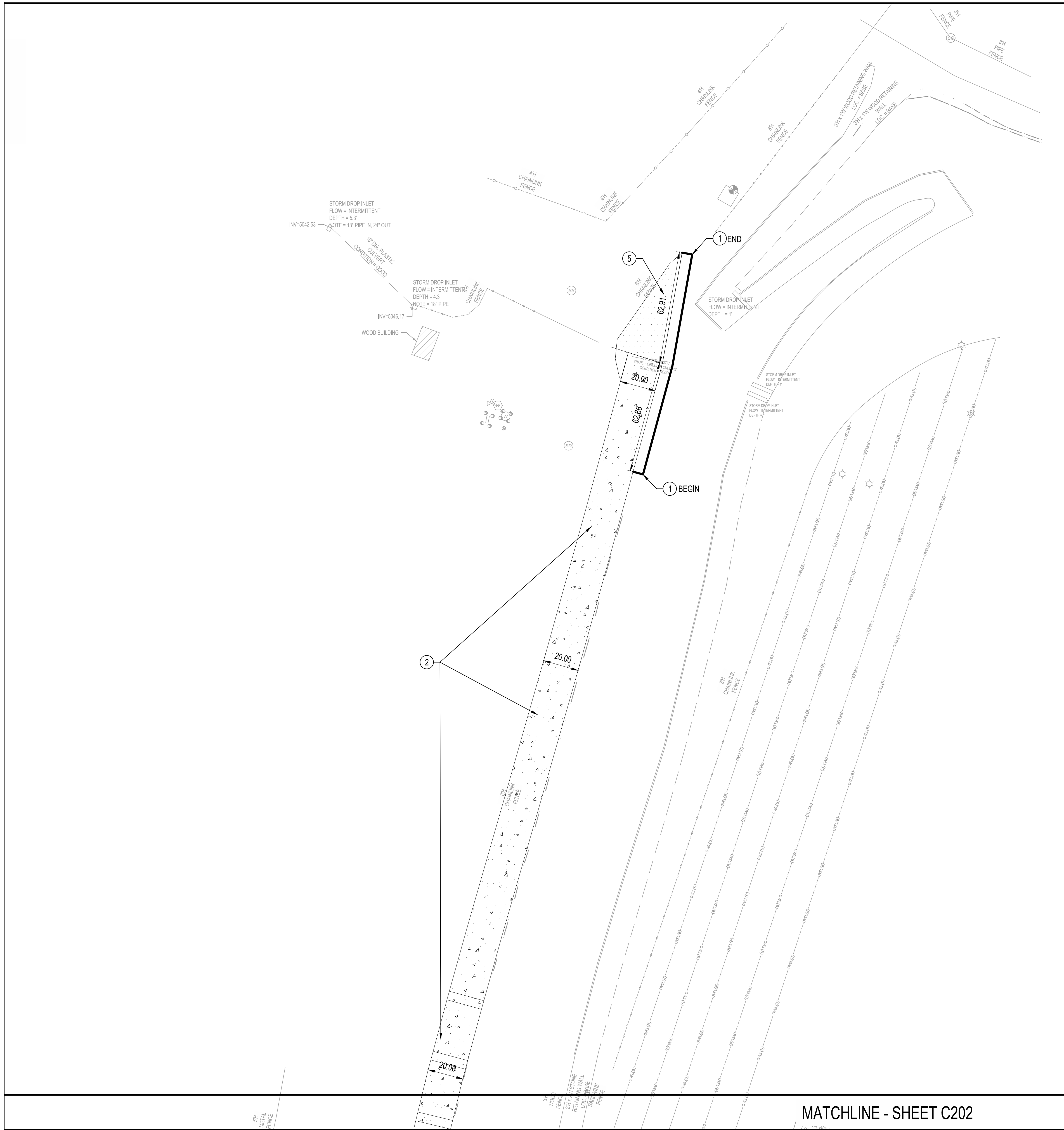
DESIGN	
DESIGNED BY	###
CHECKED BY	###
DRAWN BY	###



**BALLOON FIESTA PARK BUS DEPOT
 OVERALL SITE PLAN**

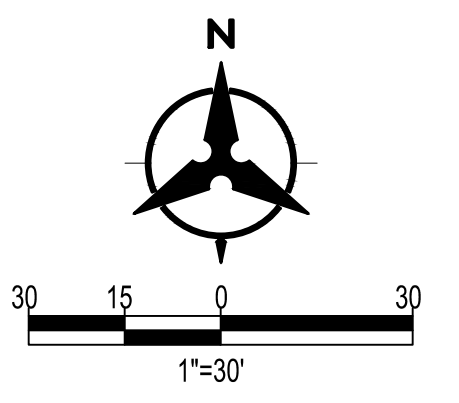
BHI PROJECT NO.	20210318	DWG NO.	C200	SHEET	15	OF	25
-----------------	----------	---------	------	-------	----	----	----

from archived data and are
 lines and easements shown
 reference only.



SITE KEYED NOTES

- INSTALL RETAINING WALL. CONTRACTOR TO COORDINATE WITH REDI-ROCK OR AN APPROVED EQUAL MANUFACTURER TO PROVIDE STAMPED AND SIGNED STRUCTURAL DRAWINGS FOR THE DESIGN OF THE WALL. WALL DESIGN TO MATCH PROPOSED GRADING ON GRADING PLANS AND INCORPORATE DRAINAGE SYSTEM PER MANUFACTURER. WALL DESIGN TO ALSO INCORPORATE FENCING AS SPECIFIED ON THE LANDSCAPE ARCHITECT'S PLANS. PER OWNER'S REQUEST, WALL TYPE/COLOR TO MATCH REDI-ROCK KINGSTONE OR APPROVED EQUAL. CONTRACTOR TO PROVIDE SHOP DRAWINGS TO THE ENGINEER FOR REVIEW AND APPROVAL PRIOR TO ORDERING MATERIALS.
 - INSTALL NEW SIDEWALK PER COA STD DWG 2430.
 - INSTALL ADA RAMP PER DETAIL 3/ C400.
 - INSTALL RAMP AND LANDSCAPE WALL. CONTRACTOR TO COORDINATE WITH REDI-ROCK OR APPROVED EQUAL MANUFACTURER TO PROVIDE STAMPED AND SIGNED STRUCTURAL DRAWINGS FOR THE DESIGN OF THE WALL. WALL DESIGN TO MATCH PROPOSED GRADING ON GRADING PLANS AND INCORPORATE DRAINAGE SYSTEM PER MANUFACTURER. WALL DESIGN TO ALSO INCORPORATE FENCING AS SPECIFIED ON THE LANDSCAPE ARCHITECT'S PLANS. PER OWNER'S REQUEST, WALL TYPE/COLOR TO MATCH REDI-ROCK KINGSTONE OR APPROVED EQUAL. CONTRACTOR TO PROVIDE SHOP DRAWINGS TO THE ENGINEER FOR REVIEW AND APPROVAL PRIOR TO ORDERING MATERIALS.
 - INSTALL ASPHALT PAVEMENT PER DETAIL 1/ C400.
 - INSTALL ADA PATH, RAMP, AND LANDINGS PER DETAIL 8/ C400.
 - INSTALL WHITE REFLECTORIZED THERMOPLASTIC PAVEMENT MARKING PER MUTCD. SEE PLAN FOR PLACEMENT.
 - INSTALL SHALLOW STORM WATER QUALITY POND.
 - NOT USED
 - INSTALL STONE CHECK DAM PER DETAIL 6/ C400.
 - RELOCATE/REPLACE REMOVED SIGNAGE AND/OR BARCADE.
 - INSTALL SIGN AS NOTED ON PLAN PER DETAIL 4/ C400.
 - 5' TRANSITION FROM EXISTING 8" CURB AT GUTTER TO FLUSH.
 - INSTALL STOP SIGN PER DETAIL 5/ C400.
 - INSTALL HEAVY-DUTY CONCRETE PAVEMENT.
 - NOT USED.
 - NOT USED.
 - INSTALL REFLECTORIZED HOT -APPLIED THERMOPLASTIC PAVEMENT MARKING - 4" DOUBLE SOLID YELLOW STRIPE.
 - INSTALL THERMOPLASTIC PAVEMENT MARKING - 8" SOLID YELLOW CHEVRON (20' APART) PER 7/ C400.
 - INSTALL REFLECTORIZED HOT-APPLIED THERMOPLASTIC PAVEMENT MARKING - 4" SOLID WHITE LINE.
 - NOT USED.
 - RELOCATE EXISTING CONCRETE JERSEY BARRIERS. CONTRACTOR TO INSTALL BARRIERS WITH ONLY 5-FT CLEAR OPENING BETWEEN BARRIERS AND CONFIRM THE TOTAL REQUIRED AMOUNT OF BARRIERS.
- * NOT ALL KEYED NOTES USED ON THIS SHEET.



BENCH MARKS	SEE EXISTING CONDITIONS SHEETS FOR BENCHMARK INFORMATION

ENGINEER'S SEAL

XX% FOR REVIEW ONLY

April 6, 2022

AS-BUILT INFORMATION	CONTRACTOR	DATE	WORK STAND BY	DATE	INSPECTORS ACCEPTANCE BY	DATE	FIELD VERIFICATION BY	DATE	DRAWINGS CORRECTED BY	DATE

LEGEND

- ASPHALT PAVEMENT - DRIVELANE PER DETAIL 1, SHEET C400
- ASPHALT PAVEMENT - AUTO PARKING AND MINOR DRIVE AISLES PER DETAIL 2, SHEET C400
- CONCRETE PAVEMENT PER DETAIL 3, SHEET C400
- PROPERTY LINE
- PROPOSED CURB & GUTTER
- EASEMENT
- LANDSCAPED AREAS. SEE LANDSCAPE PLANS FOR MORE INFORMATION.
- CONCRETE SIDEWALK PER DETAIL 4, SHEET C400.
- GRAVITY WALL BY OTHERS. SEE LANDSCAPE PLAN FOR MORE INFORMATION.

NOTE
LANDSCAPING AND SIGNAGE WILL NOT INTERFERE WITH CLEAR SIGHT REQUIREMENTS. THEREFORE, SIGNS, WALLS, TREES, AND SHRUBBERY BETWEEN 3 AND 8 FEET FALL (AS MEASURED FROM THE GUTTER PAN) WILL NOT BE ACCEPTABLE IN THE CLEAR SIGHT TRIANGLE.

NOTE
ALL BROKEN OR CRACKED SIDEWALK OR CURB & GUTTER WITHIN THE ROW MUST BE REPLACED PER COA STD DWG 2415A & 2430.

REVISIONS	NO.	DATE			

Bohannon & Huston
www.bhinc.com 800.877.5332

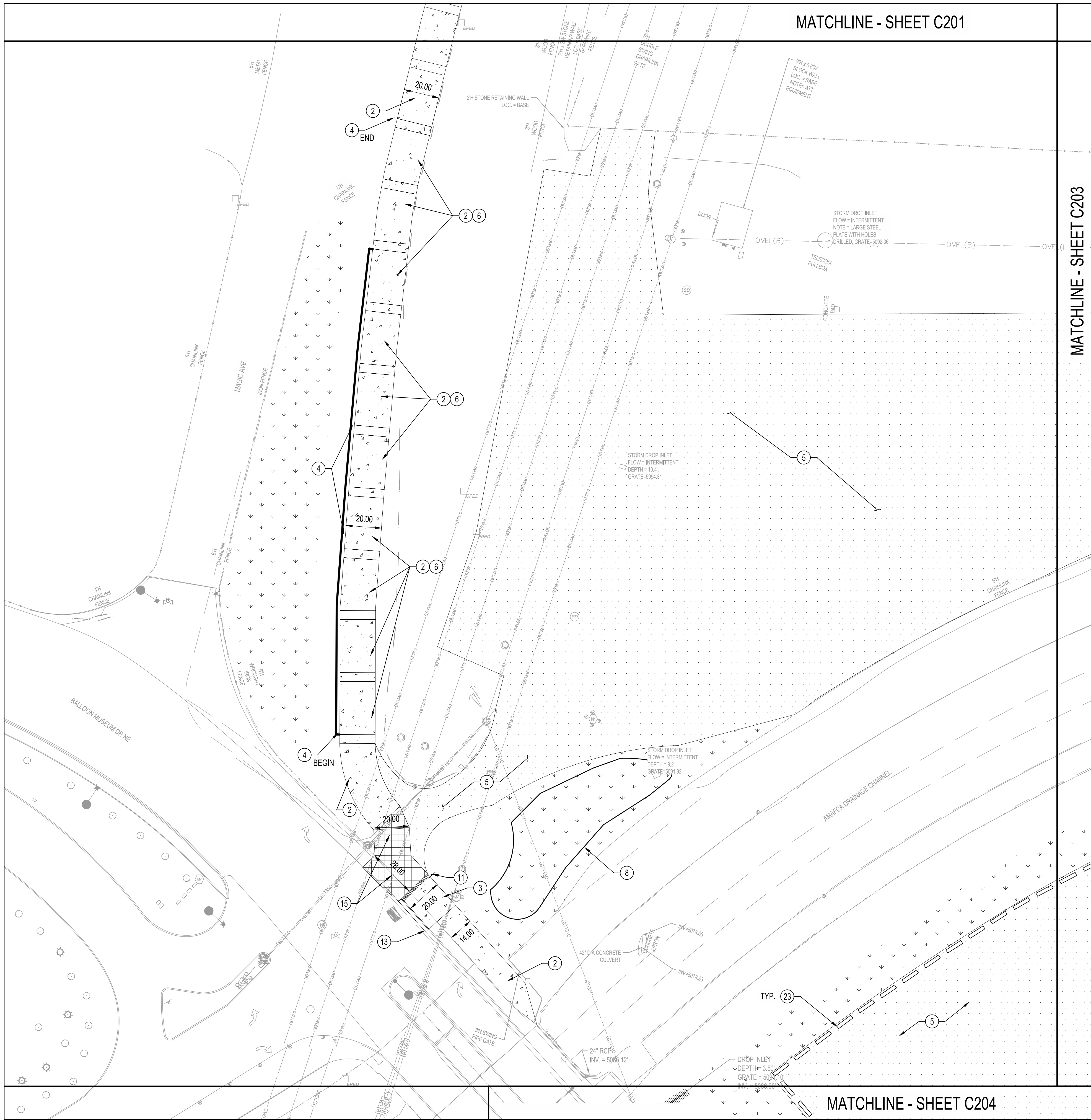
**BALLOON FIESTA PARK BUS DEPOT
SITE PLAN**

DESIGN	DESIGNED BY	XXX
	CHECKED BY	XXX
	DRAWN BY	XXX

MATCHLINE - SHEET C202

Wed, 6-Apr-2022 - 5:19pm. Plotted by: EQUAN
P:\20210318\CDP\Plans\General\20210318_SP01.dwg

MATCHLINE - SHEET C201



MATCHLINE - SHEET C203

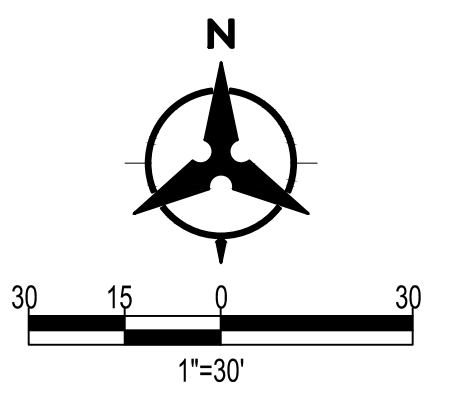
MATCHLINE - SHEET C204

NOTE
LANDSCAPING AND SIGNAGE WILL NOT INTERFERE WITH CLEAR SIGHT REQUIREMENTS. THEREFORE, SIGNS, WALLS, TREES, AND SHRUBBERY BETWEEN 3 AND 8 FEET FALL (AS MEASURED FROM THE GUTTER PAN) WILL NOT BE ACCEPTABLE IN THE CLEAR SIGHT TRIANGLE.

NOTE
ALL BROKEN OR CRACKED SIDEWALK OR CURB & GUTTER WITHIN THE ROW MUST BE REPLACED PER COA STD DWG 2415A & 2430.

SITE KEYED NOTES

1. INSTALL RETAINING WALL. CONTRACTOR TO COORDINATE WITH REDI-ROCK OR AN APPROVED EQUAL MANUFACTURER TO PROVIDE STAMPED AND SIGNED STRUCTURAL DRAWINGS FOR THE DESIGN OF THE WALL. WALL DESIGN TO MATCH PROPOSED GRADING ON GRADING PLANS AND INCORPORATE DRAINAGE SYSTEM PER MANUFACTURER. WALL DESIGN TO ALSO INCORPORATE FENCING AS SPECIFIED ON THE LANDSCAPE ARCHITECT'S PLANS. PER OWNER'S REQUEST, WALL TYPE/COLOR TO MATCH REDI-ROCK KINGSTONE OR APPROVED EQUAL. CONTRACTOR TO PROVIDE SHOP DRAWINGS TO THE ENGINEER FOR REVIEW AND APPROVAL PRIOR TO ORDERING MATERIALS.
 2. INSTALL NEW SIDEWALK PER COA STD DWG 2430.
 3. INSTALL ADA RAMP PER DETAIL 3/ C400.
 4. INSTALL RAMP AND LANDSCAPE WALL. CONTRACTOR TO COORDINATE WITH REDI-ROCK OR APPROVED EQUAL MANUFACTURER TO PROVIDE STAMPED AND SIGNED STRUCTURAL DRAWINGS FOR THE DESIGN OF THE WALL. WALL DESIGN TO MATCH PROPOSED GRADING ON GRADING PLANS AND INCORPORATE DRAINAGE SYSTEM PER MANUFACTURER. WALL DESIGN TO ALSO INCORPORATE FENCING AS SPECIFIED ON THE LANDSCAPE ARCHITECT'S PLANS. PER OWNER'S REQUEST, WALL TYPE/COLOR TO MATCH REDI-ROCK KINGSTONE OR APPROVED EQUAL. CONTRACTOR TO PROVIDE SHOP DRAWINGS TO THE ENGINEER FOR REVIEW AND APPROVAL PRIOR TO ORDERING MATERIALS.
 5. INSTALL ASPHALT PAVEMENT PER DETAIL 1/ C400.
 6. INSTALL ADA PATH, RAMP, AND LANDINGS PER DETAIL 8/ C400.
 7. INSTALL WHITE REFLECTORIZED THERMOPLASTIC PAVEMENT MARKING PER MUTCD. SEE PLAN FOR PLACEMENT.
 8. INSTALL SHALLOW STORM WATER QUALITY POND.
 9. NOT USED.
 10. INSTALL STONE CHECK DAM PER DETAIL 6/ C400.
 11. RELOCATE/REPLACE REMOVED SIGNAGE AND/OR BARCADE.
 12. INSTALL SIGN AS NOTED ON PLAN PER DETAIL 4/ C400.
 13. 5' TRANSITION FROM EXISTING 8" CURB AT GUTTER TO FLUSH.
 14. INSTALL STOP SIGN PER DETAIL 5/ C400.
 15. INSTALL HEAVY-DUTY CONCRETE PAVEMENT.
 16. NOT USED.
 17. NOT USED.
 18. NOT USED.
 19. INSTALL REFLECTORIZED HOT-APPLIED THERMOPLASTIC PAVEMENT MARKING - 4" DOUBLE SOLID YELLOW STRIPE.
 20. INSTALL THERMOPLASTIC PAVEMENT MARKING - 8" SOLID YELLOW CHEVRON (20' APART) PER 7/ C400.
 21. INSTALL REFLECTORIZED HOT-APPLIED THERMOPLASTIC PAVEMENT MARKING - 4" SOLID WHITE LINE.
 22. NOT USED.
 23. RELOCATE EXISTING CONCRETE JERSEY BARRIERS. CONTRACTOR TO INSTALL BARRIERS WITH ONLY 5-FT CLEAR OPENING BETWEEN BARRIERS AND CONFIRM THE TOTAL REQUIRED AMOUNT OF BARRIERS.
- * NOT ALL KEYED NOTES USED ON THIS SHEET.



BENCH MARKS	
SEE EXISTING CONDITIONS SHEETS FOR BENCHMARK INFORMATION	

ENGINEER'S SEAL

FOR REVIEW ONLY

April 6, 2022

AS-BUILT INFORMATION	
CONTRACTOR	DATE
WORK STAND BY	DATE
INSPECTORS ACCEPTANCE BY	DATE
FIELD VERIFICATION BY	DATE
DRAWINGS CORRECTED BY	DATE

LEGEND

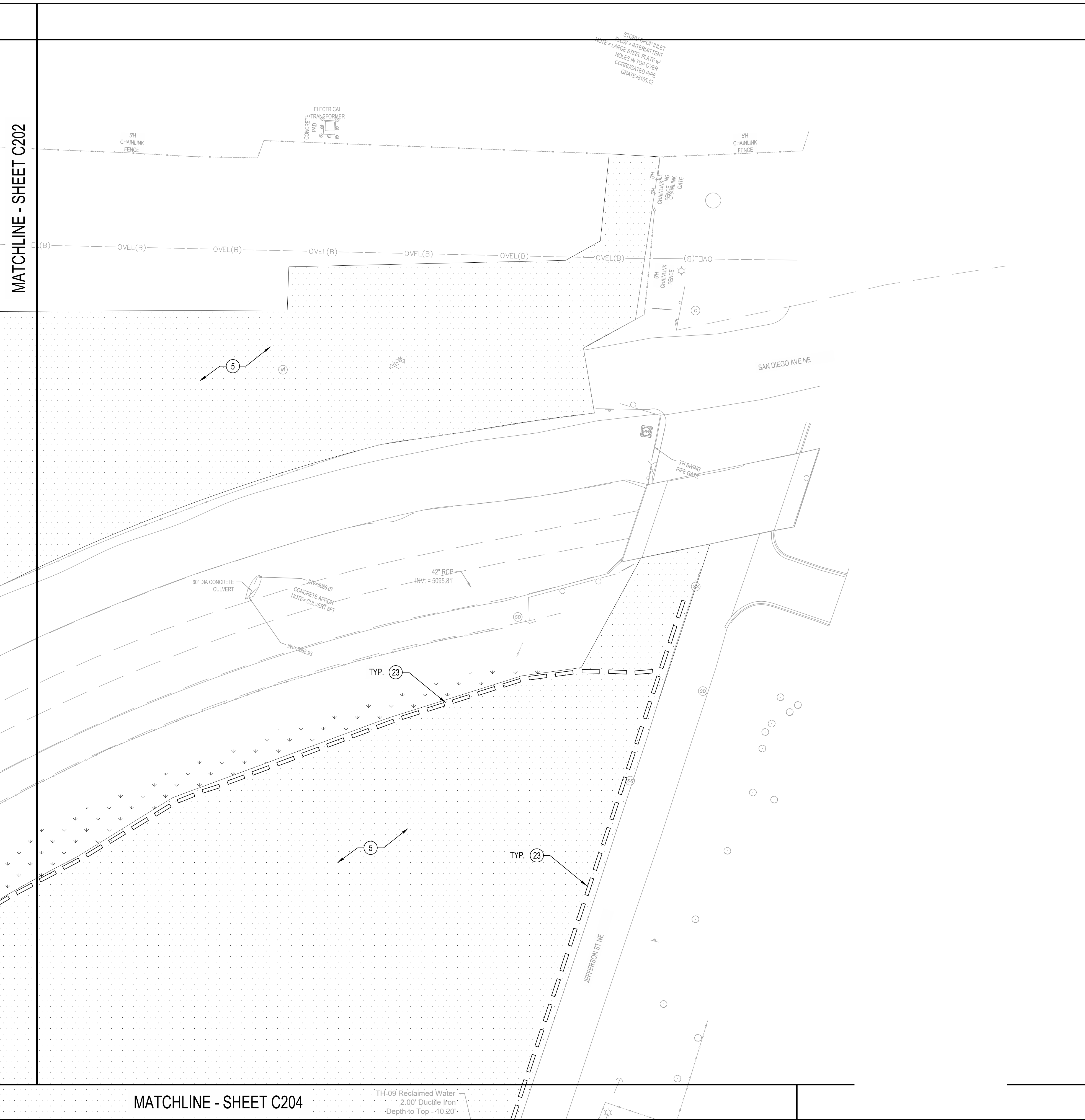
- ASPHALT PAVEMENT - DRIVELANE PER DETAIL 1, SHEET C400
- ASPHALT PAVEMENT - AUTO PARKING AND MINOR DRIVE AISLES PER DETAIL 2, SHEET C400
- CONCRETE PAVEMENT PER DETAIL 3, SHEET C400
- PROPERTY LINE
- PROPOSED CURB & GUTTER
- EASEMENT
- LANDSCAPED AREAS. SEE LANDSCAPE PLANS FOR MORE INFORMATION.
- CONCRETE SIDEWALK PER DETAIL 4, SHEET C400.
- GRAVITY WALL BY OTHERS. SEE LANDSCAPE PLAN FOR MORE INFORMATION.

Bohannon Huston
www.bhinc.com 800.877.5332

NO.	DATE	DESIGN		
		DESIGNED BY	CHECKED BY	DRAWN BY
		###	###	###

BALLOON FIESTA PARK BUS DEPOT SITE PLAN

Wed, 6-Apr-2022 - 5:19 pm. Plotted by: EQUAN
P:\20210318\CDP\Plan\General\20210318_SP02.dwg



MATCHLINE - SHEET C202

MATCHLINE - SHEET C204

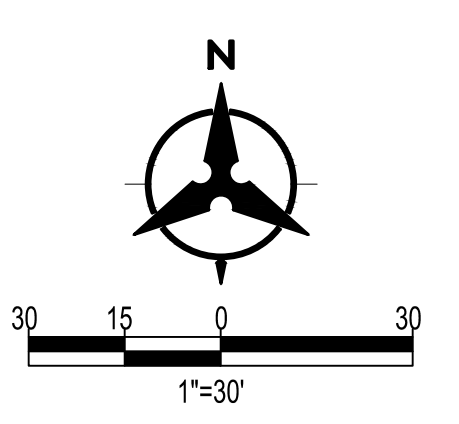
TH-09 Reclaimed Water
2.00' Ductile Iron
Depth to Top - 10.20'

NOTE
LANDSCAPING AND SIGNAGE WILL NOT INTERFERE WITH CLEAR SIGHT REQUIREMENTS. THEREFORE, SIGNS, WALLS, TREES, AND SHRUBBERY BETWEEN 3 AND 8 FEET FALL (AS MEASURED FROM THE GUTTER PAN) WILL NOT BE ACCEPTABLE IN THE CLEAR SIGHT TRIANGLE.

NOTE
ALL BROKEN OR CRACKED SIDEWALK OR CURB & GUTTER WITHIN THE ROW MUST BE REPLACED PER COA STD DWG 2415A & 2430.

SITE KEYED NOTES

1. INSTALL RETAINING WALL. CONTRACTOR TO COORDINATE WITH REDI-ROCK OR AN APPROVED EQUAL MANUFACTURER TO PROVIDE STAMPED AND SIGNED STRUCTURAL DRAWINGS FOR THE DESIGN OF THE WALL. WALL DESIGN TO MATCH PROPOSED GRADING ON GRADING PLANS AND INCORPORATE DRAINAGE SYSTEM PER MANUFACTURER. WALL DESIGN TO ALSO INCORPORATE FENCING AS SPECIFIED ON THE LANDSCAPE ARCHITECT'S PLANS. PER OWNER'S REQUEST, WALL TYPE/COLOR TO MATCH REDI-ROCK KINGSTONE OR APPROVED EQUAL. CONTRACTOR TO PROVIDE SHOP DRAWINGS TO THE ENGINEER FOR REVIEW AND APPROVAL PRIOR TO ORDERING MATERIALS.
 2. INSTALL NEW SIDEWALK PER COA STD DWG 2430.
 3. INSTALL ADA RAMP PER DETAIL 3/ C400.
 4. INSTALL RAMP AND LANDSCAPE WALL. CONTRACTOR TO COORDINATE WITH REDI-ROCK OR APPROVED EQUAL MANUFACTURER TO PROVIDE STAMPED AND SIGNED STRUCTURAL DRAWINGS FOR THE DESIGN OF THE WALL. WALL DESIGN TO MATCH PROPOSED GRADING ON GRADING PLANS AND INCORPORATE DRAINAGE SYSTEM PER MANUFACTURER. WALL DESIGN TO ALSO INCORPORATE FENCING AS SPECIFIED ON THE LANDSCAPE ARCHITECT'S PLANS. PER OWNER'S REQUEST, WALL TYPE/COLOR TO MATCH REDI-ROCK KINGSTONE OR APPROVED EQUAL. CONTRACTOR TO PROVIDE SHOP DRAWINGS TO THE ENGINEER FOR REVIEW AND APPROVAL PRIOR TO ORDERING MATERIALS.
 5. INSTALL ASPHALT PAVEMENT PER DETAIL 1/ C400.
 6. INSTALL ADA PATH, RAMP, AND LANDINGS PER DETAIL 8/ C400.
 7. INSTALL WHITE REFLECTORIZED THERMOPLASTIC PAVEMENT MARKING PER MUTCD. SEE PLAN FOR PLACEMENT.
 8. INSTALL SHALLOW STORM WATER QUALITY POND.
 9. NOT USED.
 10. INSTALL STONE CHECK DAM PER DETAIL 6/ C400.
 11. RELOCATE/REPLACE REMOVED SIGNAGE AND/OR BARCADE.
 12. INSTALL SIGN AS NOTED ON PLAN PER DETAIL 4/ C400.
 13. 5' TRANSITION FROM EXISTING 8" CURB AT GUTTER TO FLUSH.
 14. INSTALL STOP SIGN PER DETAIL 5/ C400.
 15. INSTALL HEAVY-DUTY CONCRETE PAVEMENT.
 16. NOT USED.
 17. NOT USED.
 18. NOT USED.
 19. INSTALL REFLECTORIZED HOT-APPLIED THERMOPLASTIC PAVEMENT MARKING - 4" DOUBLE SOLID YELLOW STRIPE.
 20. INSTALL THERMOPLASTIC PAVEMENT MARKING - 8" SOLID YELLOW CHEVRON (20' APART) PER 7/ C400.
 21. INSTALL REFLECTORIZED HOT-APPLIED THERMOPLASTIC PAVEMENT MARKING - 4" SOLID WHITE LINE.
 22. NOT USED.
 23. RELOCATE EXISTING CONCRETE JERSEY BARRIERS. CONTRACTOR TO INSTALL BARRIERS WITH ONLY 5-FT CLEAR OPENING BETWEEN BARRIERS AND CONFIRM THE TOTAL REQUIRED AMOUNT OF BARRIERS.
- * NOT ALL KEYED NOTES USED ON THIS SHEET.



BENCH MARKS	SEE EXISTING CONDITIONS SHEETS FOR BENCHMARK INFORMATION

ENGINEER'S SEAL

XX% FOR REVIEW ONLY

April 6, 2022

AS-BUILT INFORMATION	CONTRACTOR	DATE	WORK STAMPED BY	DATE	INSPECTORS ACCEPTANCE BY	DATE	FIELD VERIFICATION BY	DATE	DRAWINGS CORRECTED BY	DATE
BY										

LEGEND

	ASPHALT PAVEMENT - DRIVELANE PER DETAIL 1, SHEET C400
	ASPHALT PAVEMENT - AUTO PARKING AND MINOR DRIVE AISLES PER DETAIL 2, SHEET C400
	CONCRETE PAVEMENT PER DETAIL 3, SHEET C400
	PROPERTY LINE
	PROPOSED CURB & GUTTER
	EASEMENT
	LANDSCAPED AREAS. SEE LANDSCAPE PLANS FOR MORE INFORMATION.
	CONCRETE SIDEWALK PER DETAIL 4, SHEET C400.
	GRAVITY WALL BY OTHERS. SEE LANDSCAPE PLAN FOR MORE INFORMATION.

REVISIONS	NO.	DATE

Bohannon Huston
www.bhinc.com 800.877.5332

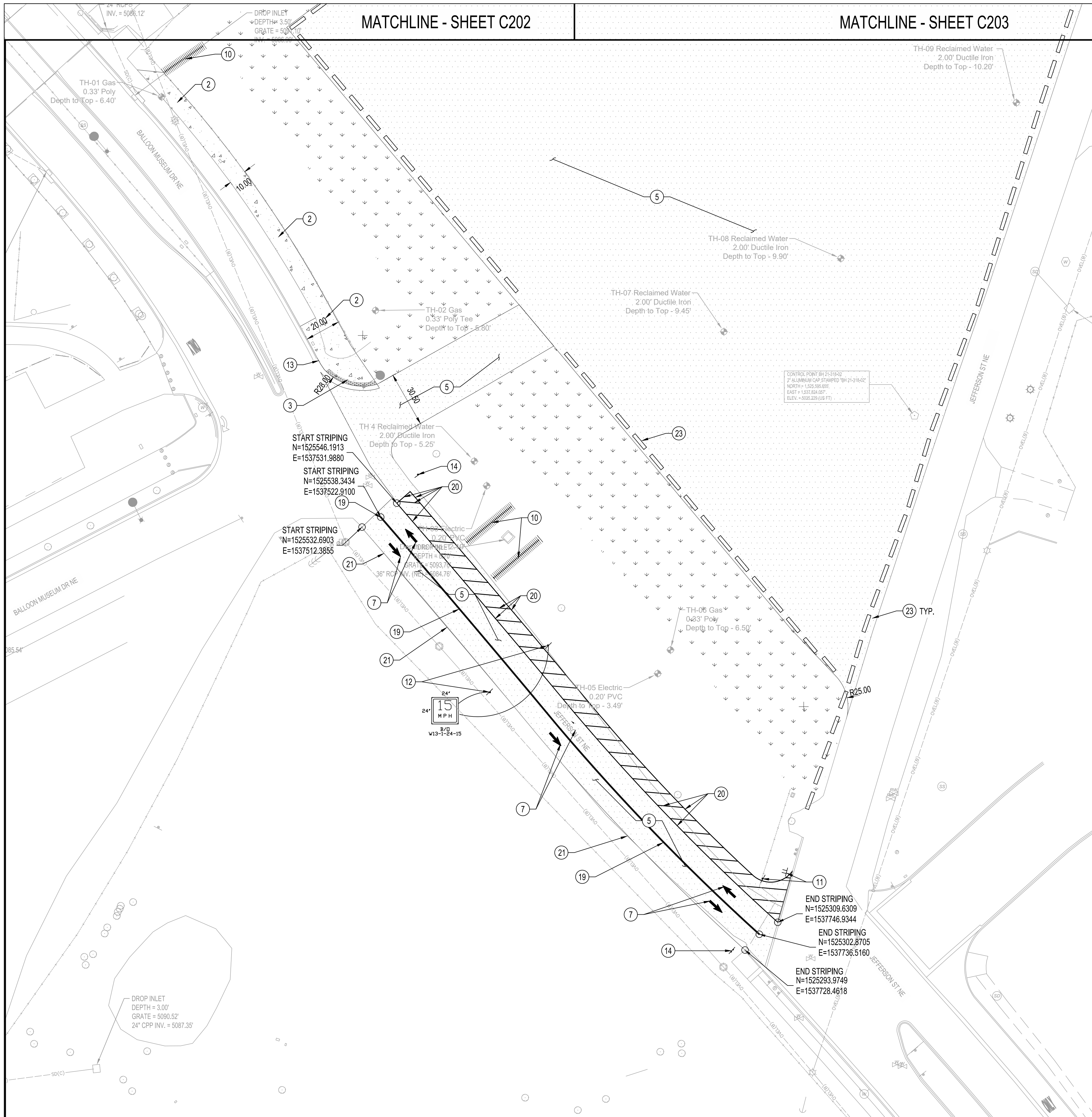
DESIGN	DESIGNED BY	CHECKED BY	DRAWN BY
NO. <td>XXX</td> <td>XXX</td> <td>XXX</td>	XXX	XXX	XXX

BALLOON FIESTA PARK BUS DEPOT SITE PLAN

Wed, 6-Apr-2022 - 5:20 pm. Plotted by: EQUAN
P:\20210318\CDP\Plan\General\20210318_SP03.dwg

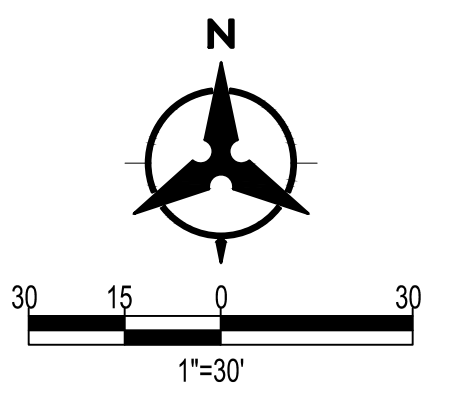
MATCHLINE - SHEET C202

MATCHLINE - SHEET C203



SITE KEYED NOTES

- INSTALL RETAINING WALL. CONTRACTOR TO COORDINATE WITH REDI-ROCK OR AN APPROVED EQUAL MANUFACTURER TO PROVIDE STAMPED AND SIGNED STRUCTURAL DRAWINGS FOR THE DESIGN OF THE WALL. WALL DESIGN TO MATCH PROPOSED GRADING ON GRADING PLANS AND INCORPORATE DRAINAGE SYSTEM PER MANUFACTURER. WALL DESIGN TO ALSO INCORPORATE FENCING AS SPECIFIED ON THE LANDSCAPE ARCHITECT'S PLANS. PER OWNER'S REQUEST, WALL TYPE/COLOR TO MATCH REDI-ROCK KINGSTONE OR APPROVED EQUAL. CONTRACTOR TO PROVIDE SHOP DRAWINGS TO THE ENGINEER FOR REVIEW AND APPROVAL PRIOR TO ORDERING MATERIALS.
 - INSTALL NEW SIDEWALK PER COA STD DWG 2430.
 - INSTALL ADA RAMP PER DETAIL 3/ C400.
 - INSTALL RAMP AND LANDSCAPE WALL. CONTRACTOR TO COORDINATE WITH REDI-ROCK OR APPROVED EQUAL MANUFACTURER TO PROVIDE STAMPED AND SIGNED STRUCTURAL DRAWINGS FOR THE DESIGN OF THE WALL. WALL DESIGN TO MATCH PROPOSED GRADING ON GRADING PLANS AND INCORPORATE DRAINAGE SYSTEM PER MANUFACTURER. WALL DESIGN TO ALSO INCORPORATE FENCING AS SPECIFIED ON THE LANDSCAPE ARCHITECT'S PLANS. PER OWNER'S REQUEST, WALL TYPE/COLOR TO MATCH REDI-ROCK KINGSTONE OR APPROVED EQUAL. CONTRACTOR TO PROVIDE SHOP DRAWINGS TO THE ENGINEER FOR REVIEW AND APPROVAL PRIOR TO ORDERING MATERIALS.
 - INSTALL ASPHALT PAVEMENT PER DETAIL 1/ C400.
 - INSTALL ADA PATH, RAMP, AND LANDINGS PER DETAIL 8/ C400.
 - INSTALL WHITE REFLECTORIZED THERMOPLASTIC PAVEMENT MARKING PER MUTCD. SEE PLAN FOR PLACEMENT.
 - INSTALL SHALLOW STORM WATER QUALITY POND.
 - NOT USED.
 - INSTALL STONE CHECK DAM PER DETAIL 6/ C400.
 - RELOCATE/REPLACE REMOVED SIGNAGE AND/OR BARCADE.
 - INSTALL SIGN AS NOTED ON PLAN PER DETAIL 4/ C400.
 - 5' TRANSITION FROM EXISTING 8' CURB AT GUTTER TO FLUSH.
 - INSTALL STOP SIGN PER DETAIL 5/ C400.
 - INSTALL HEAVY-DUTY CONCRETE PAVEMENT.
 - NOT USED.
 - NOT USED.
 - INSTALL REFLECTORIZED HOT-APPLIED THERMOPLASTIC PAVEMENT MARKING - 4" DOUBLE SOLID YELLOW STRIPE.
 - INSTALL THERMOPLASTIC PAVEMENT MARKING - 8" SOLID YELLOW CHEVRON (20' APART) PER 7/ C400.
 - INSTALL REFLECTORIZED HOT-APPLIED THERMOPLASTIC PAVEMENT MARKING - 4" SOLID WHITE LINE.
 - NOT USED.
 - RELOCATE EXISTING CONCRETE JERSEY BARRIERS. CONTRACTOR TO INSTALL BARRIERS WITH ONLY 5-FT CLEAR OPENING BETWEEN BARRIERS AND CONFIRM THE TOTAL REQUIRED AMOUNT OF BARRIERS.
- * NOT ALL KEYED NOTES USED ON THIS SHEET.



BENCH MARKS

SEE EXISTING CONDITIONS SHEETS FOR BENCHMARK INFORMATION

ENGINEER'S SEAL

XX% FOR REVIEW ONLY

April 6, 2022

AS-BUILT INFORMATION

CONTRACTOR	DATE	WORK STAMPED BY	DATE	INSPECTORS ACCEPTANCE BY	DATE	FIELD VERIFICATION BY	DATE	DRAWINGS CORRECTED BY	DATE

LEGEND

- ASPHALT PAVEMENT - DRIVELANE PER DETAIL 1, SHEET C400
- ASPHALT PAVEMENT - AUTO PARKING AND MINOR DRIVE AISLES PER DETAIL 2, SHEET C400
- CONCRETE PAVEMENT PER DETAIL 3, SHEET C400
- PROPERTY LINE
- PROPOSED CURB & GUTTER
- EASEMENT
- LANDSCAPED AREAS. SEE LANDSCAPE PLANS FOR MORE INFORMATION.
- CONCRETE SIDEWALK PER DETAIL 4, SHEET C400.
- GRAVITY WALL BY OTHERS. SEE LANDSCAPE PLAN FOR MORE INFORMATION.

NOTE

LANDSCAPING AND SIGNAGE WILL NOT INTERFERE WITH CLEAR SIGHT REQUIREMENTS. THEREFORE, SIGNS, WALLS, TREES, AND SHRUBBERY BETWEEN 3 AND 8 FEET FALL (AS MEASURED FROM THE GUTTER PAN) WILL NOT BE ACCEPTABLE IN THE CLEAR SIGHT TRIANGLE.

NOTE

ALL BROKEN OR CRACKED SIDEWALK OR CURB & GUTTER WITHIN THE ROW MUST BE REPLACED PER COA STD DWG 2415A & 2430.

REVISIONS

NO.	DATE	BY

DESIGN

DESIGNED BY	CHECKED BY	DRAWN BY
XXX	XXX	XXX



BALLOON FIESTA PARK BUS DEPOT SITE PLAN

Wed, 6-Apr-2022 - 5:21pm. Plotted by: EQJAN
P:\20210318\CDP\Plan\General\20210318_SP04.dwg