

ADMINISTRATIVE AMENDMENT

FILE #: _____ PROJECT #: _____

APPROVED BY

DATE

DON NEWTON CENTER

CITY OF ALBUQUERQUE

BERNALILLO COUNTY, NEW MEXICO

CONSTRUCTION PLANS

MAY 17, 2022

UTILITY COMPANIES

ALBUQUERQUE BERNALILLO COUNTY WATER UTILITY AUTHORITY
 (WATER SERVICES & WATER LINES)
 1 CIVIC PLAZA 5TH FLOOR, P.O. BOX 568
 ALBUQUERQUE, NM 87103
 CONTACT: DAMIAN LUNA, P.E.
 PHONE: (505) 289-3031
 EMAIL: dluna@abcwua.org

PNM ELECTRIC
 (ELECTRICAL SERVICES & ELECTRIC LINES)
 4201 EDITH BLVD NE
 ALBUQUERQUE, NM 87107
 CONTACT: PAUL DUNAGAN
 PHONE: (505) 241-3626
 EMAIL: paul.dunagan@pnm.com

CENTURY LINK
 (TELEPHONE SERVICES)
 4301 BOGAN AVENUE NE
 ALBUQUERQUE, NM 87107
 CONTACT: ABDUL BHIYAN
 PHONE: (505) 767-7443
 EMAIL: abdul.bhiyan2@centurylink.com

Level (3)
 (CABLE TELEVISION)
 3830 SINGER BLVD NE
 ALBUQUERQUE, NM 87109
 CONTACT: JOHN HUFNAGLE
 PHONE: (505) 938-7322
 EMAIL: john.hufnagle@level3.com

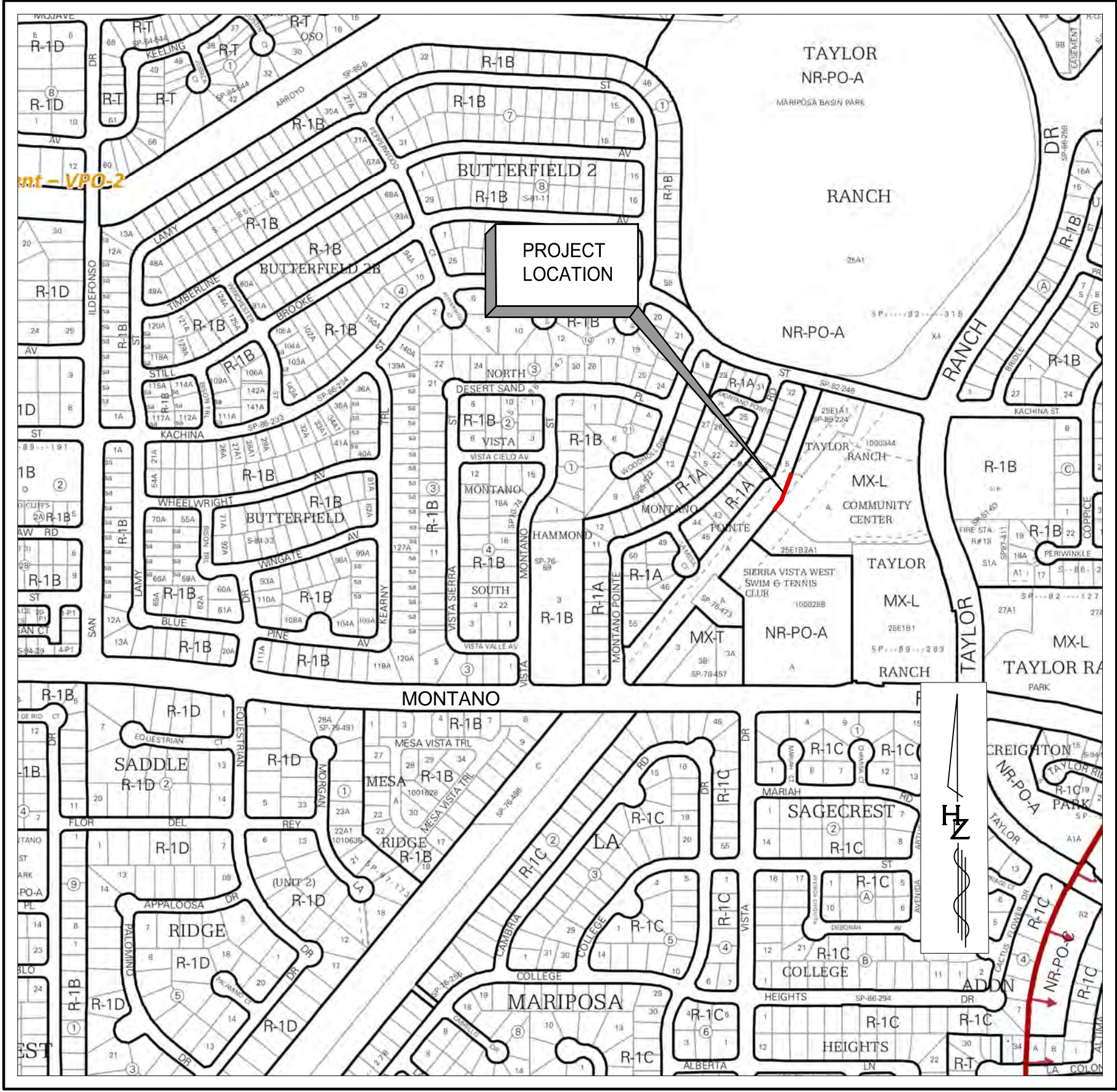
COMCAST
 (CABLE TELEVISION)
 8440 WASHINGTON STREET NE
 ALBUQUERQUE, NM 87013
 CONTACT: MIKE MORTUS
 PHONE: (505) 271-3644
 EMAIL: mike_mortus@cable.comcast.com

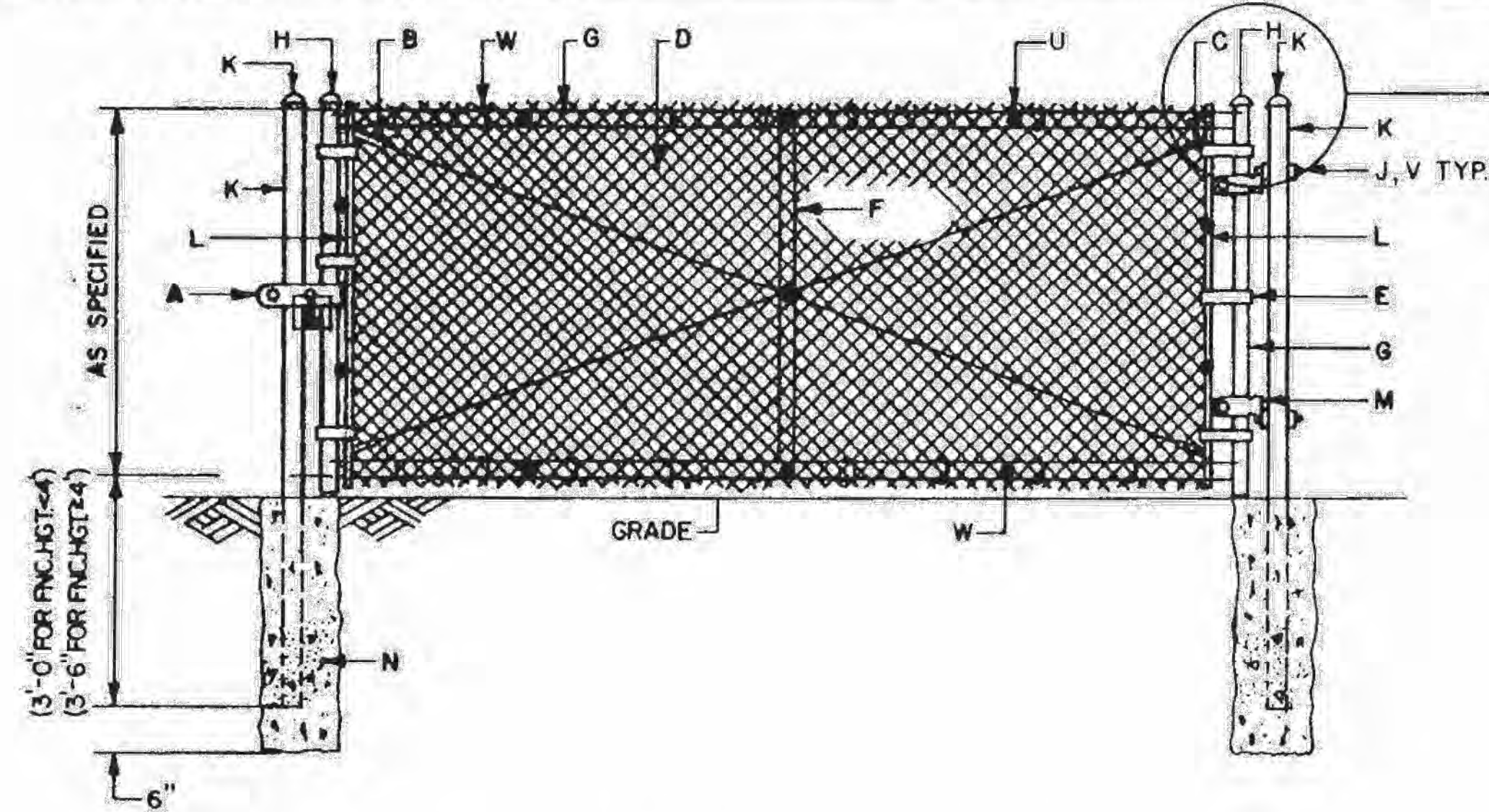
VERIZON
 (TELEPHONE SERVICES)
 6001 MIDWAY PARK
 ALBUQUERQUE, NM 87109
 CONTACT: ANDY DARNELL
 PHONE: (505) 346-4470
 EMAIL: andy.darnell@verizon.com
 CONTACT: MATT STURGIS
 PHONE: (505) 715-1460
 EMAIL: m.sturgis@verizon.com

NEW MEXICO GAS COMPANY
 (GAS SERVICES & GAS LINES)
 4625 EDITH BLVD NE
 ALBUQUERQUE, NM 87107
 CONTACT: ROBERT SMITH
 PHONE: (505) 697-3169
 EMAIL: rsmith@tecoenergy.com

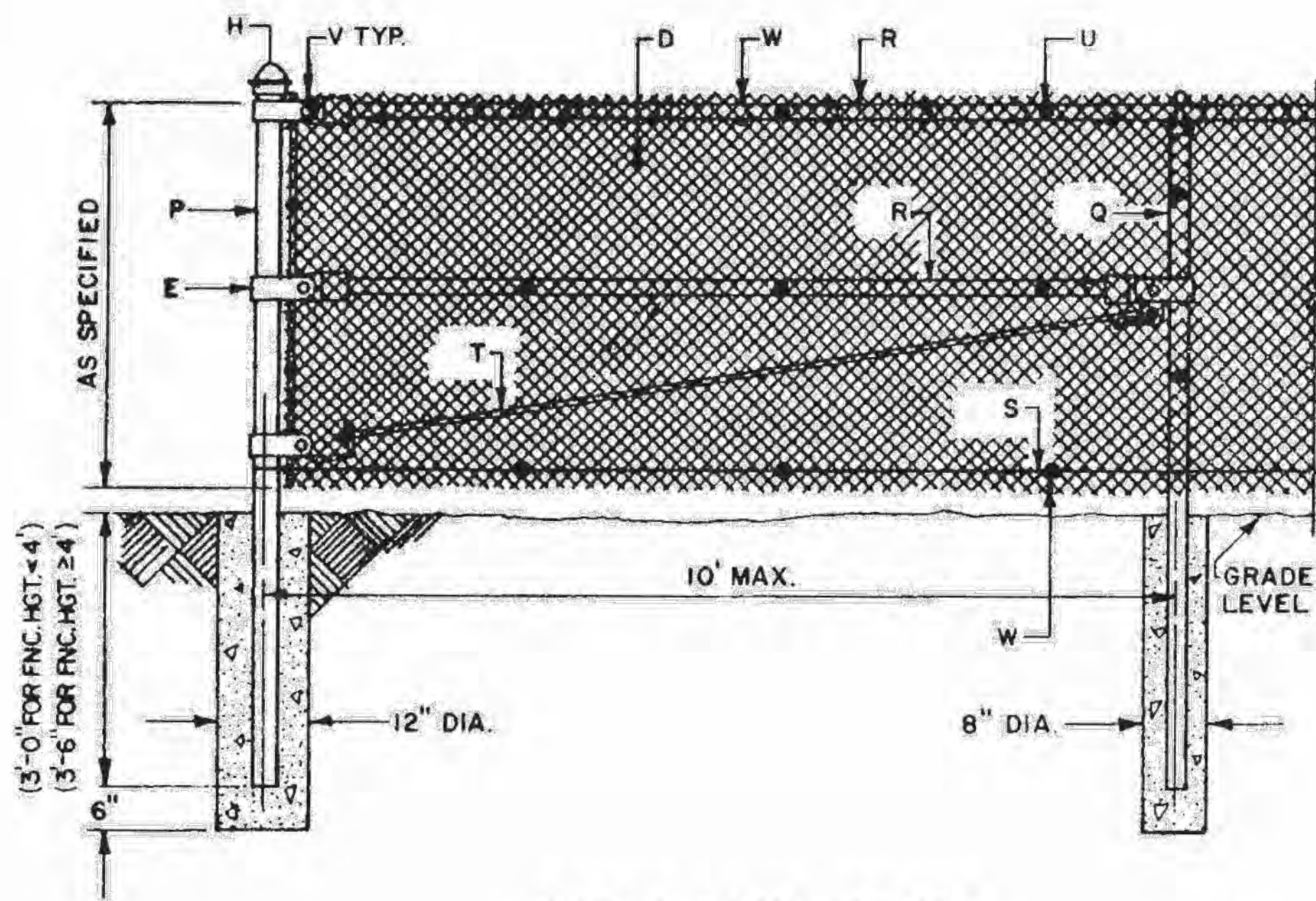
TRAFFIC NOTES

1. THE CONTRACTOR SHALL RESTRICT LANE CLOSURES TO BETWEEN THE HOURS OF 9:00 AM AND 3:00 PM.
2. THE CONTRACTOR SHALL ACCOMPLISH AS MUCH WORK AS POSSIBLE PRIOR TO STARTING CONSTRUCTION OPERATIONS THAT WILL AFFECT TRAFFIC. THE CONTRACTOR SHALL PROVIDE A LISTING OF SUCH WORK TO THE CITY PROJECT MANAGER AND ENGINEER FOR APPROVAL PRIOR TO STARTING CONSTRUCTION OPERATIONS.
3. CONTRACTOR SHALL BE RESPONSIBLE FOR PROVIDING AND MAINTAINING ALL TRAFFIC AND CONSTRUCTION SIGNAGE UNTIL THE PROJECT HAS BEEN ACCEPTED BY THE CITY OF ALBUQUERQUE.
4. ANY TRAFFIC CLOSURES TO BUSINESSES OR RESIDENCES REQUIRE 48-HOUR NOTICE.

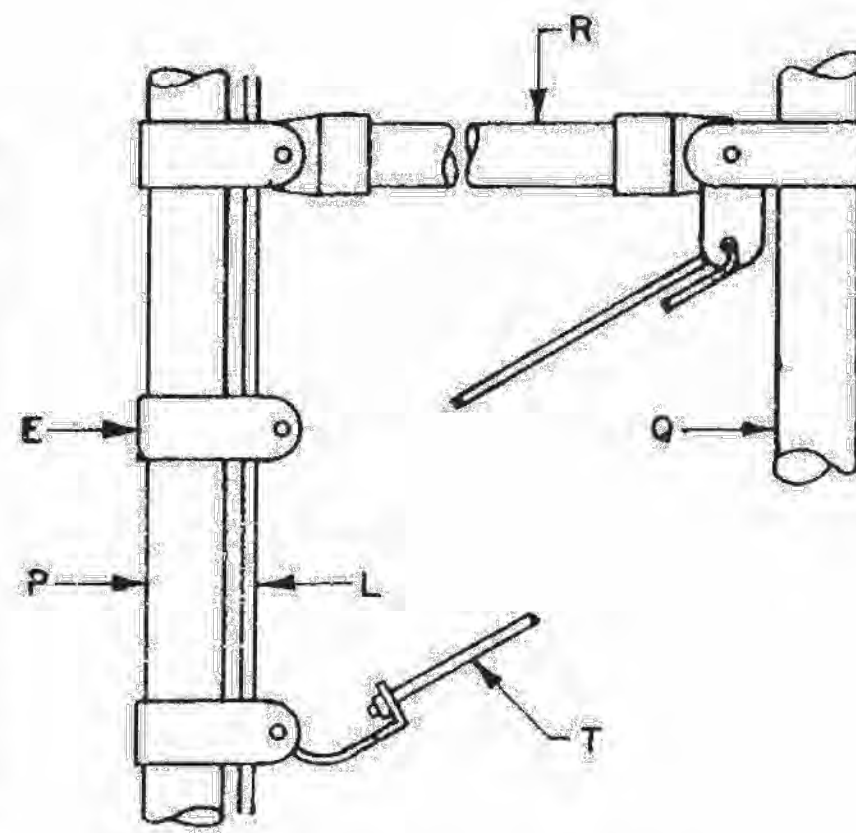




STANDARD CHAIN LINK GATE



CHAIN LINK FENCE



BRACE DETAIL

GENERAL NOTES:

- GATE TO BE USED AS SPECIFIED ON CONSTRUCTION DRAWINGS FOR DRAINAGE EASEMENT BARRICADE, SEE DWG. 2251 OR DWG. 2253.
- SINGLE LEAF GATES WILL BE USED ON OPENINGS OF 12' OR LESS. FOR MORE THAN 12', DOUBLE LEAF GATES SHALL BE USED, WITH A CENTER LOCK POST INSERTED IN A PIPE SLEEVE IN CENTER OF OPENING.
- DIMENSIONS ABOVE OR BELOW GRADE LEVEL WILL BE ON CONSTRUCTION DRAWINGS. IF NONE ARE NOTED, MESH IS FLUSH WITH GRADE LEVEL.
- ALL METAL ITEMS, INCLUDING PIPE, SHALL BE GALV. STEEL. ALL PIPE SHALL BE NOMINAL SIZE, SCH. 40.

CONSTRUCTION NOTES

- GATE LATCH WITH VANDAL PROOF SHIELD & PADLOCK (PADLOCK TO BE FURNISHED BY THE CITY).
- 2-3/8" TRUSS RODS, WELDED AT CORNERS.
- 2-3/8" THREADED TRUSS RODS AND BRACKET ATTACHMENT.
- 2" NO. 9 GAUGE CHAIN LINK GALV. WIRE FABRIC.
- STEEL TENSION BANDS AT 18" OR LESS O.C.
- BRACE, 1 1/4" DIA., WELDED TO FRAME.
- GATE FRAME, 2" DIA. (2.375 O.D.) WELDED.
- MALLEABLE ACORN CAP.
- 4" J-BOLT, THREADED.
- 3 1/2" GATE POST (4" O.D.) WITH WELDED STEEL CAP.
- TENSION BAR 1/4" X 3/4".
- GATE CLAMP.
- 12" DIA. HOLES, FILLED W/PORTLAND CEMENT CONC.
- CORNER POST 2 1/2" DIA. (2.875 O.D.).
- LINE POST 2" DIA. (2.375 O.D.).
- TOP AND BRACE RAILS 1 1/4" DIA. (1.660 O.D.).
- WIRE REINFORCEMENT, 9 GAUGE, INSTALL 3" ABOVE BOTTOM OF FABRIC.
- TRUSS ROD 3/8" DIA.
- FABRIC SHALL BE TACK WELDED TWO PLACES TO EACH TENSION BAR AND THREE PLACES TO ALL TOP AND BRACE RAILS BETWEEN POSTS.
- ALL NUTS, BOLTS, AND OTHER CONNECTIONS SHALL BE TACK WELDED.
- WIRE TIES, 9 GA. GALV. STEEL AT 18" O.C.

REVISIONS	CITY OF ALBUQUERQUE
	DRAINAGE STANDARD CHAIN LINK GATE AND FENCE DETAILS
	DWG. 2252 AUG. 1986



Designed By:
HUITT-ZOLLARS
 Huitt-Zollars, Inc. Albuquerque
 6501 Americas Pkwy NE, Suite 550
 Albuquerque, New Mexico 87110
 Phone (505) 883-8114 Fax (505) 883-5022



CITY OF ALBUQUERQUE
 DON NEWTON CENTER

TITLE:
CHAIN LINK GATE & FENCE DETAILS

Design Review Committee	City Engineer	Mo./Day/Yr.	Mo./Day/Yr.
City Project No.	Zone Map No.	Sheet	Of
	E-11-Z	4	4

AS BUILT INFORMATION		CONTRACTOR		DATE
NO.	BY	NO.	DATE	
SURVEY INFORMATION		BENCH MARKS		DATE
NO.	BY	NO.	DATE	
ENGINEER'S SEAL		MICRO-FILM INFORMATION		DATE
		NO.	DATE	
NO.	DATE	REMARKS	BY	
DESIGNED BY: LRT	DATE: MAY 17, 2022			
DRAWN BY: VKL	DATE: MAY 17, 2022			
DWG NAME: 4_FENCE DETAILS.dwg	PROJ #: R311236.01			
CHECKED BY: SAE	DATE: MAY 17, 2022			

Plotted: 5/31/2022 7:24:57 PM. By: edinglas, Scott
 Saved: 5/31/2022 7:24:57 PM. COA - On-Call Engineering No. 8658-92/Don Newton10 CAD & BIM/10.1 AutoCAD/Sheet
 Title: DRAINAGE STANDARD CHAIN LINK GATE AND FENCE DETAILS
 Last Saved: 5/31/2022 7:17:08 PM. laloya