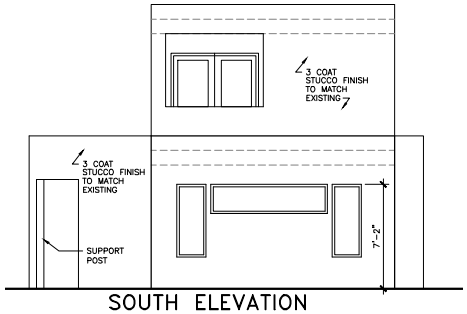

SOUTH ELEVATION
SCALE: 1/4"=1'-0"
4 A1

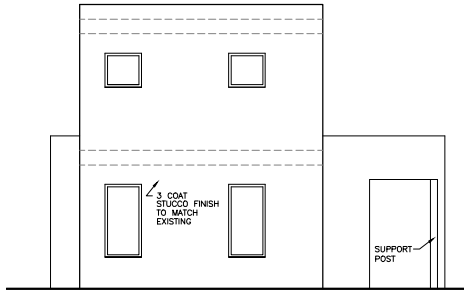

NORTH ELEVATION
SCALE: 1/4"=1'-0"
2 A1

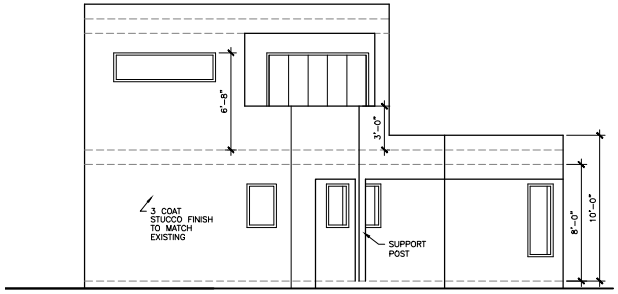

WEST ELEVATION
SCALE: 1/4"=1'-0"
2 A1

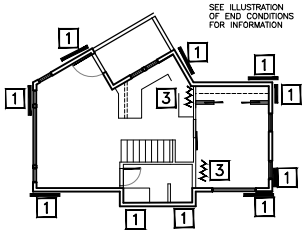

BRACING PLAN
SCALE: 3/16"=1'-0"
1 A1

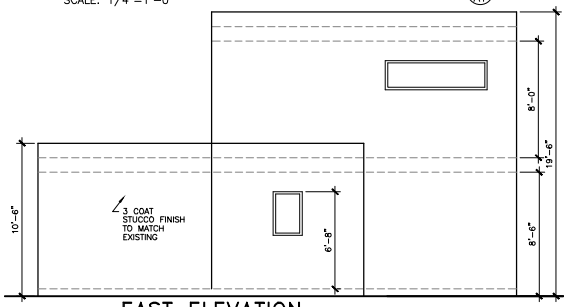

EAST ELEVATION
SCALE: 1/4"=1'-0"
5 A1

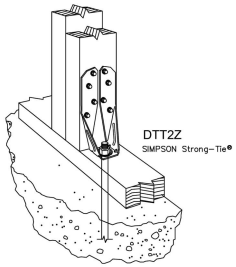

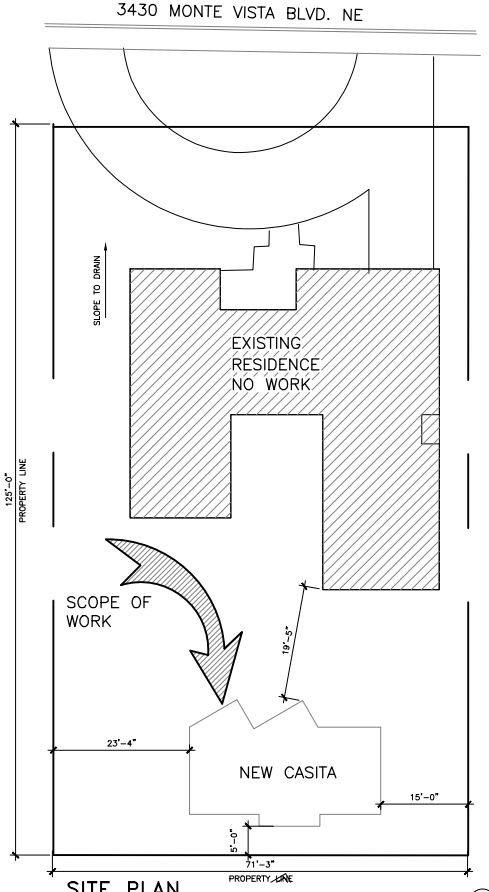

SITE PLAN
SCALE: 10"=1
1 A1

GENERAL NOTES:

1. ALL CONSTRUCTION SHALL BE IN STRICT COMPLIANCE WITH ALL PROVISIONS OF APPLICABLE BUILDING CODES
   CODE COMPLIANCE SHALL BE THE RESPONSIBILITY OF THE SUBCONTRACTORS. IN CASE OF CONFLICT BETWEEN THE DRAWINGS AND APPLICABLE CODES OR CONFLICT WITHIN THE DRAWINGS THE MOST STRINGENT REQUIREMENT SHALL APPLY.
2. CONTRACTORS SHALL PROVIDE A SAFE AND CLEAN WORK ENVIRONMENT AT ALL TIMES.
   EACH CONTRACTOR SHALL BE RESPONSIBLE FOR MAINTAINING A CLEAN AND SAFE WORK AREA.
3. PROVIDE GALV. MTL. ROOF JACKS AND STORM COLLARS @ ALL MECH. EQUIP. PENETRATIONS (I.E. EXHAUST FANS, GAS VENTS, COMBUSTION AIR, ETC). ALL CURBS, JACKS, ETC. TO BE 8" MIN. ABOVE ROOF.

SITE NOTES:

1. SOILS COMPACTION @ CONSTRUCTION AREA SHALL BE:
   FOOTINGS TO 95% COMPACTION
   UNDER SLABS TO 90% COMPACTION
   DRIVEWAY TO 90% COMPACTION W/ CRSHR FINE GRAVEL OVER PIT RUN.
2. GRAVEL TO BE PLACED ON PERIMETER OF BLDG.
3. FINISH GRADES TO BE 6" BELOW TOP OF SLAB OR TOP OF BLOCK WHICHEVER IS HIGHER. SLOPE ALL FIN. GRADES @ MIN. 1/4"/FT. AWAY FROM ALL EXTERIOR SURFACES OF THE BLDG.
4. VERIFY ALL EXISTING CONDITIONS IN THE FIELD.
5. WORK REVISED (FINISH GRADES) EVENLY AND SMOOTHLY INTO EXISTING GRADE @ EDGES OF GRADING AREAS.
6. PROTECT FOR DAMAGE ALL EXISTING VEGETATION BEYOND IMMEDIATE CONSTRUCTION AREA.
7. SITE UTILITIES– CONTRACTOR TO PROVIDE UNDERGROUND UTILITIES (POWER, GAS, PHONE, CABLE TV, WATER) FROM EXISTING LOCATIONS VERIFY TRENCH LOCATION PRIOR TO DIGGING. AVOID ALL EXIST TREES

DATA	
EXISTING HEATED SQUARE FOOTAGE	740 SF.
PORTALS	142 SF.
LOT SIZE =	8904 SF.

SHEET INDEX	
A1	SITE PLAN, ELEVATIONS BRACING PLAN AND INFO.
A2	FOUNDATION, FLOOR PLANS AND INFORMATION
A2	FRAMING, AND ELEC. PLANS AND INFORMATION

WALL BRACING NOTES:

PROVIDE WALL BRACING TO MEET REQUIREMENTS OF (R602.1–/ R602.10(1–4) & TABLE R602.3(1–2) & TABLE R602.10.5 & FIGURE R602.10.7 & FIGURE R602.10.2.2 2015 IRC)

ALL EXTERIOR WALLS ARE TO BE CONTINUOUSLY SHEATHED W/ OSB, GAPPED, AND BLOCKED
FASTEN OSB 6" EDGES / 12" FIELD
ALL INTERIOR WALLS ARE TO RECEIVE GYP. BD. (HORIZ. OR VERT.)
FASTEN GB 7" EDGES / 7" FIELD

HEATED AREA 742 SF
VALUATION:
R-3, V-B => 77.73/SF = $57,676.66

COVERED PATIOS 142 SF
VALUATION:
U, V-B => 19.44/SF = $2,760.00

TOTAL VALUATION:
$60,436.66

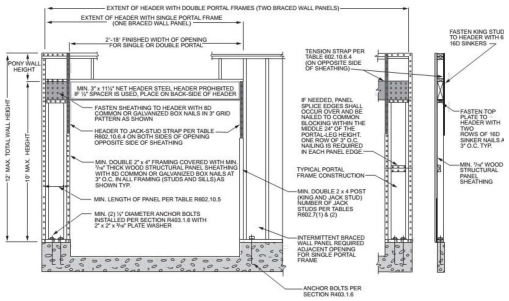

FRONT ELEVATION

SECTION

FASTENER SCHEDULE

SYMBOL	DESCRIPTION	FASTENER TYPE	FASTENER SPACING EDGES	FASTENER SPACING FIELD	NOTES
1	4'X9' OSB PANEL	8d COMMON	6" O.C.	12" O.C.	
2	4'x9'x5/8" GYPSUM BD.	8d COMMON	6" O.C.	12" O.C.	
3	4'X9'X1/2" GYPSUM BD.	6d COMMON 1 1/4" TYPE W or S SCREWS	4" O.C.	8" O.C.	

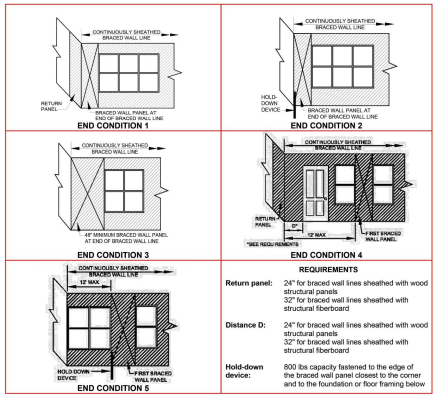

REQUIREMENTS

Return panel:	24" for braced wall lines sheathed with wood structural panels 32" for braced wall lines sheathed with structural fiberboard
Distance D:	24" for braced wall lines sheathed with wood structural panels 32" for braced wall lines sheathed with structural fiberboard
Hold-down device:	800 lbs capacity fastened to the edge of the braced wall panel closest to the corner and to the foundation or floor framing below

KIM CARROLL
ACCESSORY STRUCTURE
3430 MONTE VISTA BLVD.
ALBURQUERQUE, NM

JOB TITLE:

SITE PLAN, ELEVATIONS
BRACING PLAN & INFO.
AND INFORMATION

SHEET TITLE:

REVISIONS:

SHEET NO: A1
STATUS:
JOB NO.
DATE:

&xref lot36base2