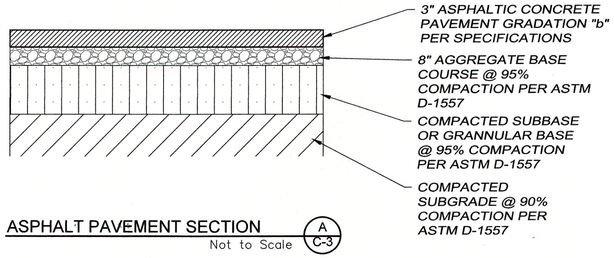

ASPHALT PAVEMENT SECTION (A / C-3)
Not to Scale

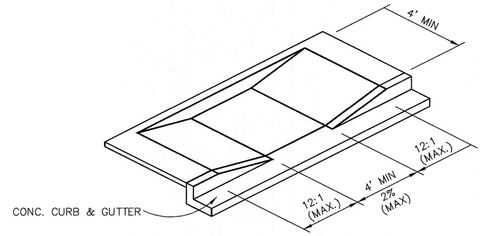

HANDICAP RAMP DETAIL (E / C-3)
Not to Scale

DRAINAGE CERTIFICATION WITH SURVEY WORK
BY PROFESSIONAL SURVEYOR
PERMANENT CERTIFICATE OF OCCUPANCY

I, Dennis A. Lorenz, NMPE 9647, of the firm Lorenz Design & Consulting, LLC, hereby certify that this project has been graded and will drain in substantial compliance with and in accordance with the design intent of the approved plan dated 05-30-2018. The record information edited onto the original design document has been obtained by Anthony Harris, NMPS 11463 of the firm Harris Surveying, Inc. I further certify that i have personally visited the project site on 4-04-2019 and have determined by visual inspection that the survey data provided is representative of actual site conditions and is true and correct to the best of my knowledge and belief. This certification is submitted in support of a request for permanent certificate of occupancy.

The record information presented hereon is not necessarily complete and intended only to verify substantial compliance of the grading and drainage aspects of this project. Those relying on the record document are advised to obtain independent verification of its accuracy before using it for any other purpose.

DENNIS A. LORENZ, NMPE 9647

Private Drainage Facilities within City Right-of-Way
Notice to Contractor
(Special Order 19 ("SO-19")

1. An excavation permit will be required before beginning any work within City Right-Of-Way.
2. All work on this project shall be performed in accordance with applicable federal, state and local laws, rules and regulations concerning construction safety and health.
3. Two working days prior to any excavation, the contractor must contact **New Mexico One Call, dial "811"** [or (505) 260-1990] for the location of existing utilities.
4. Prior to construction, the contractor shall excavate and verify the locations of all obstructions. Should a conflict exist, the contractor shall notify the engineer so that the conflict can be resolved with a minimum amount of delay.
5. Backfill compaction shall be according to traffic/street use.
6. Maintenance of the facility shall be the responsibility of the owner of the property being served.
7. Work on arterial streets shall be performed on a 24-hour basis.
8. Contractor must contact Jason Rodriguez at 235-8016 and Construction Coordination at 924-3416 to schedule an inspection.

STREET MAINTENANCE INSPECTOR

APPROVAL_____

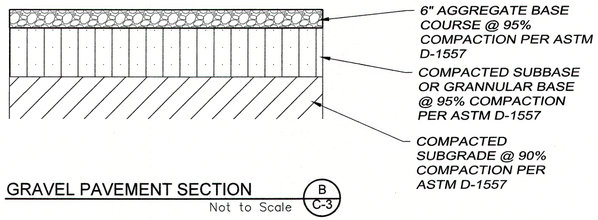

GRAVEL PAVEMENT SECTION (B / C-3)
Not to Scale

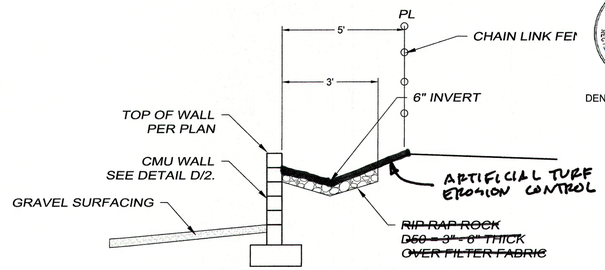

EAST PROPERTY LINE SECTION (F / C-3)
Not to Scale

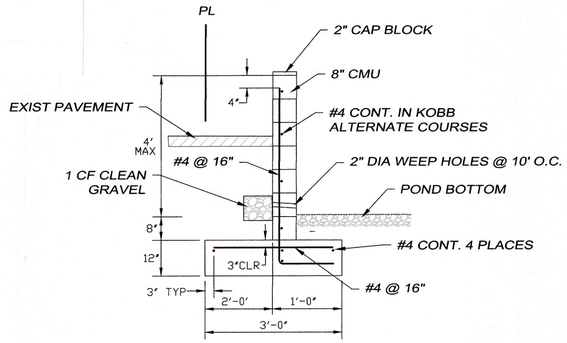

CMU RETAINING WALL DETAIL (J / C-3)
Not to Scale

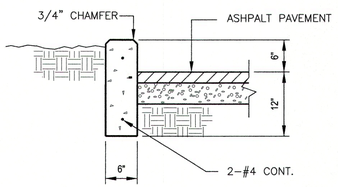

HEADER CURB DETAIL (C / C-3)
Not to Scale

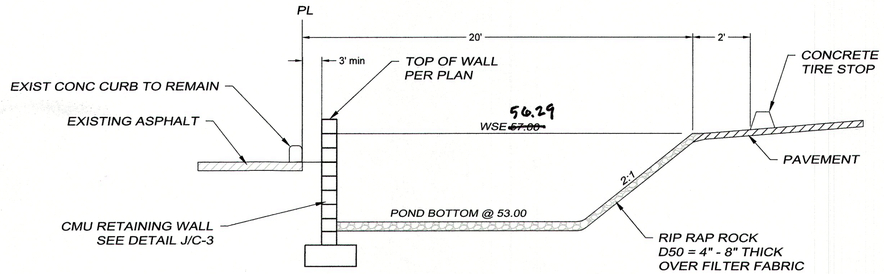

WEST PROPERTY LINE SECTION (G / C-3)
Not to Scale

RETAINING WALL NOTES:

1. ALL CELLS SHALL BE COMPLETELY FILLED WITH CONCRETE.
2. ALL WALL SECTIONS ARE DESIGNED BASED ON SPECIAL INSPECTION PER UBC.
3. CONTRACTOR SHALL SUBMIT TO OWNER RESULTS OF MASONRY TEST PRISMS BUILT AND TESTED PER UBC STD 24-26, UBC SEC 2405.
4. FOOTING SUBGRADE AND BASE SHALL BE COMPACTED TO 95% MODIFIED PROCTOR PER ASTM D-1557.
5. 1/2" FELT EXPANSION JOINTS SHALL BE INSTALLED AT 30 FEET ON CENTER AND AT SECTION CHANGES.
6. ALL MASONRY SHALL BE LAID IN RUNNING BOND ONLY.
7. THIS RETAINING WALL IS DESIGNED EXCLUSIVELY FOR USE ON VILLAS TUSCANO AND IS NOT APPLICABLE TO ANY OTHER SITE.
8. ALL MASONRY SURFACES TO BE BACKFILL SHALL BE COATED WITH EMULSIFIED ASPHALT, OR OTHER MOISTURE BARRIER AS APPROVED BY THE ENGINEER.
9. BEFORE CONSTRUCTION, THE CONTRACTOR SHALL FIELD VERIFY THE HORIZONTAL AND VERTICAL LOCATION OF ANY UTILITIES WHICH MAY BE WITHIN THE WORK AREA.
10. WALLS ARE DESIGNED ASSUMING THE FOLLOWING:

fc = 4000 psi; maximum aggregate size = 3/4"
fy = 60,000 psi (ASTM A-615 GR 60)
fm = 1500 psi
unit weight of backfill = 115 pcf
concrete / soil coeff of friction = 0.40
allowable soil bearing pressure = 1500 psf
active pressure = 34 psf / ft
slope active pressure = 34 psf / ft
passive pressure = 400 psf / ft

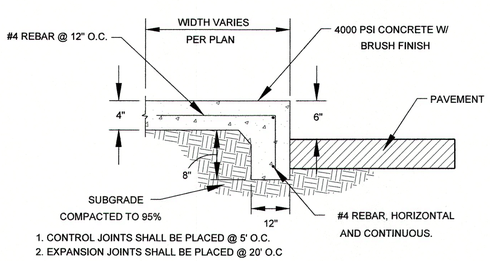

TURNDOWN SIDEWALK DETAIL (D / C-3)
Not to Scale

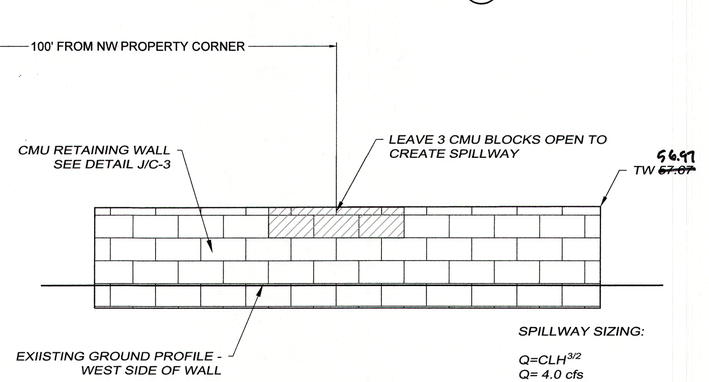

SPILLWAY SIZING:

$Q=CLH^{3/2}$
Q= 4.0 cfs
H= 0.67 FT
C= 2.40
L= 3' = 3 CMU BLOCKS (48")

OVERFLOW SPILLWAY ELEVATION (H / C-3)
Not to Scale

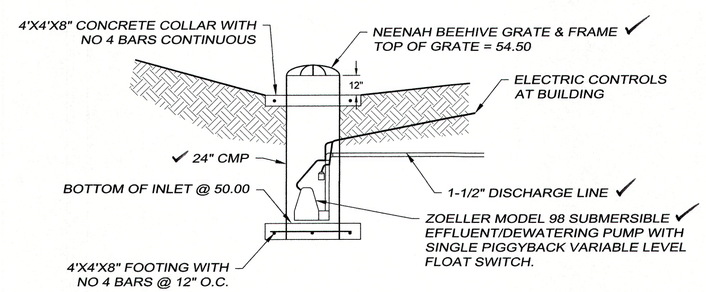

CMP INLET - PUMP STATION DETAIL (K / C-3)
Not to Scale

LORENZ DESIGN & CONSULTING, LLC
Civil Engineering | Construction Management
2501 Rio Grande Blvd NW, Suite A
Albuquerque, New Mexico 87104
Ph: 505-888-6088 Fax: 505-242-6655

SITE DETAILS

SILVER STAR AUTO HAUS
5111 WILSHIRE AVE. N.E.
ALBUQUERQUE, NEW MEXICO
SANDERS & ASSOCIATES ARCHITECTS, P.C. 6000 ROGERS AVE. N.E. ALBUQUERQUE N.M. 87110 (505) 255-5040 FAX (505) 255-5040

project no. 1706
sheet
C-3
date. 3-19-18