

## CONSTRUCTION EXIT (CE) & TRACK-OUT CONTROL

### 1. DESCRIPTION & PURPOSE:

CONSTRUCTION EXITS HELP REDUCE OR ELIMINATE SEDIMENT THAT LEAVES THE CONSTRUCTION SITE AND GETS ONTO THE PUBLIC RIGHT-OF-WAY. THIS IS DONE BY CONTROLLING RUNOFF AND CLEANING MUD FROM VEHICLES AND TIRES.

A CE IS A STABILIZED SURFACE BUILT USING LARGE STONE PLACED ON A FILTER FABRIC PLUS A SHAKING OR WASHING MECHANISM TO REMOVE MUD FROM VEHICLE TIRES BEFORE TRAFFIC LEAVES A CONSTRUCTION SITE ONTO A PUBLIC RIGHT-OF-WAY, STREET, ALLEY, SIDEWALK, OR PARKING LOT.

SELECTING THE PROPER LOCATION FOR VEHICLE EXITS FROM THE CONSTRUCTION SITE AND ENSURING IT IS PROTECTED FROM DRAINAGE ORIGINATING FROM LAND-DISTURBING ACTIVITIES IS A KEY ELEMENT OF THIS BEST MANAGEMENT PRACTICE (BMP).

BESIDES ENVIRONMENTAL CONCERNS, SEDIMENT ON PUBLIC ROADS ALSO CREATES A TRAFFIC HAZARD. PUBLIC ROADS SHOULD BE KEPT CLEAR OF ANY SEDIMENT. ANY TRACKING SHOULD BE SWEEPED DAILY BEFORE AFTERNOON TRAFFIC. SPECIAL ATTENTION SHOULD BE PAID TO CONSTRUCTION EXITS NEAR WATER BODIES.

### 2. CONDITIONS WHERE PRACTICE APPLIES:

THIS PRACTICE IS APPLIED ANYWHERE CONSTRUCTION TRAFFIC LEAVES OR ENTERS A CONSTRUCTION SITE.

### 3. DESIGN CONSIDERATIONS:

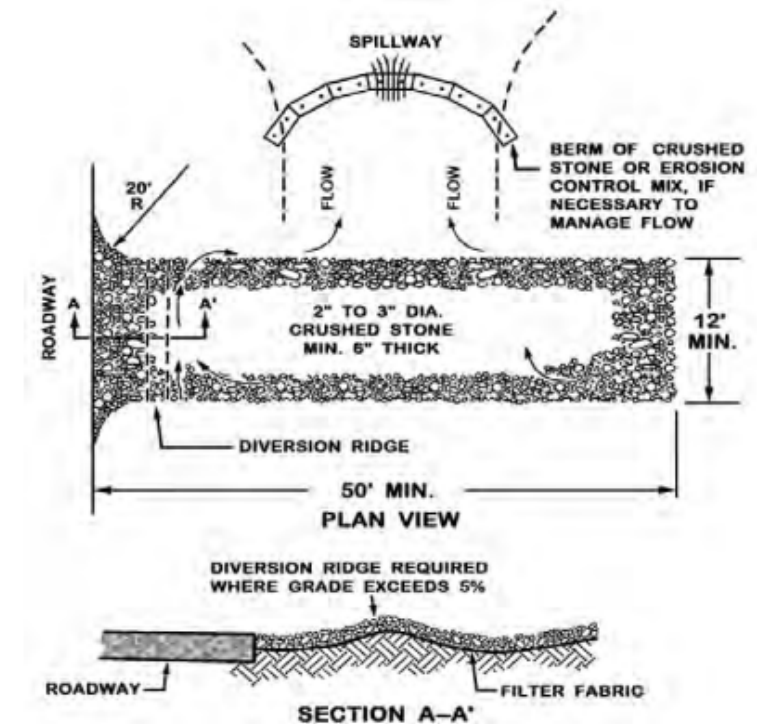
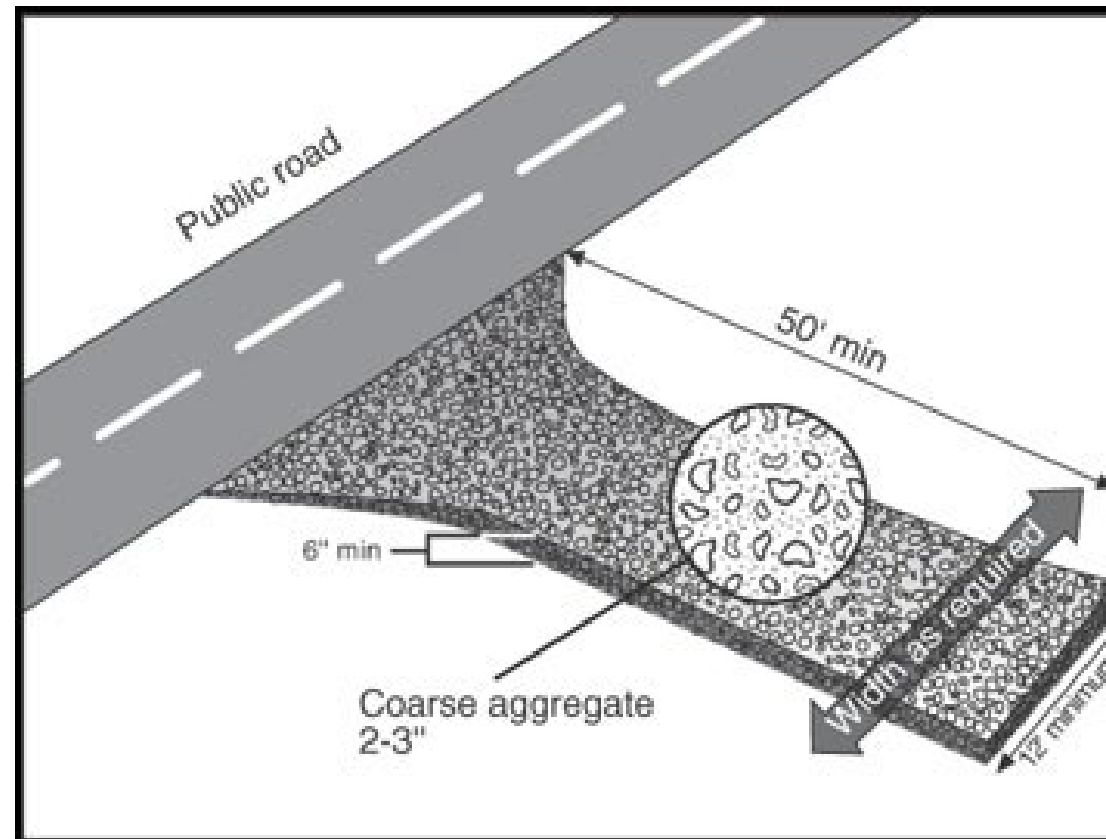
- A. LOCATE THE CONSTRUCTION EXIT UPSLOPE FROM THE DISTURBED AREA WHENEVER POSSIBLE. IF THE ONLY ACCESS TO THE SITE IS FROM ROADS DOWNSLOPE, PLACE THE CONSTRUCTION EXIT AT THE HIGHEST POINT ALONG THAT FRONTAGE AND INCLUDE CONTROLS AS NEEDED TO PREVENT RUNOFF FROM THE DISTURBED SITE FROM DRAINING INTO THE CONSTRUCTION EXIT.
- B. THE CE MUST INCLUDE SPECIFICATIONS FOR ADDITIONAL TRACK-OUT CONTROLS SUCH AS WHEEL WASHING, RUMBLE STRIPS, AND RATTLE PLATES, AS NEEDED TO ENSURE SEDIMENT REMOVAL OCCURS BEFORE VEHICLE EXIT. SHAKER RACKS WORK BY REMOVING MUD OR SOIL FROM VEHICLE TIRES THROUGH BOUNCING OR SHAKING AS THE VEHICLE DRIVES OVER THE RACK. TRACK-OUT CONTROL MATS, MADE OF ROWS OF STAGGERED PYRAMIDS, DEFORM TIRES AS VEHICLES PASS OVER, EFFECTIVELY DISLODGING SEDIMENT, STONES, AND DEBRIS WITHOUT DAMAGING THE TIRES. THE DEBRIS COLLECTS AT THE BASE OF EACH MAT AND WILL NOT CONTACT SUBSEQUENT VEHICLES' TIRES. SIMILARLY, THE SIZE OF THE ROCK IN THE CE CAN BE INCREASED FROM THE NORMAL SIZE—1" TO 3"—TO A LARGER SIZE—3" TO 6"—TO HELP DISLODGE SEDIMENT FROM TIRES.
- C. MANAGE CONSTRUCTION WATER. SHOW THE LOCATION OF THE WATER SOURCE USED FOR FILLING WATER TRUCKS AND WASHING MUD AND DIRT FROM VEHICLES, AND INDICATE AN ON-SITE SPOT WHERE WATER TRUCKS WILL BE FILLED.

- D. PREVENT UNNECESSARY VEHICLES FROM ENTERING THE DISTURBED PORTION OF THE SITE. SHOW STABILIZED EMPLOYEE AND VISITOR PARKING AREAS ON THE ESC PLAN.
- E. DRAINAGE FROM THE CONSTRUCTION EXIT MUST BE DIRECTED AWAY FROM THE CONNECTING PAVEMENT. IT MUST FLOW INTO THE SITE OR AN APPROPRIATELY SIZED SEDIMENT TRAP. A SEDIMENT TRAP IS REQUIRED TO CAPTURE VEHICLE WASH WATER.
- F. TEMPORARY ACCESS RAMPS OVER THE CURB ARE COMMONLY MADE OF METAL, RUBBER, OR WOOD, BUT DIRT RAMPS ARE NOT ALLOWED.
- G. IF A CONSTRUCTION SITE ENTRANCE OR EXIT CROSSES A STREAM, SWALE, OR OTHER DEPRESSION, INSTALL A BRIDGE OR CULVERT TO PREVENT EROSION OF UNPROTECTED BANKS.
- H. ACCESS CONTROLS SHOULD LIMIT ACCESS FROM THE SIDES AND DIRECT TRAFFIC TO TRAVEL THE FULL LENGTH OF THE CE. EXITING VEHICLES SHOULD NOT BE ABLE TO GO AROUND THE CONSTRUCTION EXIT.

### 4. CONSTRUCTION SPECIFICATIONS:

- A. THE CONSTRUCTION EXIT MUST BE BUILT AT THE LOCATION SPECIFIED ON THE ESC PLAN BEFORE STARTING LAND DISTURBING ACTIVITIES. IF THE LOCATION ON THE ESC PLAN CHANGES, A REVISED PLAN MUST BE SUBMITTED TO THE CITY FOR REVIEW AND APPROVAL.
- B. THE LENGTH OF THE CONSTRUCTION EXIT MUST BE AT LEAST 50 FEET, AND THE WIDTH MUST BE AT LEAST 12 FEET FOR EXIT ONLY AND AT LEAST 24 FEET FOR TWO-WAY TRAFFIC. TURNING RADII MUST BE SUFFICIENT TO ACCOMMODATE ALL EXITING VEHICLES, 20' MINIMUM FOR WATER AND DUMP TRUCKS, 30' MINIMUM FOR TRACTOR-TRAILERS.
- C. ADD CURB RAMPS. DO NOT PLACE DIRT IN THE STREET. TYPICAL RAMP MATERIALS INCLUDE TIMBER, RUBBER, AND METAL. THEY MUST NOT CREATE A TRAFFIC HAZARD THAT DISRUPTS NORMAL TRAFFIC OR DAMAGES VEHICLES. GENERALLY, THEY SHOULD NOT EXTEND PAST THE CONCRETE GUTTER. RAMPS MUST BE REMOVED AT THE END OF CONSTRUCTION, AND ANY DAMAGED CURB REPAIRED.


- D. PREPARE THE SUBGRADE BY REMOVING VEGETATION AND TOPSOIL, THEN GRADE THE AREA SO IT DRAINS AWAY FROM THE STREET.
- E. INSTALL SEPARATION GEOTEXTILE, CLASS 1, WITH A MINIMUM GRAB TENSILE STRENGTH OF 220 LBS, 220% MINIMUM ELONGATION AT FAILURE PER ASTM D1682, A MULLEN BURST STRENGTH OF 430 LBS PER ASTM D3786, A PUNCTURE STRENGTH OF 125 LBS PER ASTM D751 (MODIFIED), AND AN EQUIVALENT OPENING SIZE OF 40-80 MM U.S. STD SIEVE.
- F. INSTALL A 6-INCH LAYER OF SINGLE-GRADE 3-INCH CRUSHED AGGREGATE ON TOP OF THE SEPARATION GEOTEXTILE TO STABILIZE CONSTRUCTION EXITS. IT SHOULD BE CLEAN, HARD, DURABLE, AND FREE FROM ADHERENT COATINGS, SALT, ALKALI, DIRT, CLAY, LOAM, SHALE, SOFT OR FLAKY MATERIALS, OR ORGANIC AND HARMFUL MATTER. THE ROCK SHOULD BE WELL-DRAINED, WITH 35% OR MORE VOIDS.
- G. IF THE CE CAN'T BE LOCATED DOWNHILL FROM THE PAVED STREET, THEN PREVENT DRAINAGE INTO THE STREET BY ADDING A MOUNTABLE ROCK BERM NEXT TO THE STREET TO DIVERT DRAINAGE TO AN ON-SITE SEDIMENT TRAP.



REVISIONS	CITY OF ALBUQUERQUE
Draft 8/22/2025	CONSTRUCTION STORMWATER QUALITY CONSTRUCTION EXIT (CE) & TRACK-OUT CONTROL
	SHEET 1 OF 2

H. PROVIDE ONE OR MORE TYPES OF ADDITIONAL TRACK-OUT CONTROL. ADDITIONAL TRACK-OUT CONTROL CAN BE INCLUDED IN THE 50-FOOT MINIMUM REQUIRED LENGTH OF THE CE AND SHOULD BE POSITIONED AT THE OPPOSITE END FROM THE STREET. IT MUST EXTEND ACROSS THE FULL WIDTH OF THE CE TO PREVENT TRAFFIC FROM BYPASSING THE CONTROL AND SHOULD BE LONG ENOUGH TO REMOVE SEDIMENT, STONES, AND DEBRIS BEFORE REACHING THE REST OF THE CE OR THE STREET. COMMON TYPES OF ADDITIONAL TRACKOUT CONTROL INCLUDE:

- i. USE A LARGER STONE BY REPLACING THE 3-INCH AGGREGATE WITH A 10-INCH-THICK LAYER OF 6-INCH SINGLE-GRADE ROCK PLACED INDIVIDUALLY. DO THIS FOR PART OF THE LENGTH OF THE CE AS NEEDED TO REMOVE SEDIMENT BEFORE REACHING THE REST OF THE CE OR THE STREET.
- ii. SHAKER RACKS REMOVE MUD OR SOIL FROM VEHICLE TIRES BY BOUNCING OR SHAKING AS THE VEHICLE DRIVES OVER THEM.
- iii. FOREIGN OBJECT DEBRIS SYSTEM (FODS) TRACKOUT CONTROL MATS, MADE OF ROWS OF STAGGERED PYRAMIDS, DEFORM TIRES AS VEHICLES PASS OVER, EFFECTIVELY DISLODGING SEDIMENT, STONES, AND DEBRIS WITHOUT DAMAGING THE TIRES. THE DEBRIS COLLECTS AT THE BASE OF EACH MAT AND WILL NOT CONTACT SUBSEQUENT VEHICLES' TIRES.



INSTALL FODS ACCORDING TO THE MANUFACTURER'S SPECIFICATIONS. FODS TRACKOUT CONTROL MATS CAN BE USED WITH A STABILIZED CE OR ALONE, AS LONG AS THEY CAN ACCOMMODATE THE TURNING MOVEMENTS OF THE LARGEST VEHICLES EXITING THE SITE.



- iv. WHEEL WASH - PRESSURE WASHING DIRT OFF VEHICLE WHEELS CAN BE VERY EFFECTIVE. WHEEL WASH WASTEWATER IS PROCESS WATER, NOT STORMWATER. IT MUST BE DISCHARGED TO A SEPARATE ON-SITE TREATMENT SYSTEM THAT PREVENTS ITS RELEASE FROM THE SITE.



5. **OPERATION, INSPECTION, AND MAINTENANCE SPECIFICATIONS**

- A. RESTRICT VEHICLE USE TO PROPERLY DESIGNATED EXIT POINTS.
- B. PREVENT VEHICLES FROM LEAVING THE SITE DURING WET PERIODS.
- C. INSPECT AND REMOVE SEDIMENT DAILY FROM NEARBY PAVED AREAS WHENEVER IT LEAVES YOUR SITE, WHETHER TRACKED OUT BY VEHICLES, BLOWN AWAY BY WIND, OR MOVED BY OTHER CONSTRUCTION ACTIVITIES. ENSURE REMOVAL OCCURS BY THE END OF THE SAME BUSINESS DAY WHEN THE SEDIMENT DISCHARGE HAPPENS, OR BY THE NEXT BUSINESS DAY IF IT OCCURS ON A NON-BUSINESS DAY. USE SWEEPING, SHOVELING, VACUUMING, OR SIMILAR EFFECTIVE METHODS FOR SEDIMENT REMOVAL. DO NOT SPRAY OR HOSE SEDIMENT ON SURFACES THAT DRAIN INTO NATURAL DRAINAGE FEATURES, STORM DRAINS, OR RECEIVING WATERS.
- D. MANAGE WATER TRUCK ACTIVITY
  - i. DON'T WATER ALL PATHS LEADING TO THE CE AT ONCE. LEAVE A CLEAR PATH FOR VEHICLES TO EXIT WITHOUT DRIVING THROUGH MUD.
  - ii. PROVIDE AN ON-SITE LOCATION FOR FILLING WATER TRUCKS WHERE POSSIBLE.
  - iii. DO NOT SPRAY WATER ON OFF-SITE PAVED SURFACES THAT DRAIN TO A NATURAL DRAINAGE FEATURE, STORM DRAIN INLET, OR RECEIVING WATER

REVISIONS	<b>CITY OF ALBUQUERQUE</b>
Draft 8/22/2025	<b>CONSTRUCTION STORMWATER QUALITY CONSTRUCTION EXIT (CE) &amp; TRACK-OUT CONTROL</b>
	SHEET 2 OF 2