HYDROLOGY

C23/D1a
2 PLANS

C 23/D1a
2 PLAN

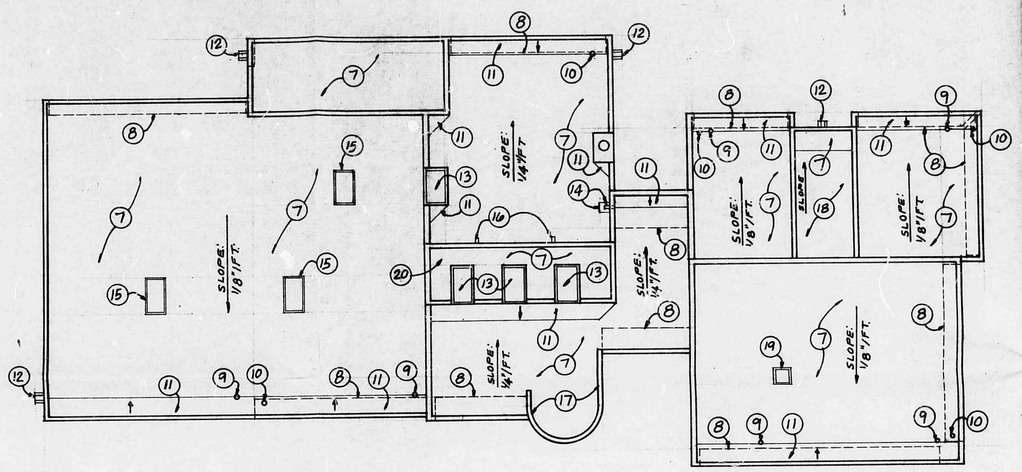

ROOF PLAN 1/8" = 1'-0"

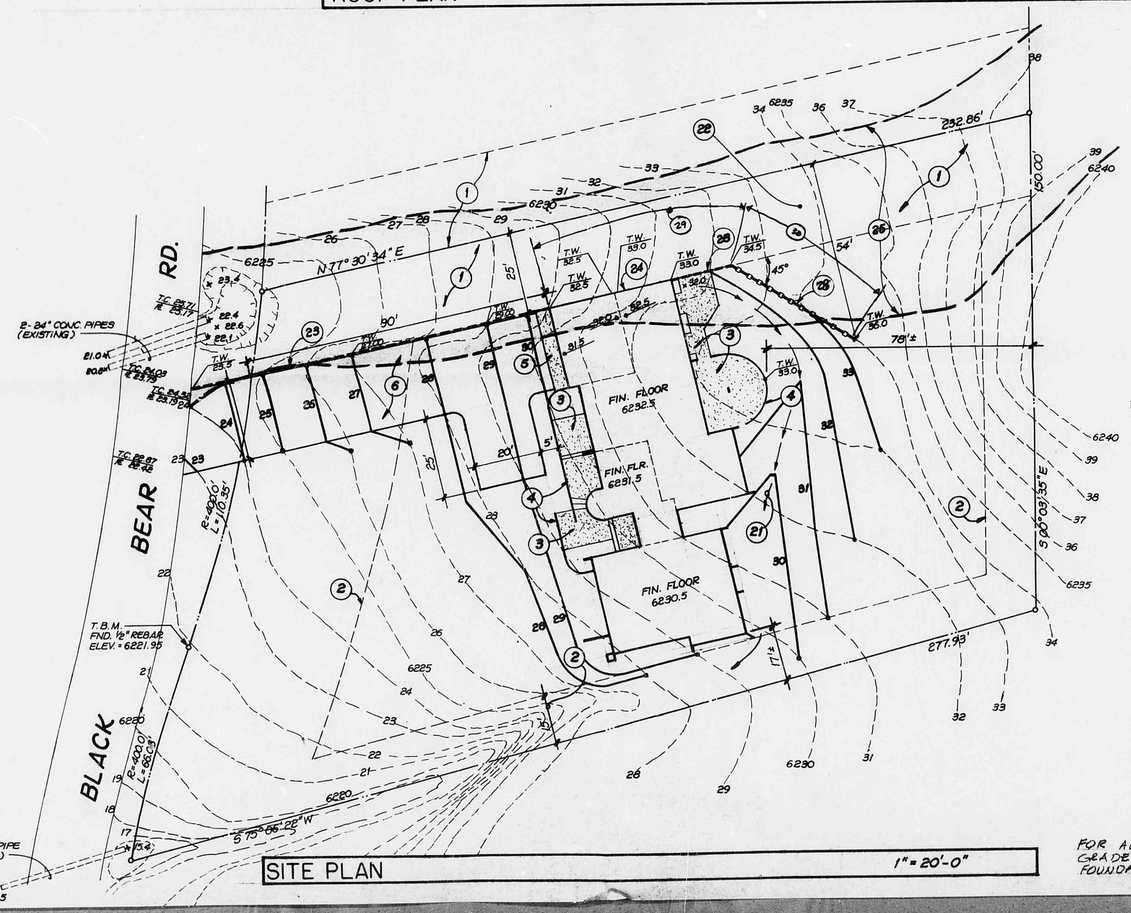

SITE PLAN 1" = 20'-0"

FOR ADDITIONAL BLDG. GRADES SEE SHT. 2 FOUNDATION PLAN

LEGAL DESCRIPTION: LOT 574, SANDIA HEIGHTS SOUTH
UNIT #5
BERNALILLO COUNTY, NEW MEXICO

UBC OCCUPANCY: R-3

TYPE OF CONSTRUCTION: 5-N

CODE: UNIFORM BUILDING CODE 1982 EDITION

LOADS: ROOF - 35 LBS. PER SQ. FT. TOTAL LIVE & DEAD LOAD
FLOOR - 40 LBS. PER SQ. FT. LIVE LOAD
BALCONY - 60 LBS. PER SQ. FT. LIVE LOAD

SOIL BEARING PRESSURE: 1500 LBS. PER SQ. FT. (ASSUMED)

KEYED NOTES:

1. 25' WIDE EASEMENT.
2. MINIMUM BUILDING SETBACK LINE.
3. CONCRETE PATIO - SEE FOUNDATION PLAN FOR SLAB ELEVATIONS.
4. COURTYARD WALL.
5. CONCRETE APRON.
6. DRIVE GRADED LEVEL, AS SHOWN. GRAVEL FINISH.
7. BUILD-UP ROOF.
8. DASHED LINE IS LINE OF STRUCTURE BELOW.
9. ROOF DRAIN - TRANSLATE OVER IN TRUSS SPACE TO WALL & RUN DOWN WALL - SEE FLOOR PLAN FOR WALL LOCATIONS.
10. OVERFLOW DRAIN THRU OVERHANG - MOUNT 2" ABOVE ROOF DRAIN.
11. PLYWOOD CRICKET.
12. WOOD FRAME AND STUCCO CANALE - SEE DETAIL 4, SHEET D2.
13. 2' X 4' SKYLIGHT MOUNTED IN RAISED PARAPET SECTION - SEE SECTIONS AND ELEVATIONS.
14. 4"X8" G.I. CANALE W/METAL SPLASH PAN BELOW - PAINT
15. 2 X 4 SKYLIGHT - CURB MOUNT.
16. 4 X 6 CANALE WITH METAL SPLASH PAN BELOW - PAINT FINISH.
17. HIGH PARAPET - SEE SECTIONS ELEVATIONS.
18. ASPHALT SHINGLE ROOF.
19. 2 X 2 SKYLIGHT - CURB MOUNT.
20. RAISED STRUCTURE FOR SKYLIGHTS AND DUCTS, SEE SECTION C, SHEET 7.
21. ASSURE PROPER DRAINAGE AROUND BOTH SIDES OF RESIDENCE AWAY FROM EXTERIOR WALLS.
22. NO GRADING OR PLACEMENT OF FILL MATERIAL IS ALLOWED WITHIN 25' DRAINAGE EASEMENT
23. CONSTRUCT RAILROAD TIE RETAINING WALL
24. STEM FOOTING ALONG DRAINAGE EASEMENT.
25. LIMIT OF 100 YEAR - 24 HOUR FLOOD PLAIN
26. FOR HYDROLOGIC DATA, SEE REPORT SUBMITTED TO BERNALILLO COUNTY FLOOD PLAIN ADMINISTRATION.
27. ~~CONSTRUCT C.M.U. OR RAILROAD TIE GARDEN WALL~~ DELETED
28. CONSTRUCT C.M.U. WALL - DIVERSION WALL
29. 5' DEEP FOUNDATION THIS AREA
30. STEP FOUNDATION FROM 5' TO 1'-6" BELOW GRADE THIS PORTION OF WALL

EDWARD L. LEYMON JR. N.M. REGISTERED 8105 PROFESSIONAL ENGINEER

EDPEY, HUSTON & ASSOC., INC.
Engineering & Environmental Consultants
601 INDIAN SCHOOL ROAD NE · SUITE 100
ALBUQUERQUE, NEW MEXICO 87110
PHONE (505) 266-5627

APPROVED FOR GRADING AND DRAINAGE ONLY.

JAMES L. LEYMON JR., N.M.R.P.E 8105 — DATE 5/22/85

REVISION 7-2-85

job title DR. AND MRS. RICHARD H. SELIGMAN RESIDENCE		
PROJECT MANAGER RICHARD B. MOELLER	job no 2884	date 4/15/85
sheet title SITE PLAN AND ROOF PLAN		by RBMA

STATE OF NEW MEXICO JORGE DE LA TORRE NO. 5551 REGISTERED ARCHITECT

de la torre · rainhart, p.a. aia
architects
6121 indian school road ne · suite 141
albuquerque nm 87110 · 505 881 0560

sheet 1 of 2

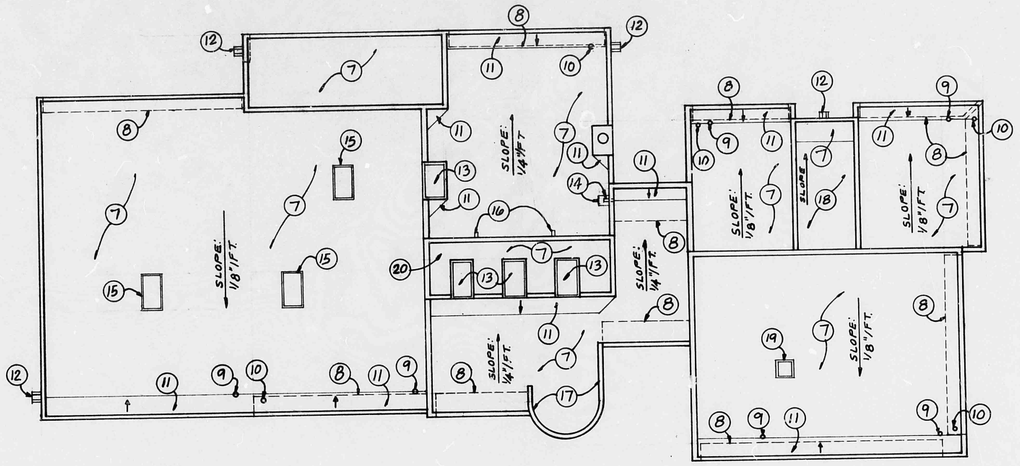

ROOF PLAN 1/8" = 1'-0"

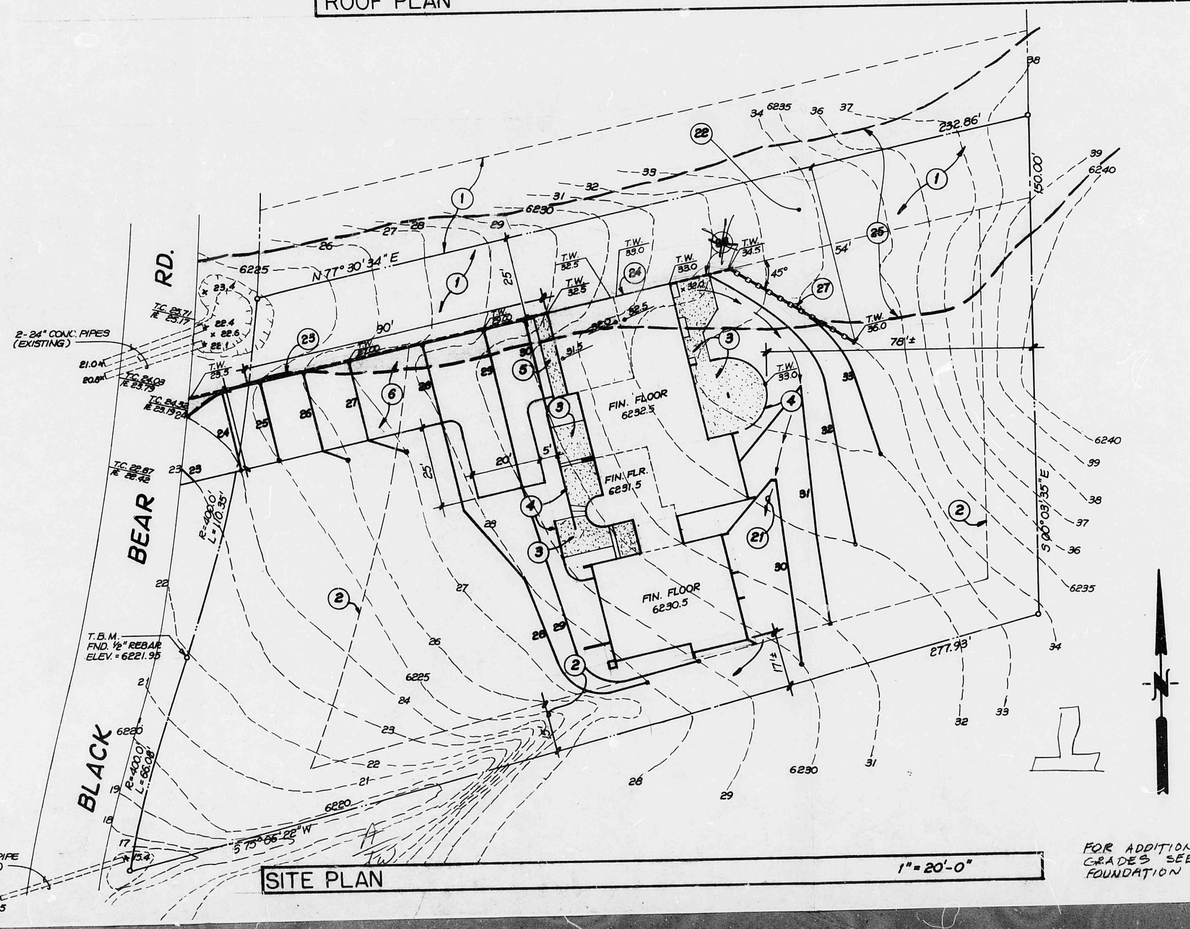

SITE PLAN 1" = 20'-0"

FOR ADDITIONAL BLDG. GRADES SEE SHT. 2 FOUNDATION PLAN

LEGAL DESCRIPTION: LOT 574, SANDIA HEIGHTS SOUTH
UNIT #5
BERNALILLO COUNTY, NEW MEXICO

UBC OCCUPANCY: R-3

TYPE OF CONSTRUCTION: 5-N

CODE: UNIFORM BUILDING CODE 1982 EDITION

LOADS: ROOF - 35 LBS. PER SQ. FT. TOTAL LIVE & DEAD LOAD
FLOOR - 40 LBS. PER SQ. FT. LIVE LOAD
BALCONY - 60 LBS. PER SQ. FT. LIVE LOAD

SOIL BEARING PRESSURE: 1500 LBS. PER SQ. FT. (ASSUMED)

KEYED NOTES:

1. 25' WIDE EASEMENT.
2. MINIMUM BUILDING SETBACK LINE.
3. CONCRETE PATIO - SEE FOUNDATION PLAN FOR SLAB ELEVATIONS.
4. COURTYARD WALL.
5. CONCRETE APRON.
6. DRIVE GRADED LEVEL, AS SHOWN. GRAVEL FINISH.
7. BUILT-UP ROOF.
8. DASHED LINE IS LINE OF STRUCTURE BELOW.
9. ROOF DRAIN - TRANSLATE OVER IN TRUSS SPACE TO WALL & RUN DOWN WALL - SEE FLOOR PLAN FOR WALL LOCATIONS.
10. OVERFLOW DRAIN THRU OVERHANG - MOUNT 2" ABOVE ROOF DRAIN.
11. PLYWOOD CRICKET.
12. WOOD FRAME AND STUCCO CANALE - SEE DETAIL 4, SHEET D2.
13. 2' X 4' SKYLIGHT MOUNTED IN RAISED PARAPET SECTION - SEE SECTIONS AND ELEVATIONS.
14. 4"X6" G.I. CANALE W/METAL SPLASH PAN BELOW - PAINT
15. 2 X 4 SKYLIGHT - CURB MOUNT.
16. 4 X 6 CANALE WITH METAL SPLASH PAN BELOW - PAINT FINISH.
17. HIGH PARAPET - SEE SECTIONS ELEVATIONS.
18. ASPHALT SHINGLE ROOF.
19. 2 X 2 SKYLIGHT - CURB MOUNT.
20. RAISED STRUCTURE FOR SKYLIGHTS AND DUCTS, SEE SECTION C, SHEET 7.
21. ASSURE PROPER DRAINAGE AROUND BOTH SIDES OF RESIDENCE AWAY FROM EXTERIOR WALLS.
22. NO GRADING OR PLACEMENT OF FILL MATERIAL IS ALLOWED WITHIN 25' DRAINAGE EASEMENT
23. CONSTRUCT C.M.U. OR RAILROAD TIE RETAINING WALL
24. STEM FOOTING ALONG DRAINAGE EASEMENT.
25. LIMIT OF 100 YEAR - 24 HOUR FLOOD PLAIN
26. FOR HYDROLOGIC DATA, SEE REPORT SUBMITTED TO BERNALILLO COUNTY FLOOD PLAIN ADMINISTRATION.
27. CONSTRUCT C.M.U. OR RAILROAD TIE GARDEN WALL.

RECEIVED
MAY 23 1985
HYDROLOGY SECTION

ESPEY, HUSTON & ASSOC., INC.
Engineering & Environmental Consultants
4801 INDIAN SCHOOL ROAD N.E. SUITE 204
ALBUQUERQUE, NEW MEXICO 87110
PHONE (505) 255-1825

APPROVED FOR GRADING AND DRAINAGE ONLY.

JAMES L. LEYMON JR. N.M.R.P.E. 8105 DATE

job title DR. AND MRS. RICHARD H. SELIGMAN RESIDENCE		
PROJECT MANAGER RICHARD B. MOELLER	job no 2884	date 4/15/85
sheet title SITE PLAN AND ROOF PLAN		by REMA

STATE OF NEW MEXICO
JORGE DE LA TORRE
NO. 860
REGISTERED ARCHITECT

de la torre · nannart, pa
architects aia
4121 indian school road ne · suite 121
albuquerque nm 87110 · 505 881 0559

sheet 1 of 14