

Martin J. Chávez, Mayor

March 3, 1997

Chris Weiss
C.L. Weiss Engineering
P.O. Box 97
Sandia Park, New Mexico 87047

RE: ENGINEER CERTIFICATION FOR AN ADDITION TO ALLIANCE APPLIANCE
(D17-D22) CERTIFICATION STATEMENT DATED 2/26/97

Dear Mr. Weiss:


Based on the information provided on your February 27, 1997 submittal, Engineer Certification for the above referenced site is acceptable.

If I can be of further assistance, please feel free to contact me at 924-3986.


C: Andrew Garcia

 File

Sincerely


Bernie J. Montoya CE
Engineering Associate





June 26, 1996

Martin J. Chávez, Mayor

Chris Weiss
C.L. Weiss Engineering, Inc.
1100 Alvarado Dr. NE
Albuquerque, NM 87110

RE: REVISED DRAIANGE PLAN FOR ALLIANCE APPLIANCE (D17-D22)
REVISION DATED 5/29/96.

Dear Mr. Weiss:

Based on the information provided on your June 3, 1996 resubmittal, the above referenced site is approved for Building Permit.

Please attach a copy of this approved plan to the construction sets prior to sign-off by Hydrology.

Also, prior to Certificate of Occupancy release, Engineer Certification per the D.P.M. checklist will be required.

If I can be of further assistance, please feel free to contact me at 768-2667.

Sincerely,


Bernie J. Montoya, CE
Engineering Associate

BJM/dl

c: Andrew Garcia

File





April 26, 1996

Martin J. Chávez, Mayor

Chris Weiss
C.L. Weiss Engineering
P.O. Box 97
Sandia Park, NM 87047

**RE: ALLIANCE APPLIANCE ADDITION (D17-D22) DRAINAGE AND GRADING
PLAN SUBMITTAL FOR BUILDING PERMIT APPROVAL. ENGINEER'S
STAMP DATED APRIL 4, 1996.**

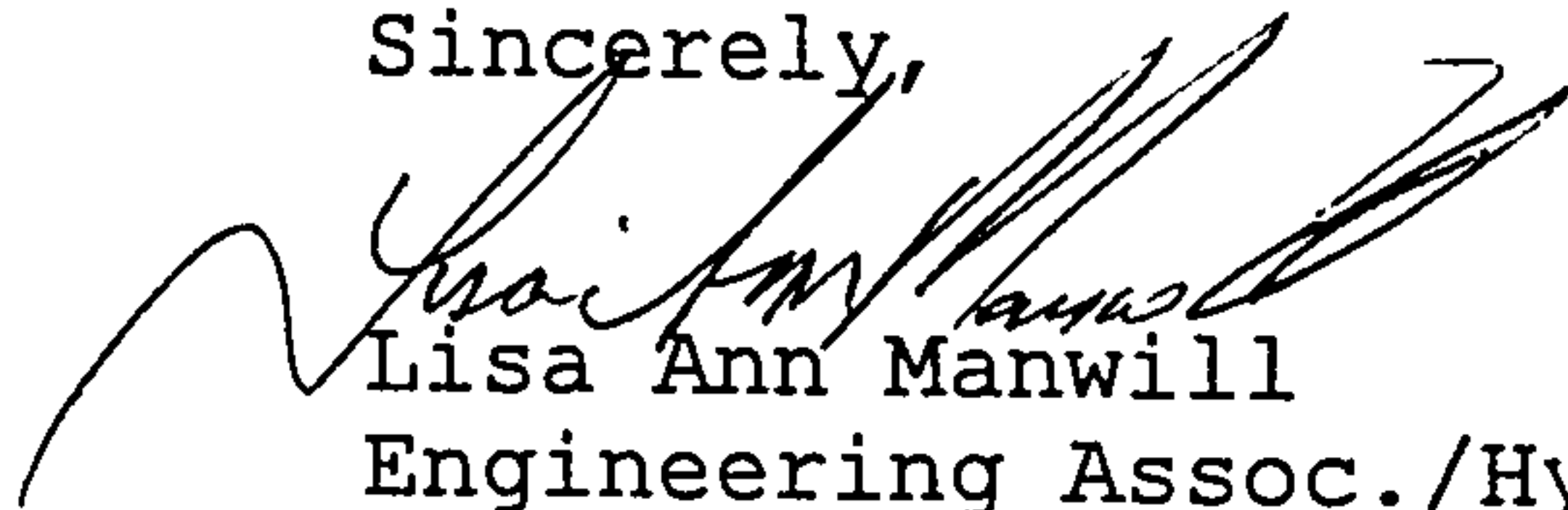
Dear Mr. Weiss:

Based on the information provided on your April 5, 1996
submittal, the above referenced project is approved for Building
Permit approval.

Prior to Certificate of Occupancy approval, an Engineer's
Certification will be required.

If I can be of further assistance, please feel free to contact me
at 768-3622.

Sincerely,



Lisa Ann Manwill
Engineering Assoc./Hyd.

c: Andrew Garcia
File,



Worksheet

Worksheet for Circular Channel

Project Description	
Project File	c:\haestad\fmw\heydu.fm2
Worksheet	Roof Storm Drain
Flow Element	Circular Channel
Method	Manning's Formula
Solve For	Channel Depth

Input Data	
Mannings Coefficient	0.010
Channel Slope	0.010000 ft/ft
Diameter	6.00 in
Discharge	0.50 cfs

Results	
Depth	0.30 ft
Flow Area	0.12 ft ²
Wetted Perimeter	0.89 ft
Top Width	0.49 ft
Critical Depth	0.36 ft
Percent Full	60.80
Critical Slope	0.006212 ft/ft
Velocity	4.00 ft/s
Velocity Head	0.25 ft
Specific Energy	0.55 ft
Froude Number	1.39
Maximum Discharge	0.78 cfs
Full Flow Capacity	0.73 cfs
Full Flow Slope	0.004699 ft/ft
Flow is supercritical.	

RECEIVED
JUL - 3 1996