HYDROLOGY

E21/D15
FIVE PLANS
ONE OF TWO

E21/D15

5 Plans

PLAN SHOT IN TWO SECTIONS.

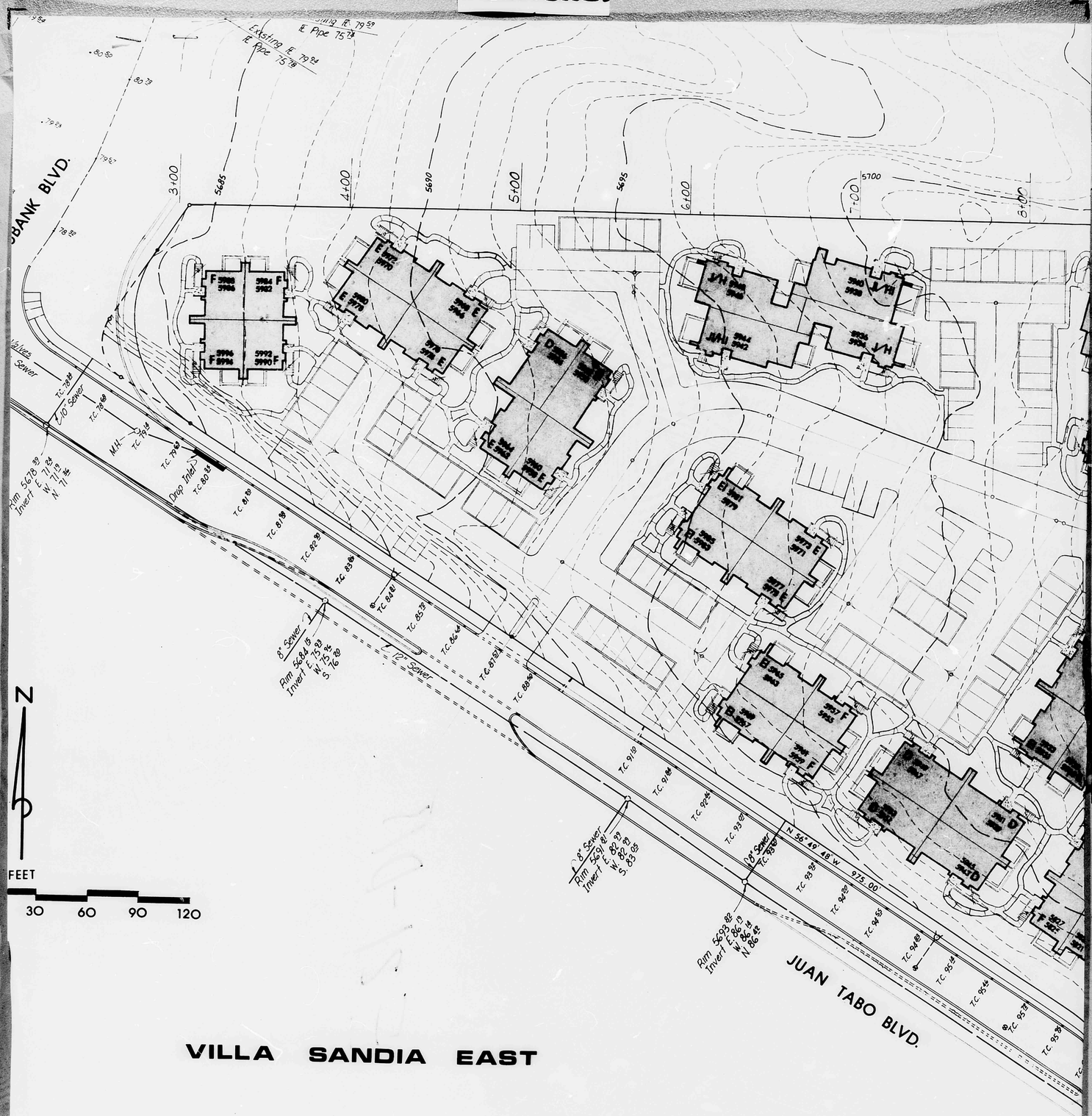

VILLA SANDIA EAST

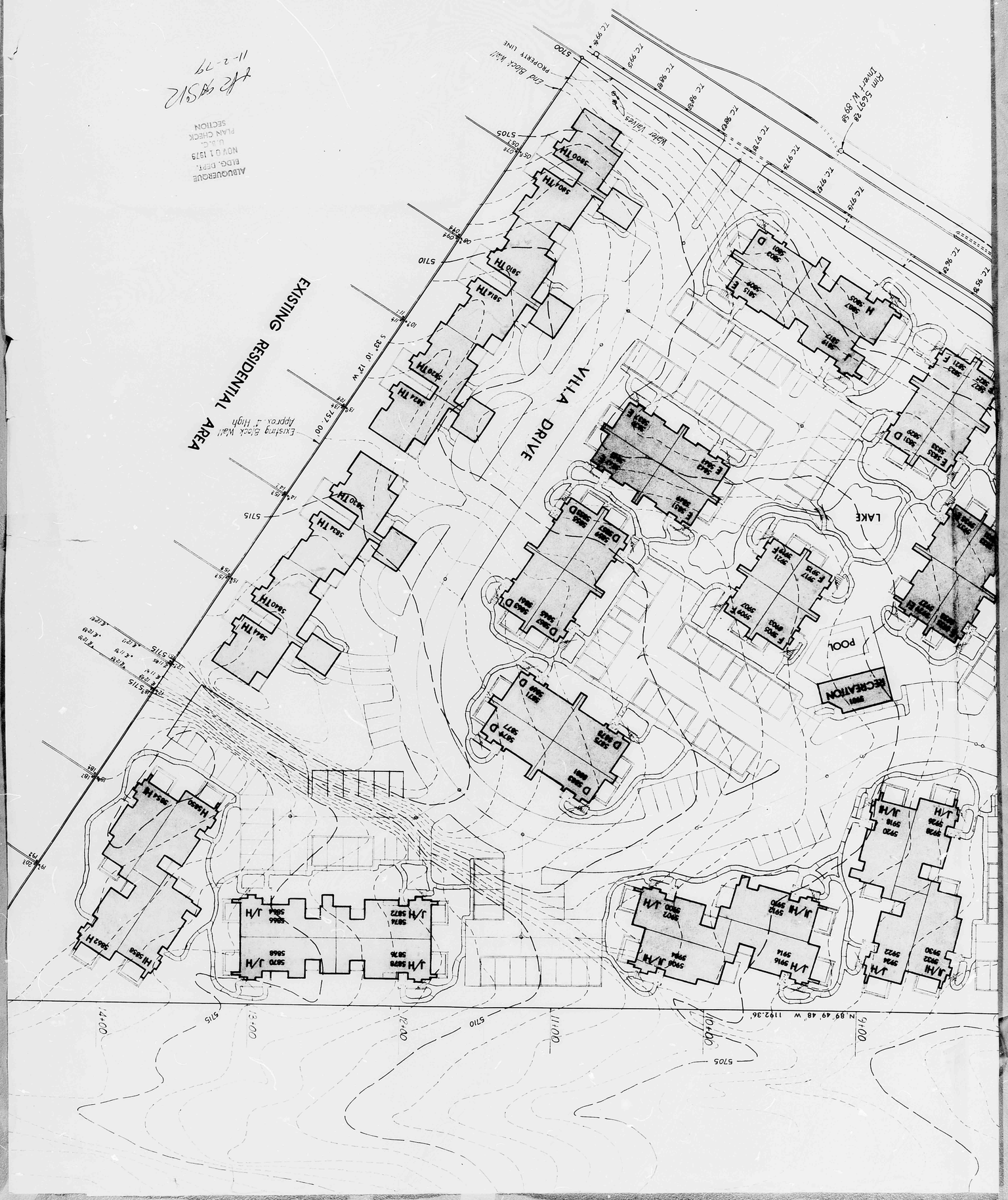
EXISTING RESIDENTIAL AREA
VILLA DRIVE
LAKE
POOL
RECREATION
Existing Block Wall
Approx. 7' High
S 33° 10' 12" W
757.00
Water Valves
End Block Wall
PROPERTY LINE
Rim Elev 28
Invert W. 89.8
N 89° 49' 48" W 1192.36'
5700
5705
5710
5715
ALBUQUERQUE
BLDG. DEPT.
NOV 01 1979
PLAN CHECK
SECTION
11-2-79

CITY OF ALBUQUERQUE
THIS MICROIMAGE IS THE BEST POSSIBLE REPRODUCTION DUE TO THE POOR QUALITY OF THE ORIGINAL DOCUMENT

NOTE APPROVED FOR DRAINAGE
Bruce Campbell 9/14/79

9/11/79

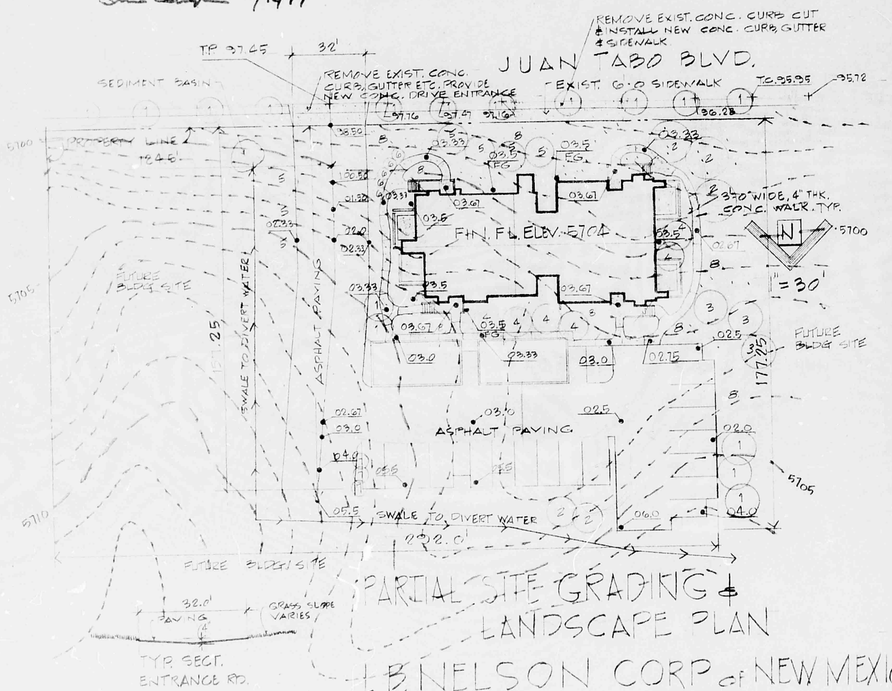

PARTIAL SITE GRADING & LANDSCAPE PLAN

L.B. NELSON CORP. of NEW MEXICO
6400 UPTOWN BLVD. SUITE 473 W.
ALBUQUERQUE, NEW MEXICO

LEGEND

- EXIST. CONTOUR
- + 95.00 EXIST. FIN. ELEV.
- • 93.50 NEW FIN. GRADE ELEV.

DESIGN PROFESSIONALS, INC.
4125 CARLISLE NE
ALBUQUERQUE, NEW MEXICO
ARCHITECTS / ENGINEERS

LANDSCAPE PLANTING LEGEND	
1. MODESTO ASH - 2½" - 3 CAL.	7. SAMMY JUNIPER
2. FRUITLESS MULBERRY - 2½" - 3 CAL.	8. LAWN w/ IRRIGATION SYSTEM
3. MAPLE - 2½" - 3" CAL.	
4. PONDEROSA PINE - 8' - 10' H.	
5. FLOWERING PLUM - 2" CAL.	
6. ITALIAN CYPRESS - 5 GAL.	
NOTE: ALL LANDSCAPING SHALL BE IRRIGATED BY AUTOMATIC SYSTEM	

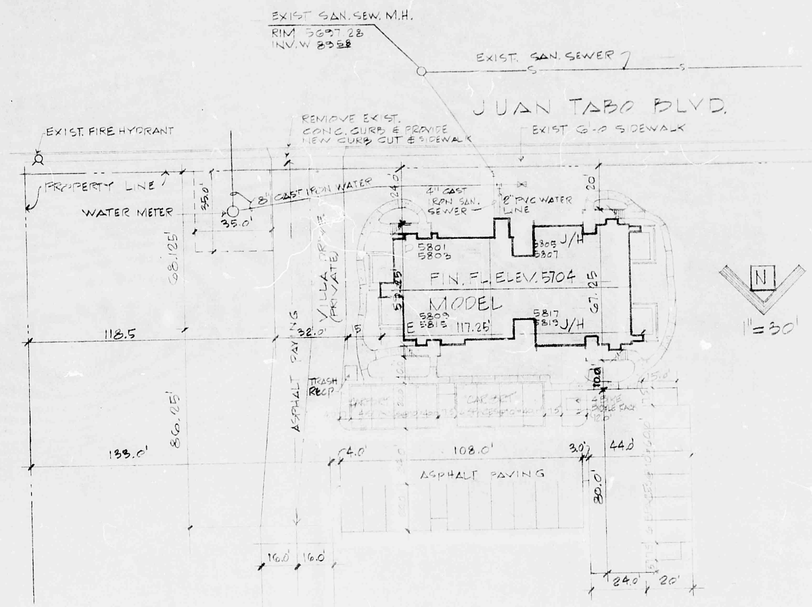

PARTIAL SITE & UTILITY PLAN

SOUTHERLY PORTION OF TRACT NO. 3
ACADEMY HILLS SUBDIVISION UNIT NO. 6

L.B. NELSON CORP. of NEW MEXICO
6400 UPTOWN BLVD. SUITE 473 W.
ALBUQUERQUE, NEW MEXICO

DESIGN PROFESSIONALS, INC.
4125 CARLISLE NE
ALBUQUERQUE, NEW MEXICO
ARCHITECTS / ENGINEERS

APPROVED
CODE ADMINISTRATION
CITY OF ALBUQUERQUE
BY 9-28 DATE 9-24-79

ALBUQUERQUE
BLDG. DEPT.
SEP 24 1979
U.B.C.
PLAN CHECK
SECTION

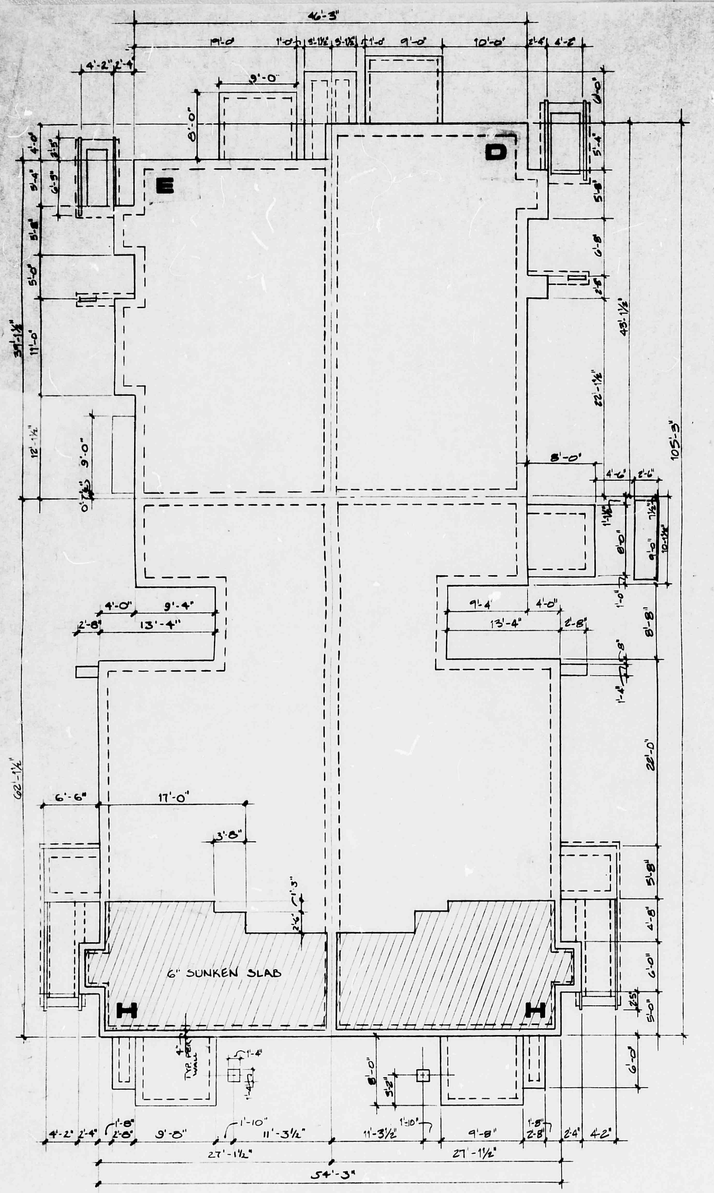

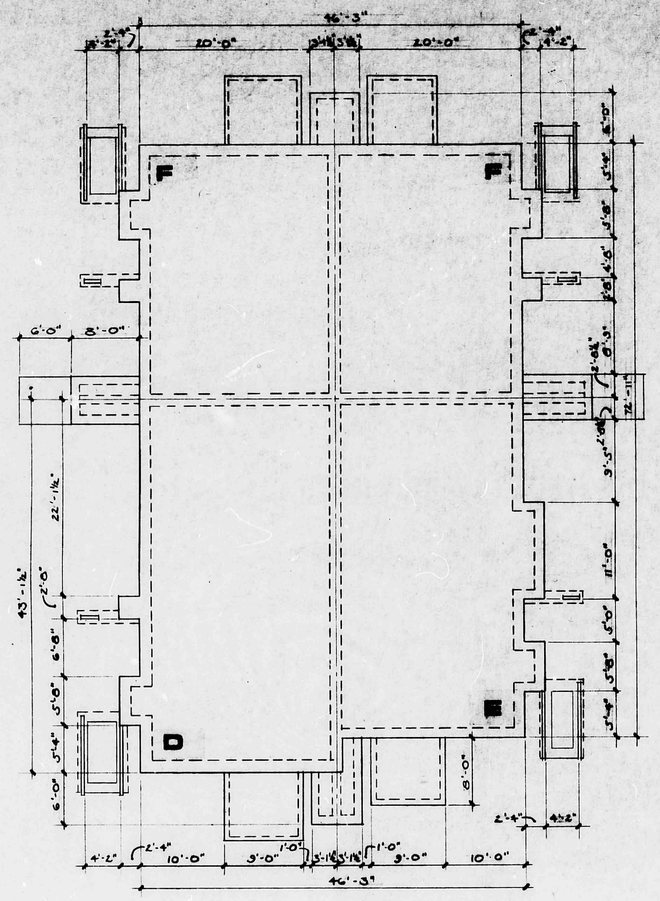

APPROVED
CODE ADMINISTRATION
CITY OF ALBUQUERQUE
BY SJP DATE 9-24-79

ALBUQUEROUE
BLDG. DEPT.
SEP 24 1979
U.B.C.
PLAN CHECK
SECTION

DESIGN PROFESSIONALS, INC.
4100 UPTOWN BLVD. NE, ALBUQUERQUE, N.M. 87107

PROJECT TITLE: ALBUQUERQUE B-PLEX DEVELOPMENT
JUAN TABO & EUBANK N.E.
ALBUQUERQUE, NEW MEXICO

FOR: L.B. NELSON CORPORATION OF NEW MEXICO
6400 UPTOWN BOULEVARD N.E.
ALBUQUERQUE, NEW MEXICO

SHEET TITLE: FOUNDATION LAYOUT PLANS - MODELS

dpi
Drawn by: ____ Proj. No: 7344
Checked by: ____ Date: 9-1-79
ARCHITECTS/ENGINEERS

DRAWING S4 SHEET OF

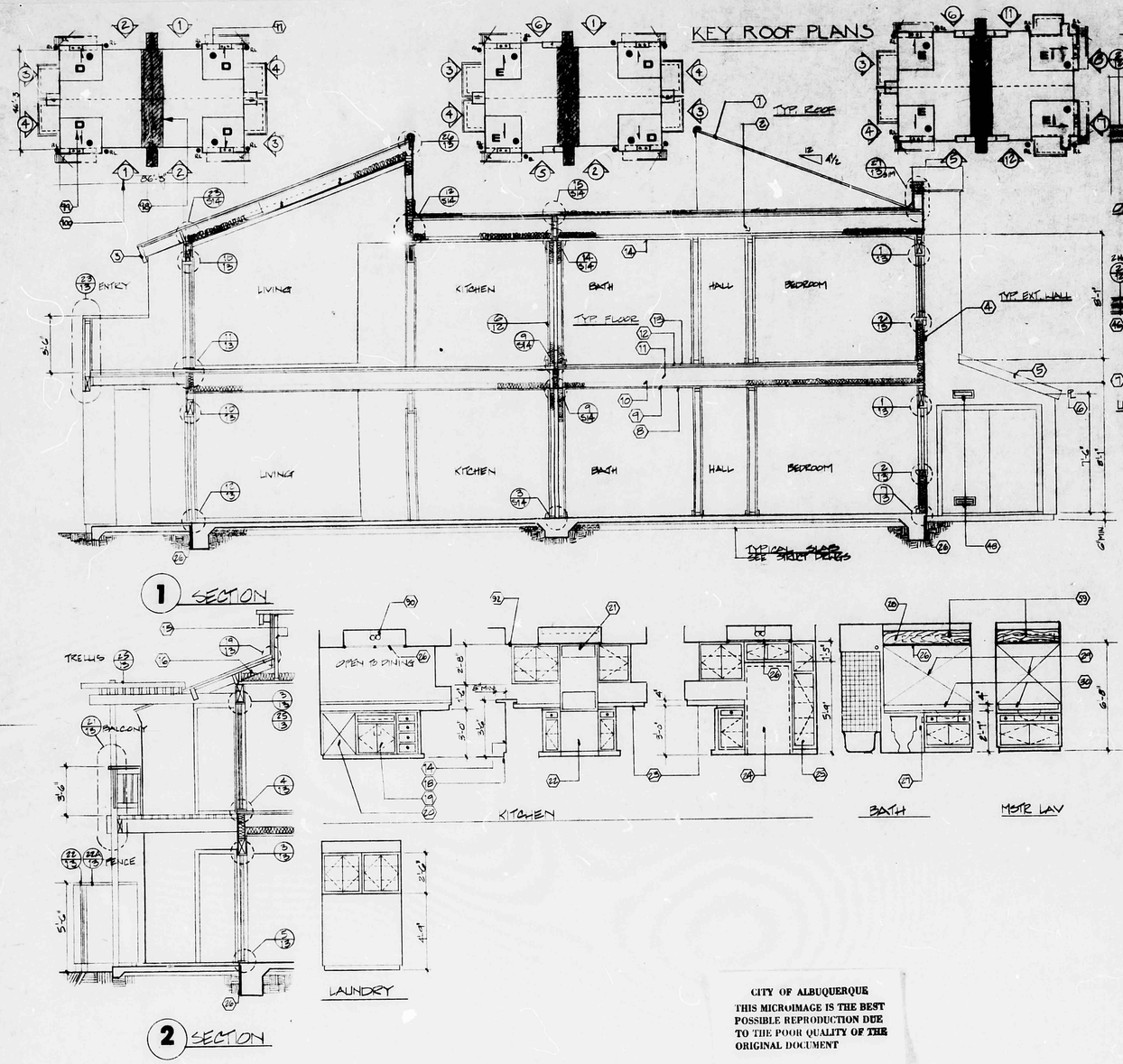

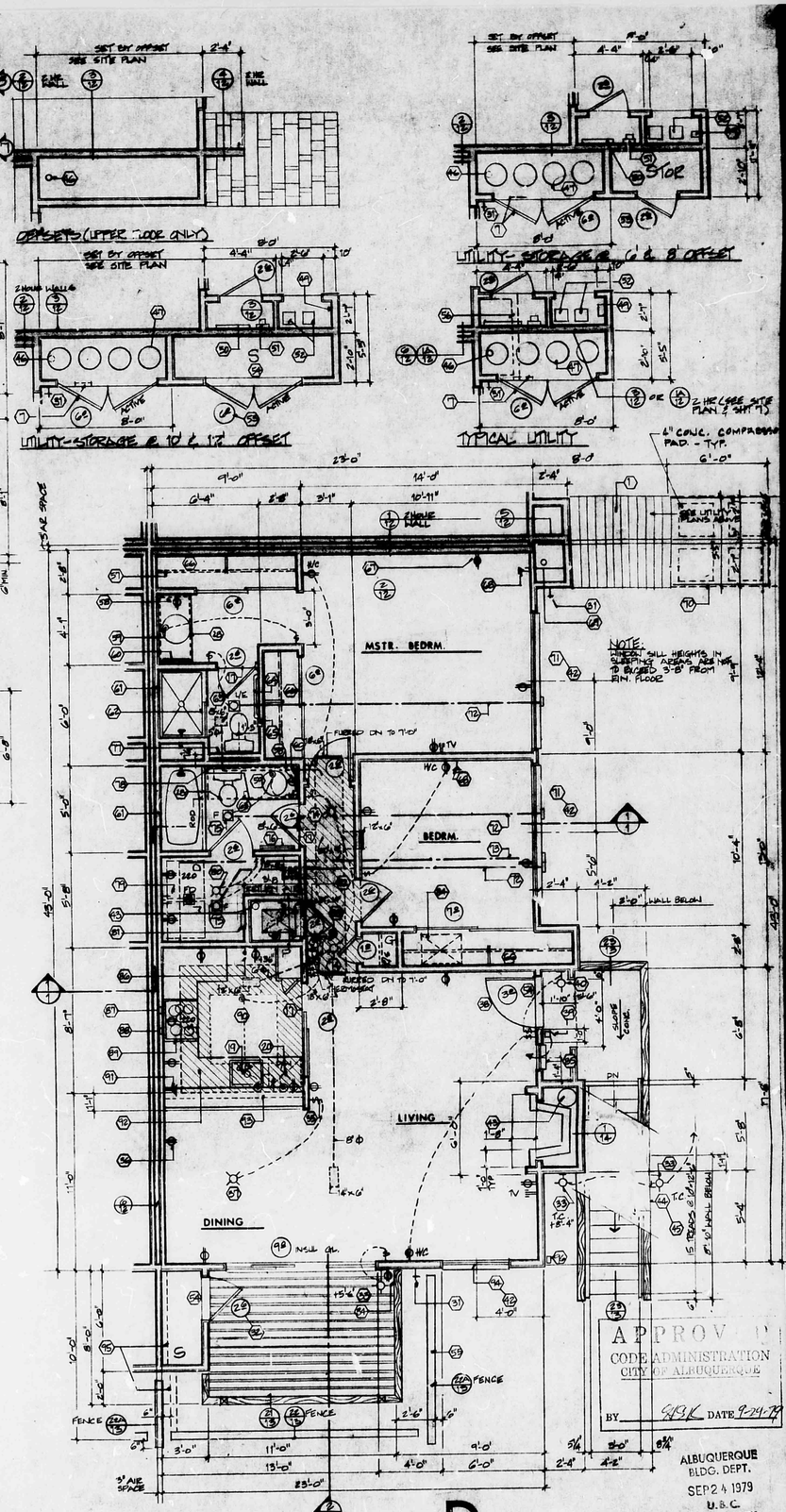

UPPER FLOOR PLAN

SCALE 1/4"=1'-0" UNLESS NOTED OTHERWISE. SIM. EXCEPT @ PATIO, ENTRY & UTILITY

NOTE: (TYP ALL PLANS)
INTERIOR FINISHES SHALL COMPLY WITH UBC 1976 ED. TABLE 42 B FOR R-3 OCCUPANCY, AND GLAZING SHALL COMPLY WITH FED. STD. 16 CFR-1201

CITY OF ALBUQUERQUE
THIS MICROIMAGE IS THE BEST POSSIBLE REPRODUCTION DUE TO THE POOR QUALITY OF THE ORIGINAL DOCUMENT

DOORS

1. DOOR WIDTHS PER PLAN
2. SEE SPECS. FOR THICKNESS, QUALITY & CONSTRUCTION
3. ALL SWING, POCKET & BI-FOL. DOOR HEIGHTS SHALL BE 6'-8", UNLESS OTHERWISE NOTED.
4. ALL SLIDING CLOSET DOORS HEIGHTS SHALL BE 6'-8" UNLESS OTHERWISE NOTED. ALL DOORS & CLOSET DOORS SHALL BE PROVIDED WITH SAFETY GLASS
5. FULL HG WOOD FURNITURE DOOR PER PLAN NOTE B/6 FOR FORCED AIR SYSTEMS

ELECTRICAL

SEE SHT. 3 FOR ELECTRICAL FIXTURE SCHEDULE

FINISH

ROOM	FLOOR	BASE	WALL	CEILING
TYPICAL	CARPET	1/2" x 2 1/2" WOOD	GYP BD	ACOUSTICAL PLASTER ON GYP BD
BATH, LAUNDRY	RESILIENT	2 1/2" TOPSET	WR GYP BD	WR GYP BD
EXTERIOR UNIT STORAGE	EXP. CONC.	NONE	3/8" PLYWOOD	3/8" PLYWOOD
WATER HEATER STORAGE ELEC. METER	EXP. CONC.	NONE	5/8" WR GYP BD	5/8" WR GYP BD. 8' AIR SPACE
KITCHEN	RESILIENT	1/2" x 1 1/2" WOOD	GYP BD	GYP BD

REVISED CONSTRUCTION NOTES

1. Conc. tile on 1x stripping
2. Pre-fab trusses @ 24" o.c. w/ R-26 insulation (6" Batt or Blown)
3. 8" rough X-90 fascia. See detail sht. 10.
4. Stucco on wire mesh on bldg. paper on 4/10 ext. gyp. sht'g. on 2 studs @ 16" o.c.; Batt Insulation R-11; 1/2" gyp. bd. interior.
5. 8" rough X-70 fascia. See detail.
6. Plate @ utility
7. Comb. air louvers as req'd (gas water heaters only) w/ insect sc
8. 5/8" gyp. bd.
9. Resilient channels @ 16" o.c.
10. R-11 Batt insulation
11. Pre-fab floor trusses @ 16" o.c.
12. 1/2" plywood
13. 1 1/2" lt. wt. conc.
14. 1/2" gyp. bd.
15. Gable truss
16. Hip rafters @ 24" o.c.
17. Carput strip.
18. Wood base
19. Sink w/ garbage disposal
20. Dishwasher
21. Wood filler w/ top; offset flue in space @ lower floor
22. Range/oven
23. Lam plastic top, splash & edge
24. Refrig./freezer space
25. Pantry unit
26. Acrylic lens w/ gold color alum. tee bar.
27. Surface toilet paper holder
28. 2 x 8 wood fascia with luminous ceiling
29. Mirror
30. Syn. marble top & splash
31. Hose bib lower floor only
32. 1 3/4" solid core flush 6'-4" high @ upper floor
33. See Sht. 3 Electric Fixture Schedule item 6
34. WP GRCI outlet.
35. See Sht. 3 Electric Fixture Schedule Item 2
36. Offset outlets in party walls @ 16". Outlets shall be in steel bo See 2/9 for 2 hr. wall.
37. See Sht. 3 Electric Fixture Schedule Item 1.
38. 1 3/4" solid core - 6 panel weather strip.
39. See Sht. 3 Electric Fixture Schedule Item 3.
40. See Sht. 3 Electric Fixture Schedule Item 13.
41. 6040 horiz. sliding alum. dk. bronze finish insulated glass.
42. Vinyl vapor seal around rough opening.
43. Flue from below
44. See Sht. 3 Electric Fixutre Schedule Item 12.
45. 2 fixtures + 6'-0" above grade - see Ext. Elevations.
46. Combined or single flue to roof per UMC 1976.
47. Alternate: Individual wtr. htrs. connected to unit gas meters. circulating pump. If elect. wtr. htrs. are selected wtr. htr. roo becomes project storage.
48. Insect screened combustion air louvers for gas wtr. htrs. See Sh
49. Line w/ typ. ext. stucco
50. T.V., tel. panels
51. Elec. meters
52. Gas meters
53. All doors shown are 6'-8" high, solid core 1 3/4" thick, provide astragal on active leaf of door pairs.
54. Metal threshold
55. Wood fence see details.
56. Dotted: Wall above
57. See Sht. 3 for typical closet interior shelving & rod layouts.
58. GFCI
59. See sht. 3 Electric Fixture Schedule Item 16 wall mtd. up 7'-2".
60. 18" towel bar
61. 5/8" gyp. bd. to continue behind tub. Solid block horiz. for nai Apply additional 1/2" WR gyp. bd. over tub lip to ceiling.
62. Shatterproof enclosure w/ towel bar.
63. See Sht. 3 Electric Fixture Schedule Item 5.
64. 30" towel bar
65. Toilet paper holder
66. Rod/shelf
67. Wiring in conduit from floor to steel box
68. Phone jack
69. Water Heater flue(s) to roof (gas W.H. condition).
70. Dotted: Outline of utility @ 6'-0" offset
71. 8040 horiz. sliding alum. dk. bronze fin. insul. glass.
72. Exhaust fan duct @ lower floor to run in floor joist space above. Upper floor to run to roof jack.
73. Vent to exterior per UMC 1976. Lower floor duct to run up to flo joist above to wall cap. Upper floor duct to run down to floor j below to wall cap. Wall caps to aline.
74. See Sht. 3 Electric Fixture Schedule Item 8.
75. See Sht. 3 Electric Fixture Schedule Item 4.
76. 20" towel bar
77. 2 - 2 x 4 stud walls
78. Provide Batt insulation both stud plumbing walls, lower units on
79. HW, CW Drain + 48"
80. See Sht. 3 Electric Fixture Schedule Item 14.
81. Electric sub-panel
82. Forced air system condition shown, door height set by return air register below door.
83. See Sht. 3 Electric Fixture Schedule Item 9.
84. 22" x 30" attic access
85. 1'-6" x 6'-4" fixed mullion + 1'-6" temp. gl. @ bottom
86. Refrig. water stub
87. Duct from lower floor range hood to roof jack.
88. Duct to roof jack
89. Range hood w/ light & fan
90. See sht. 3 Electric Fixture Schedule Item 10.
91. Wall Phone Jack
92. Ceiling furred down to 7'-2".
93. See 1/0" plans, Sht. 5 for location of sink & dishwasher in oppo hand units.
94. 4040 horiz. sliding alum. dk. bronze fin. insul. glass.
95. Dotted: Condition @ single storage & fence.
96. Rain Leader.
97. Entry Designation
98. 2 hr. wall shaded - 1/9
99. Unit Type
100. Elevation No. - see Sht. 6 & 7.

DESIGN PROFESSIONALS, INC.
4100 CLAY SE, BLVD. NE, ALBUQUERQUE, NM 87107
(505) 881-6336

PROJECT TITLE: ALBUQUERQUE 8-PLEX DEVELOPMENT
N. TASS & EUBANK N.E.
ALBUQUERQUE, NEW MEXICO

FOR: L. B. NELSON CORPORATION OF NEW MEXICO
6400 UPTOWN BOULEVARD NE
ALBUQUERQUE, NEW MEXICO

SHEET TITLE:

Unit D — UTILITY/STORAGE
INTERIOR ELEVATIONS
SECTIONS
FLOOR PLAN

dpi ARCHITECTS/ENGINEERS

Drawn by: ____ Proj. No: 7944
Checked by: ____ Date: 9-1-79

DRAWING 1 SHEET OF

HYDROLOGY

E21/D15
FIVE PLANS
TWO OF TWO

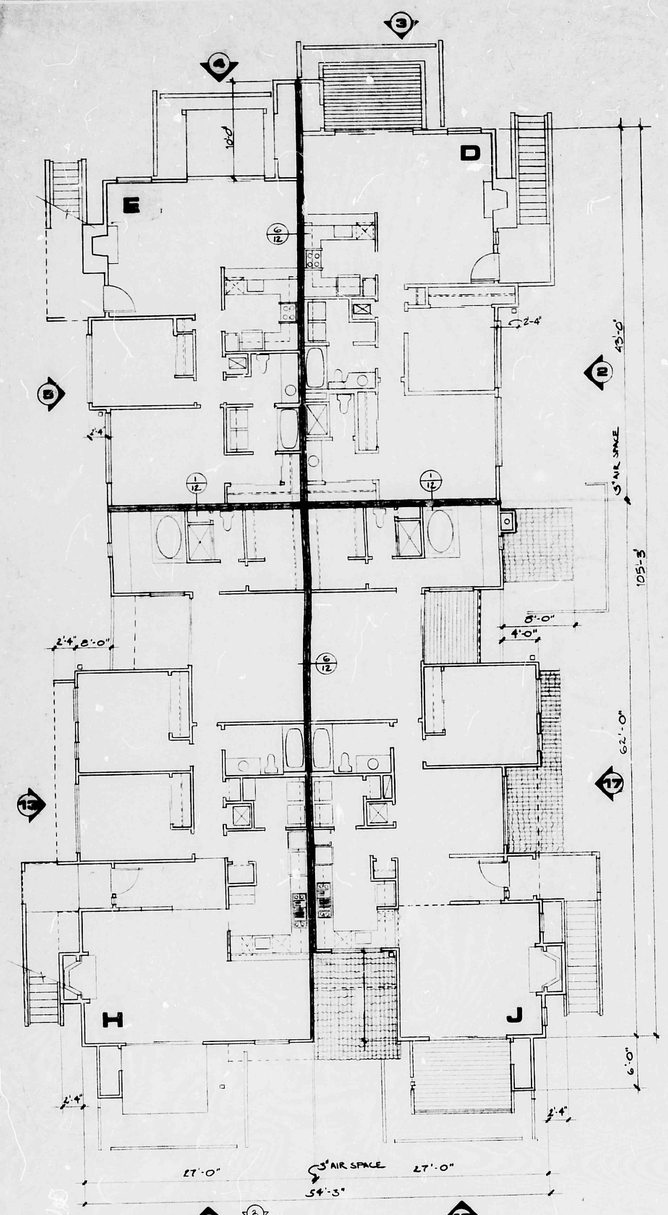

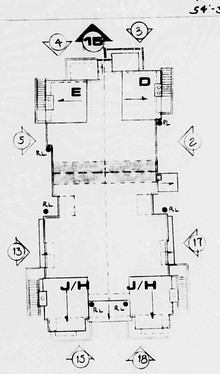

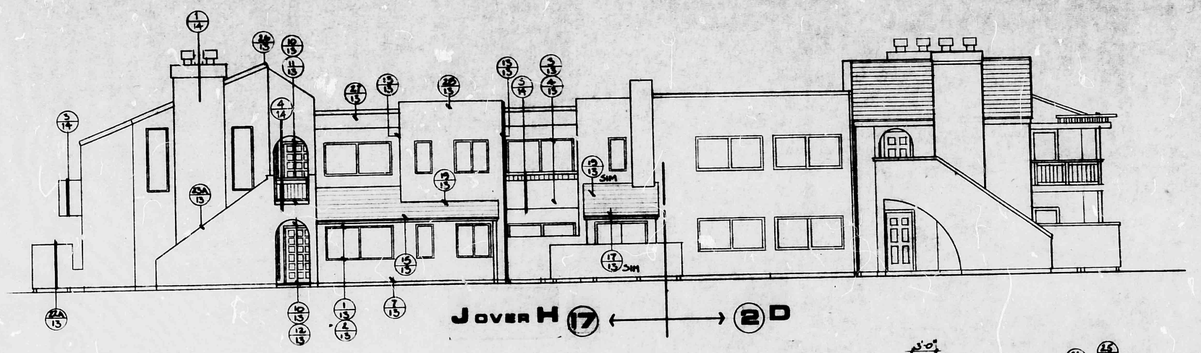

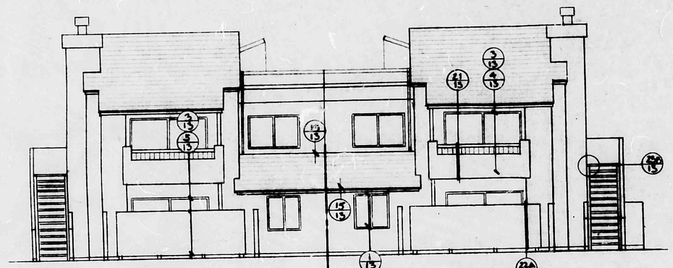

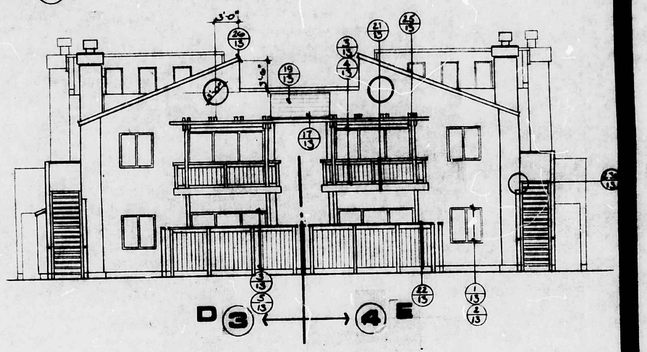

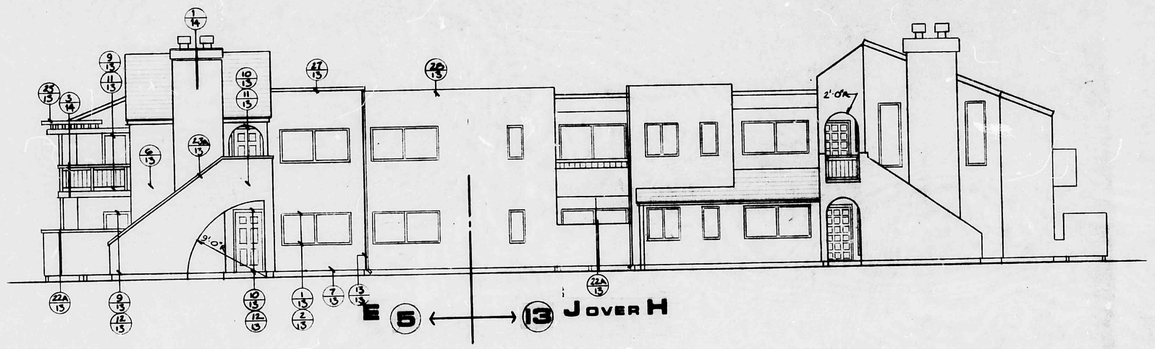

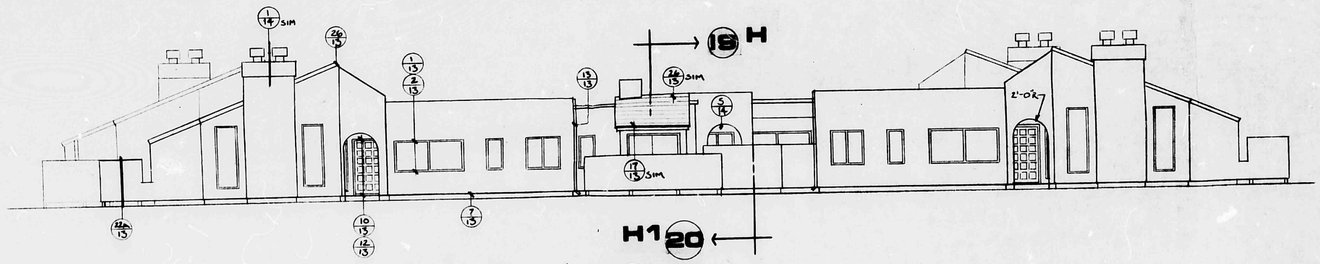

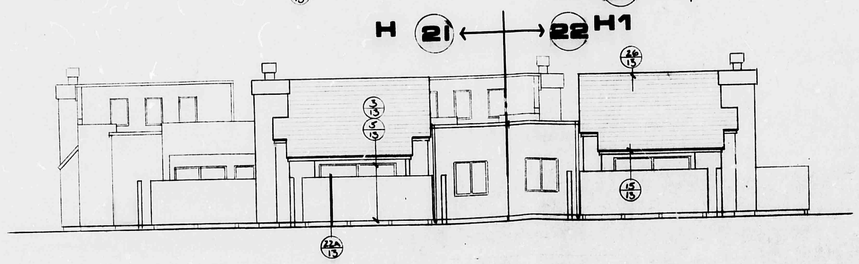

APPROVED
CODE ADMINISTRATION
CITY OF ALBUQUERQUE
BY _____ DATE 9-24-79

ALBUQUERQUE
BLDG. DEPT.
SEP 24 1979
U.E.C.
PLAN CHECK
SECTION

DESIGN PROFESSIONALS, INC.
4128 CARLISLE BLVD. NE. ALBUQUERQUE, NM
(505) 881-8338 87107

PROJECT TITLE: ALBUQUERQUE 8-PLEX DEVELOPMENT
JUAN TABO & EUBANK N.E.
ALBUQUERQUE, NEW MEXICO

FOR: L.B. NELSON CORPORATION OF NEW MEXICO
6400 UPTOWN BOULEVARD N.E.
ALBUQUERQUE, NEW MEXICO

SHEET TITLE: ROOF PLANS
ELEVATIONS - STANDARD MODEL

dpi ARCHITECTS/ENGINEERS

Drawn by: _____ Proj. No: 7944
Checked by: _____ Date: 9-1-79

DRAWING 10 SHEET OF