HYDROLOGY

F17/D1
TWO PLANS

F 17 - D1

2 PLANS

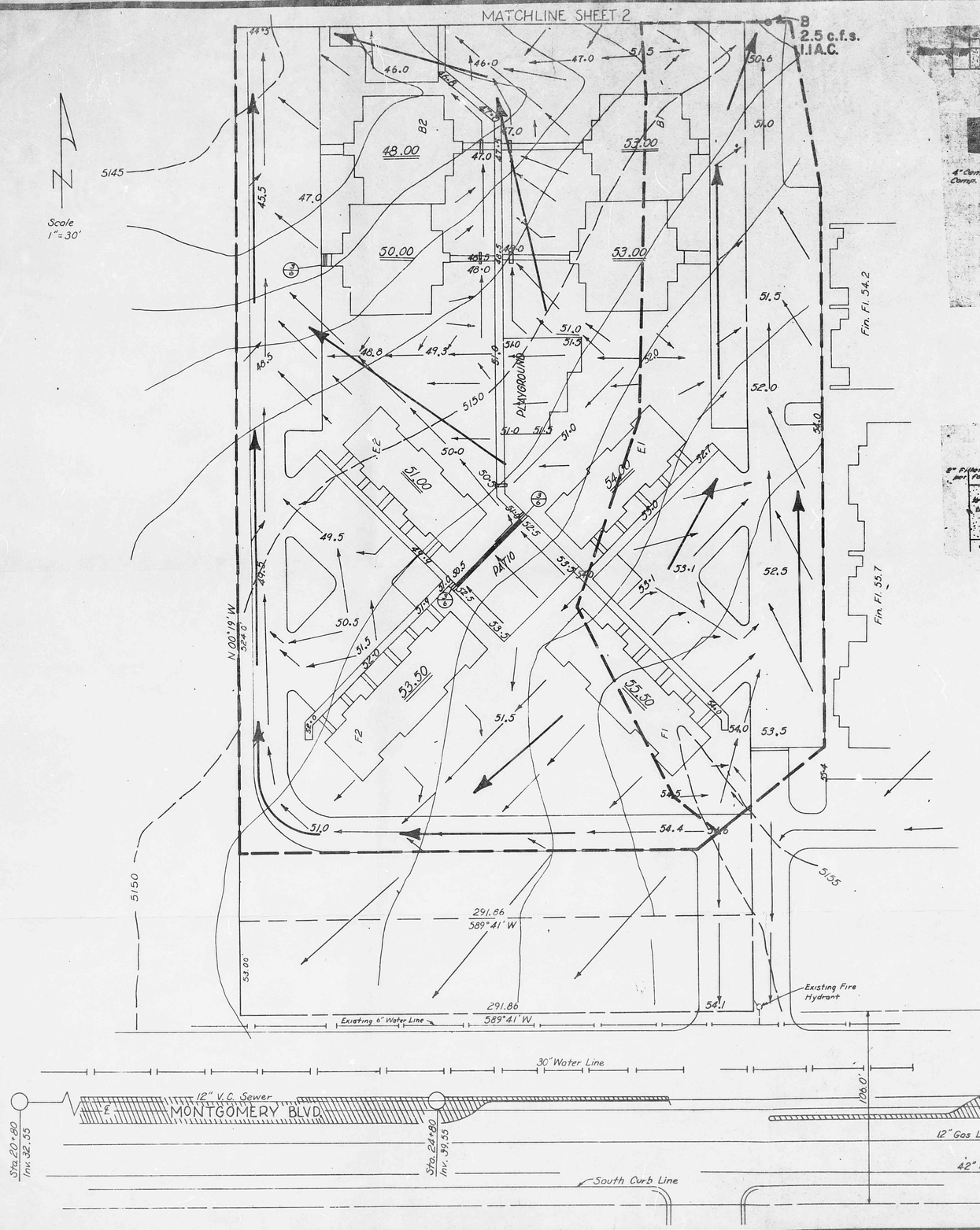

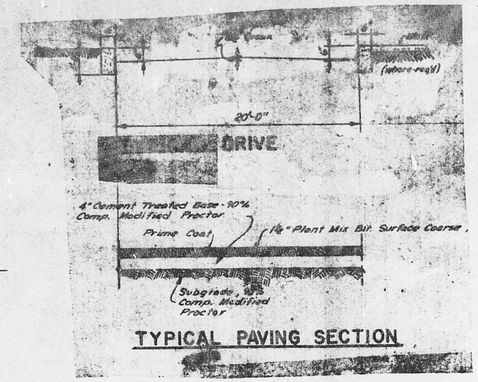

TYPICAL PAVING SECTION

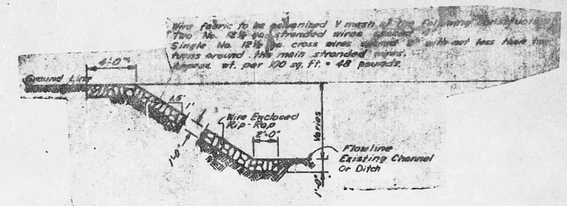

ROCK AND WIRE RUNDOWN
PROFILE

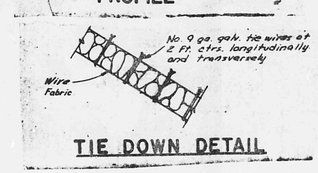

TIE DOWN DETAIL

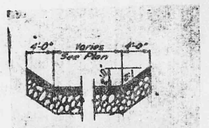

ROCK AND WIRE RUNDOWN
SECTION

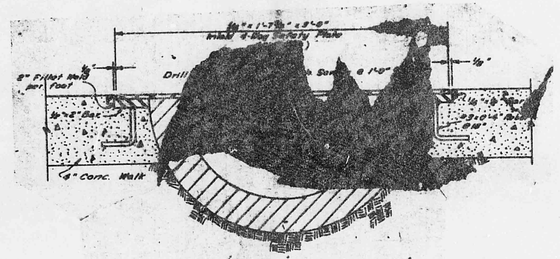

DETAIL "A" CROSSWALK DRAIN
SCALE: 3" = 1'-0"

NOTE: Use polyethelene film, 8 mil thickness x 18" wide under ½ round concrete pipe.

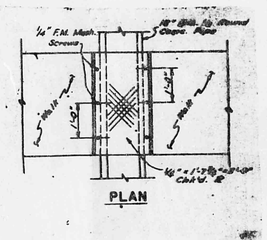

PLAN

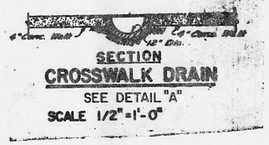

SECTION
CROSSWALK DRAIN
SEE DETAIL "A"
SCALE 1/2" = 1'-0"

LEGEND

53.50	Finished Floor Elevation
49.6	Elevation at Location of decimal point
→	Drainage Flow Direction
	Crosswalk Drains
3	No. of Risers (Steps)
6	Depth of Risers (Steps)
	Retaining Wall

GENERAL

1. Any areas st... to 1' shall be held with riprap or retainin... added to keep slope from exceeding ...
2. Finish grade @ ... " below finish floor of building unless ... e noted.
3. Use header curb ... arking areas.
4. One foot interva... isting contours.
5. Paving grade ... s in driveways and parking areas is 6" ... of curb, unless otherwise noted.
6. The first 4' ... shall not fall more than 4".
Retaining wall... ed where needed to comply with this.

F17/01

PLATE 2

DESCRIPTION	GRADING & DRAINAGE PLAN
SHEET	1 OF 2
DRAWN BY	
SCALE	1" = 30'
DATE	
SEAL	
LOCATION	Albuquerque II Albuquerque, New Mexico
FOR	Kassuba Development Corp. Palm Beach, Florida

Project No. E 72-052

PLAN SHOT IN TWO SECTIONS.

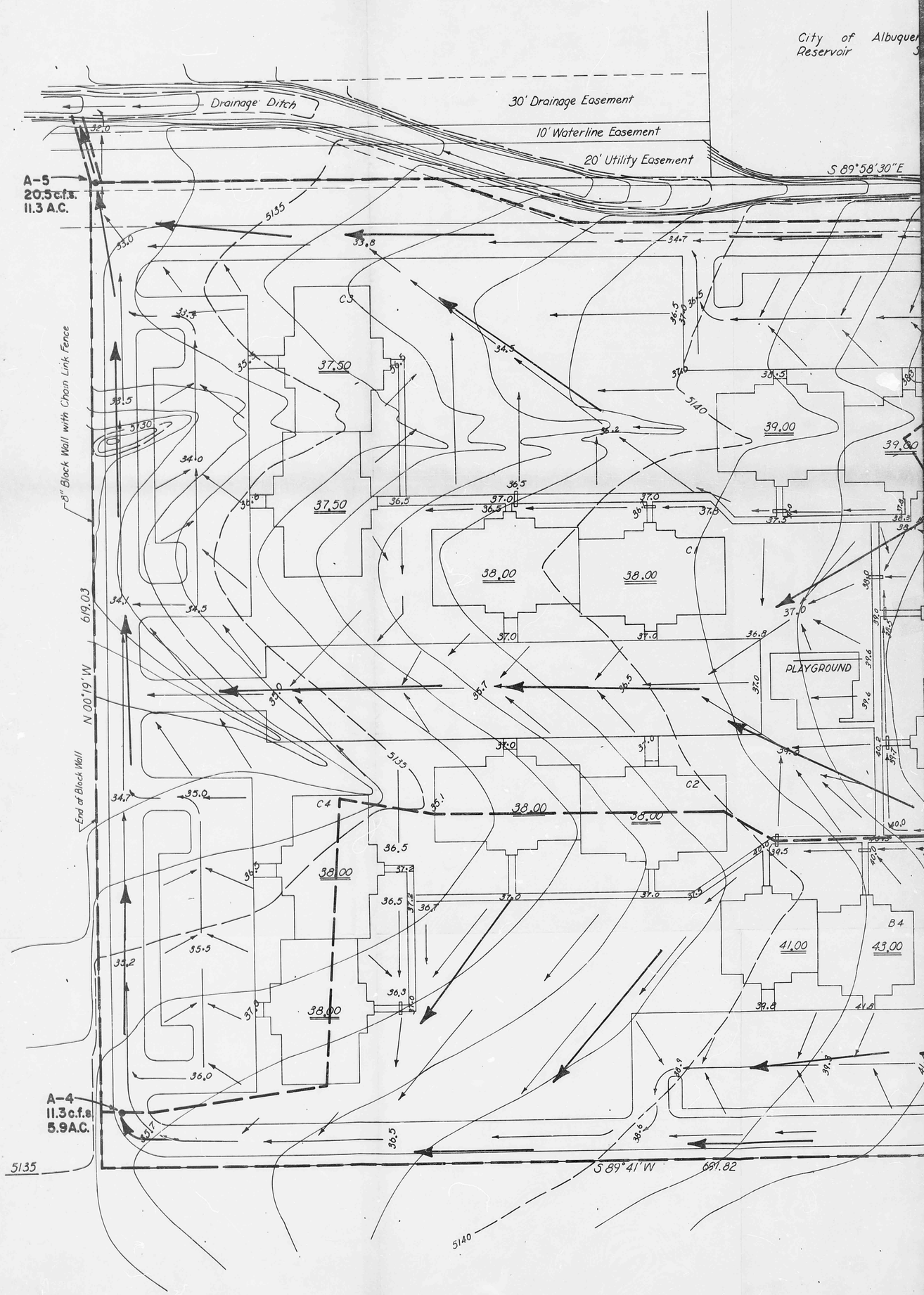

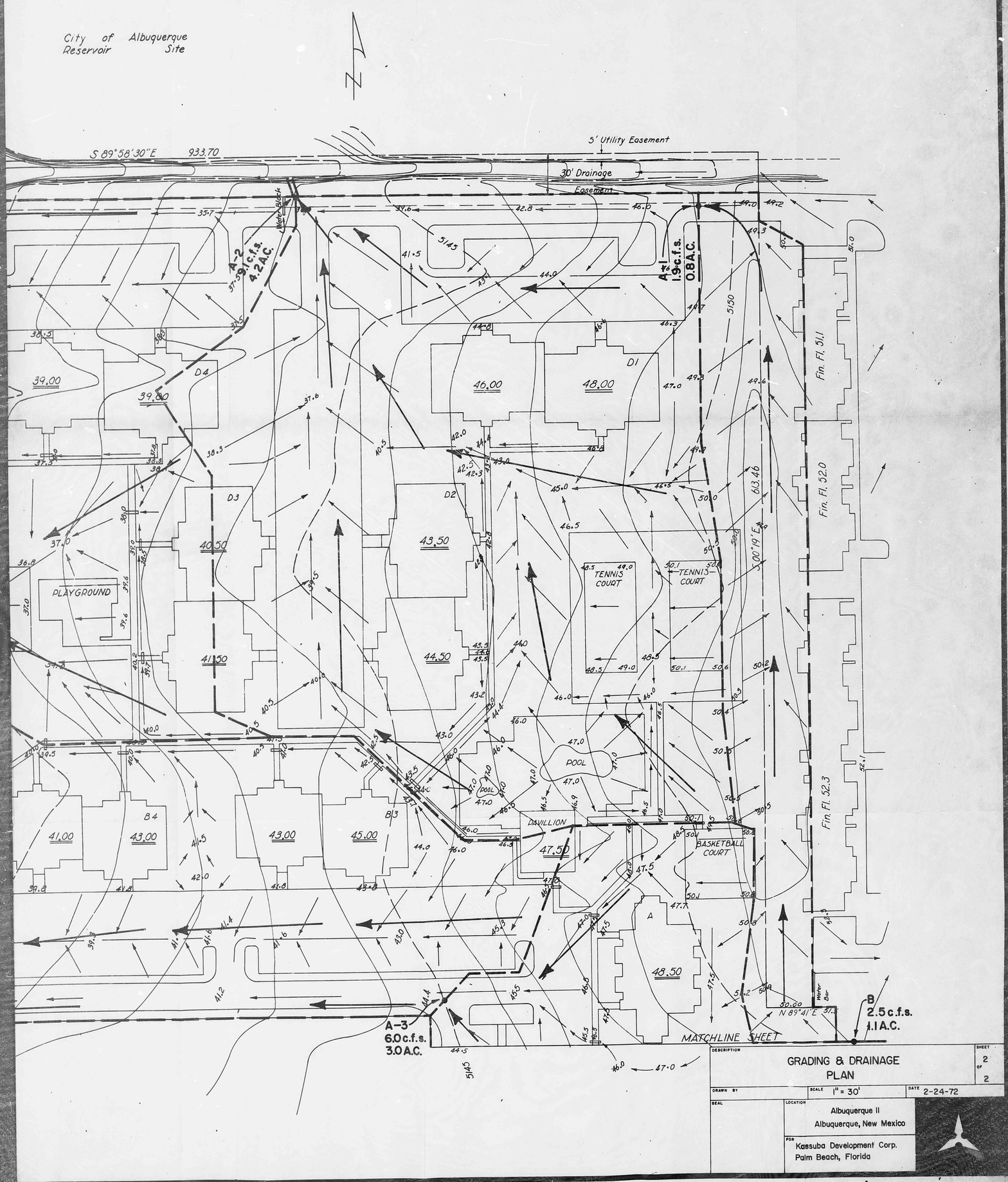

DESCRIPTION	GRADING & DRAINAGE PLAN
SHEET	2 OF 2
DRAWN BY	
SCALE	1" = 30'
DATE	2-24-72
SEAL	
LOCATION	Albuquerque II Albuquerque, New Mexico
FOR	Kassuba Development Corp. Palm Beach, Florida

Project No. E 72-052

F17/01