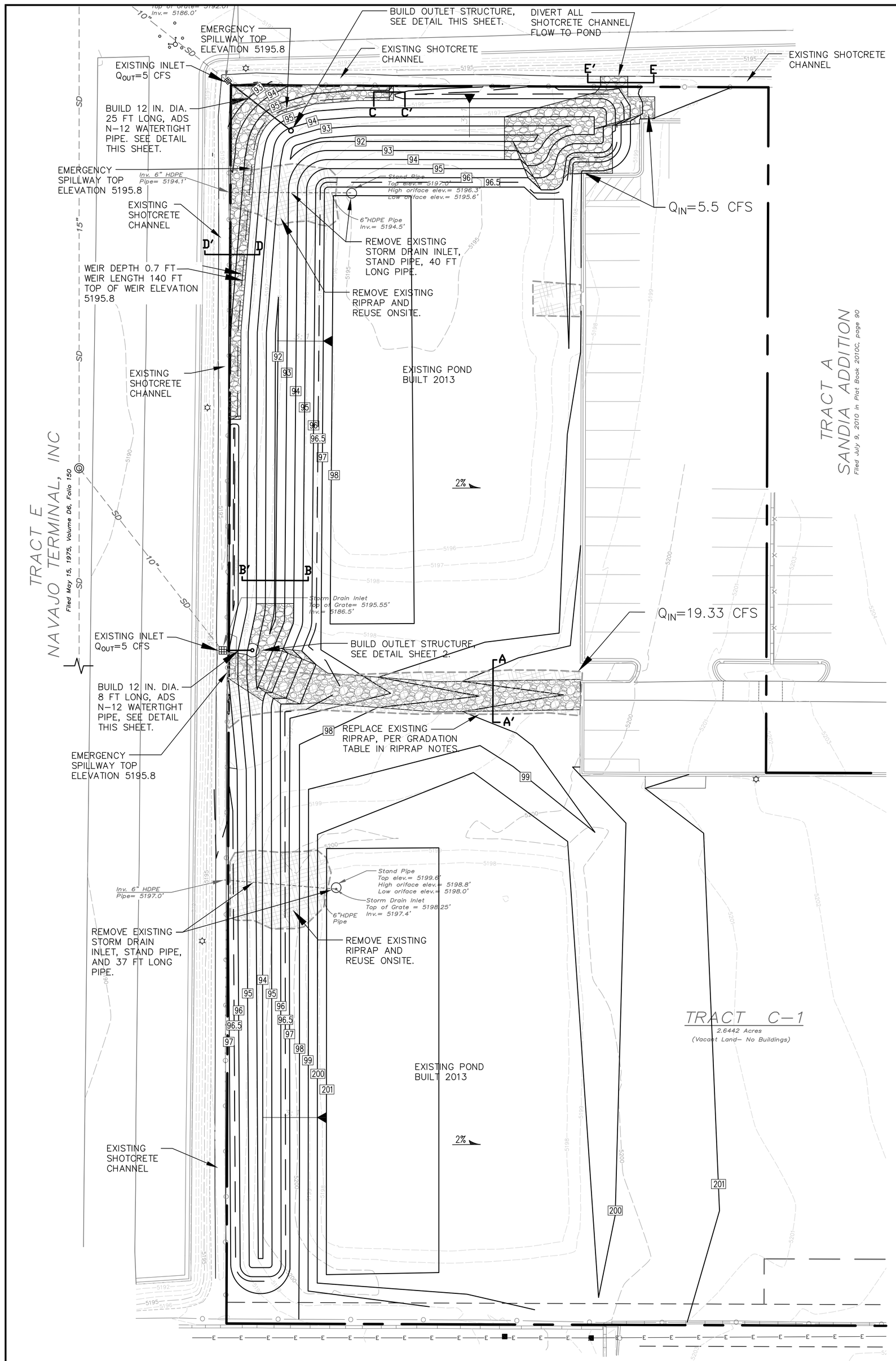

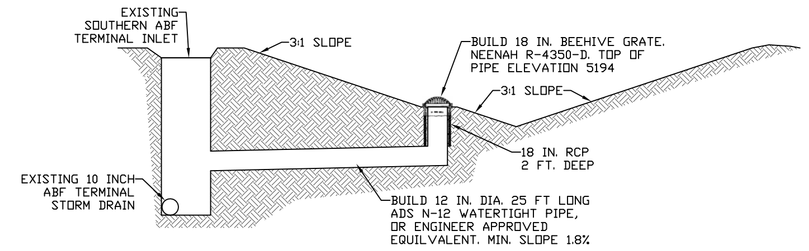

NORTHERN OUTLET STRUCTURE

NTS

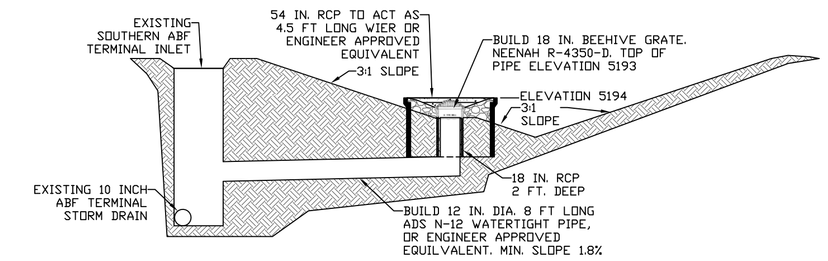

SOUTHERN OUTLET STRUCTURE

NTS

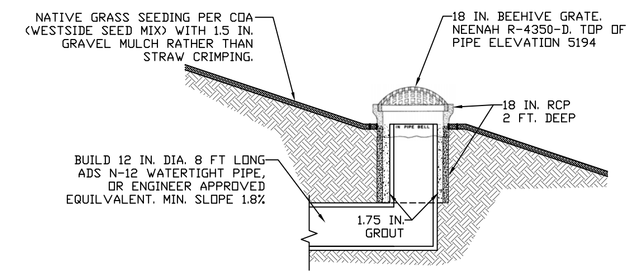

NORTHERN OUTLET STRUCTURE

NTS

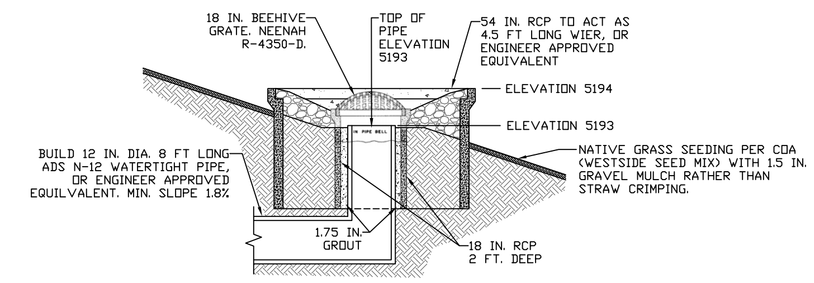

SOUTHERN OUTLET STRUCTURE

NTS

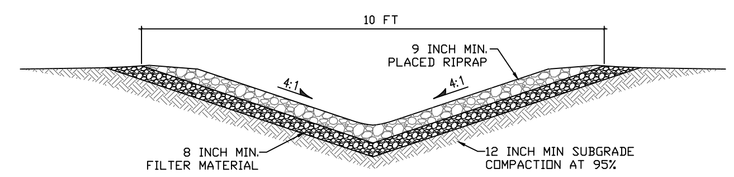

MIDWAY RUNDOWN CROSS SECTION A'–A

NTS

POND CROSS SECTION B'–B

NTS

RIPRAP NOTES:

ALL RIP-RAP SHALL CONSIST OF 9" OF RIP-RAP OVER 8" OF FILTER MATERIAL.

RIP-RAP

RIP-RAP SHALL CONSIST OF CRUSHED ROCK MEETING THE FOLLOWING GRADATION, OR ENGINEER APPROVED EQUIVALENT.

MAX. DIMENSION	% SMALLER
12"	100
9"	50–60
6"	35–45
3"	10

FILTER MATERIAL

FILTER MATERIAL SHALL CONSIST OF CRUSHED BASALT ROCK MEETING THE FOLLOWING GRADATION, OR ENGINEER APPROVED EQUIVALENT.

U.S. STANDARD SIEVE SIZE	PASSING BY WEIGHT
1"	100
½"	45–65
#4	25–45
#40	0–20
#200	0–5

FILTER MATERIAL SHALL BE PLACED UNDER THE RIP-RAP CHANNEL PAVEMENT AS SHOWN HEREON. THE SUBGRADES SHALL BE PROCESSED TO A 12" MIN. DEPTH AND COMPACTED TO 95% MIN. RELATIVE DENSITY PER ASTM D 1557. THE FILTER MATERIAL SHALL BE TAMPED AND SHAPED TO FORM A SMOOTH, EVEN, AND FIRM FOUNDATION FOR THE OVERLYING RIP-RAP. THE CONTRACTOR'S OPERATIONS AND METHODS OF PLACING SHALL PREVENT SEGREGATION OF THE MATERIALS. THE FILTER MATERIAL SHALL BE PLACED AND TAMPED IN THE VOIDS OF THE RIP-RAP.

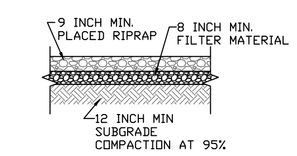

RIPRAP CROSS SECTION

NTS

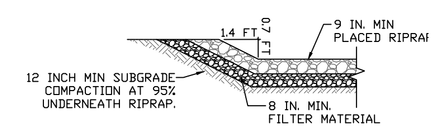

SPILLWAY CROSS SECTION C'–C

NTS

LEGEND

- PROPERTY BOUNDARY
- MAJOR CONTOURS PER SURV-TEK SURVEY 2015
- MINOR CONTOURS PER SURV-TEK SURVEY 2015
- PROPOSED POND CONTOURS

GRAPHIC SCALE

20 0 10 20 40 80

(IN FEET)
1 inch = 20 ft.

N

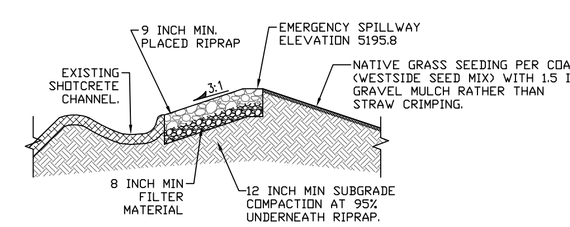

SPILLWAY CROSS SECTION D'–D

NTS

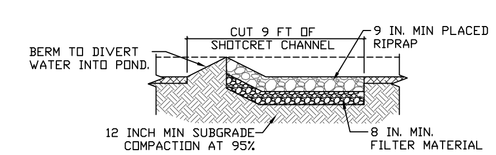

BERM CROSS SECTION E'–E

NTS

ENGINEER'S SEAL HUGH W. FLOYD NEW MEXICO 16633 LICENSED PROFESSIONAL ENGINEER HUGH W. FLOYD P.E. 16633	TRACTS A, B-1, AND C-1 SANDIA ADDITION EXHIBIT 1 GRADING PLAN FLOYD DEVELOPMENT SERVICES, LLC DEVELOPMENT, ENGINEERING, & WATERSHED CONSULTING 918 PINEHURST RD SE, SUITE 102 RIO RANCHO, NM 87124 HUGH@DEVELOPNM.COM 505-366-4187	DRAWN BY SMT DATE 08-18-15 SF-SanMateo(1).dwg SHEET # 2 of 2 JOB # 013-15-300