HYDROLOGY

F18/D49
1 PLAN

F18/D49

1 PLAN

A B C D

CITY OF ALBUQUERQUE C D

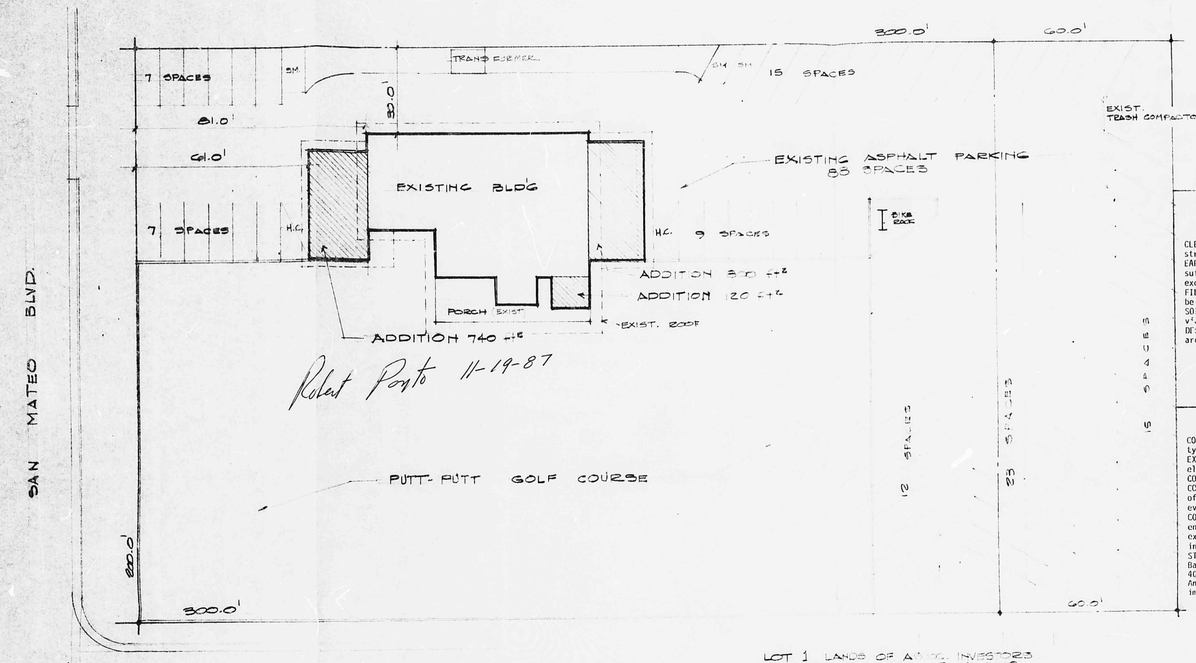

SITE PLAN 1" = 20.0'

SITE WORK

CLEARING OF SITE: Completely remove all surface debris and other obstructions within area to be covered by new construction. Haul debris away.
EARTHWORK: Excavate to dimension shown for the building foundations and to depth required or to solid formation suitable for the foundations. Excavations shall be kept free from standing water at all times. Soil available from excavation shall be utilized for fill to bring existing grade up to necessary grades for the building.
FILL: Such additional soil as required to bring existing grades up to the necessary grades for the building shall be furnished, placed and compacted by the Contractor.
SOIL COMPACTION: Compact each layer using proper equipment and moisten or aerlate the material as necessary to provide the moisture content that will facilitate obtaining the required compaction.
DEGREE OF COMPACTION: Not less than 95% under slabs & footing; not less than 90% under sidewalks, drives and parking areas, all as determined by AASHO Method T-180 modified proctor.

CONCRETE

CONCRETE FORMWORK: Materials and method of construction shall meet Architect's approval. Form ties of standard type shall be acceptable to Architect.
EXPANSION JOINTS: ½" asphalt impregnated strips full slab thickness at building; 1 layer of 30# felt at interior elsewhere.
CONTROL JOINTS: Shall be 22 ga. KEYED KOLD JOINT FORMS as manufactured by Burke.
CONCRETE: Concrete, as required for foundations, floor slab, etc., shall be 3600 psi strenght at 28 days. Bottom of concrete foundations shall bear minimum 8" below existing undisturbed grade or 18" below finished grade, whichever is lower.
CONCRETE SLABS & WALKS: All exterior concrete for pads, curbs, slabs and walks shall be 4" thick, 2500 psi 6% air entrained concrete. Finish for stoop and pads, will be a broom finish. Turn down edges where shown. Install ½" expansion joints at 25' intervals and 1" deep joints at 5' intervals Slope ¼" per foot to drain Slope ramps as indicated on drawings.
STEEL:
Bar reinforcing shall conform to ASTM A615, 40,000 psi grade, size and spacing as shown on drawings, minimum lap of 40 bar diameters.
Anchor bolts, A-36 steel, where not shown, shall be ½" x 10" long and spaced no farther than 4'-0 o.c. with a minimum of 2 in any - sill.

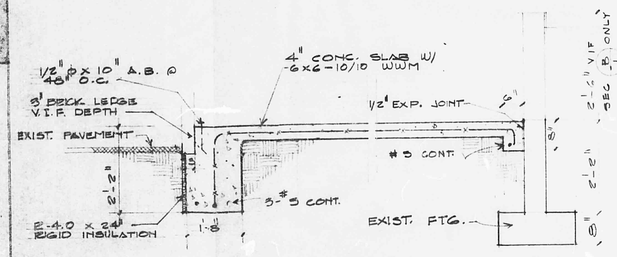

SECTION (A/1) (B/1)
3/4" = 1'-0"

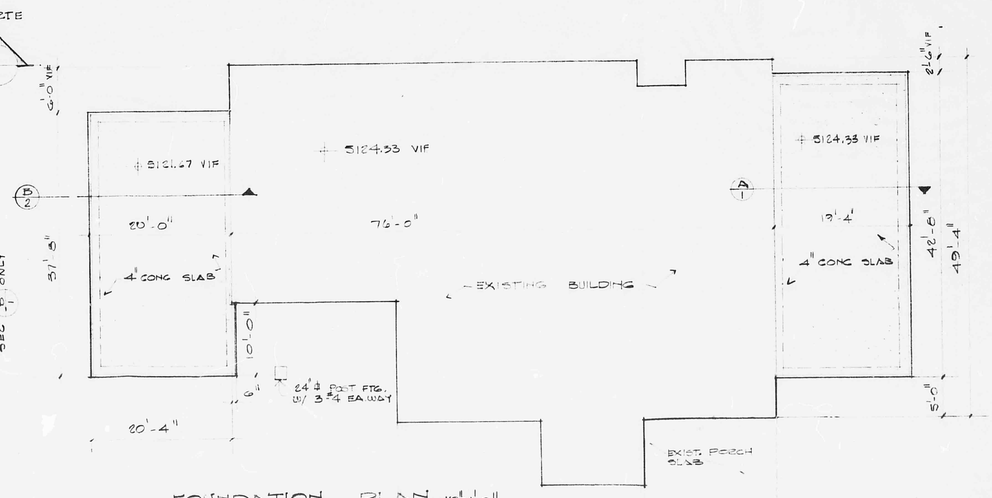

FOUNDATION PLAN 1/8" = 1'-0"

REVISIONS	BY

SITE PLAN, NOTES, FOUNDATION PLAN & DETAILS

BUILDING ADDITIONS
PUTT-PUTT REC-PLAT
5100 SAN MATEO BLVD N.E.
ALBUQUERQUE N.M.

ROBERT C PORTO & ASSOC. ARCHITECTS

STATE OF NEW MEXICO ROBERT PORTO NO. 1232 REGISTERED ARCHITECT

Date	11-13-87
Scale	
Drawn	R.C.P.
Job	
Sheet	1
Of	4 Sheets

CITY OF ALBUQUERQUE
THIS MICROIMAGE IS THE BEST POSSIBLE REPRODUCTION DUE TO THE POOR QUALITY OF THE ORIGINAL DOCUMENT

D 24 C 20 B 16 A 12 CITY OF ALBUQUERQUE C D