HYDROLOGY

G12/D3
TWO PLANS

G12/D3

2 Plans

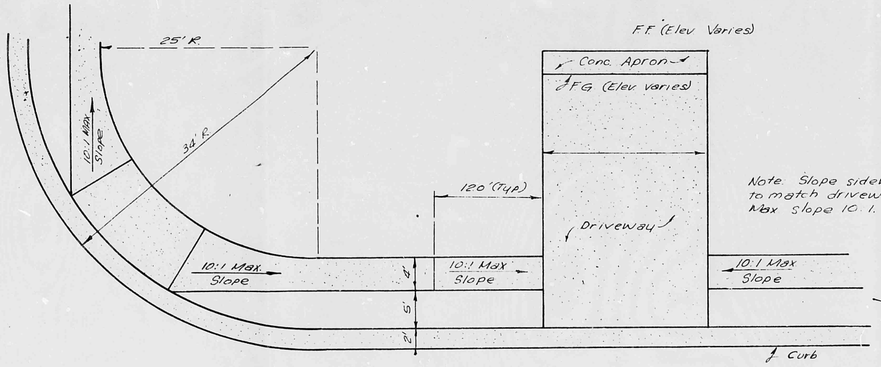

Note: Slope sidewalks to match driveway elev Max Slope 10:1.

Typical Wheel Chair Ramp & Driveway Plan No scale

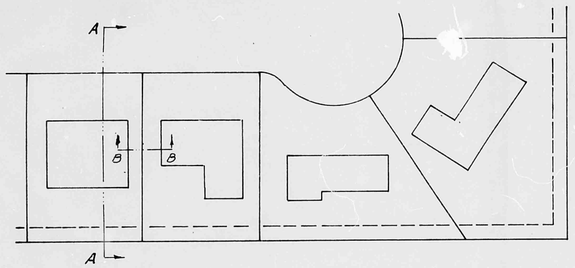

Plan View No scale

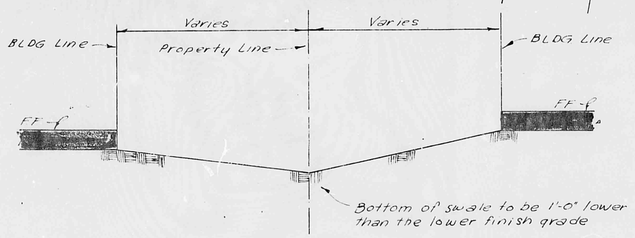

Section "B-B"
No Scale

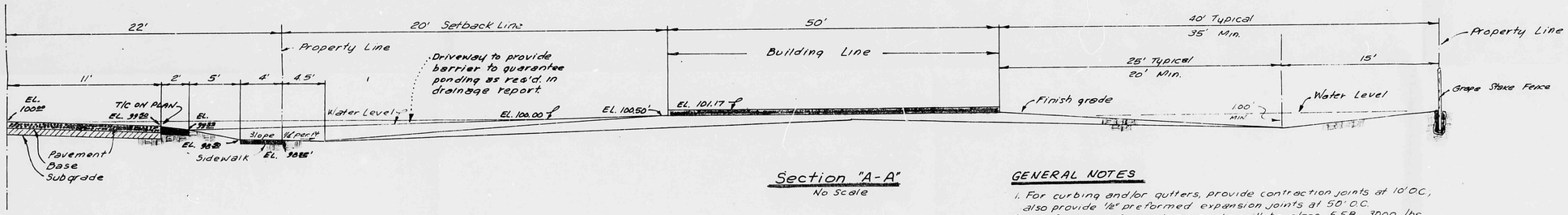

Section "A-A"
No Scale

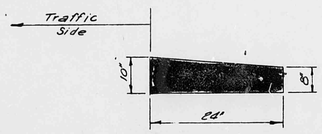

Mountable Curb
Estate Type
No Scale

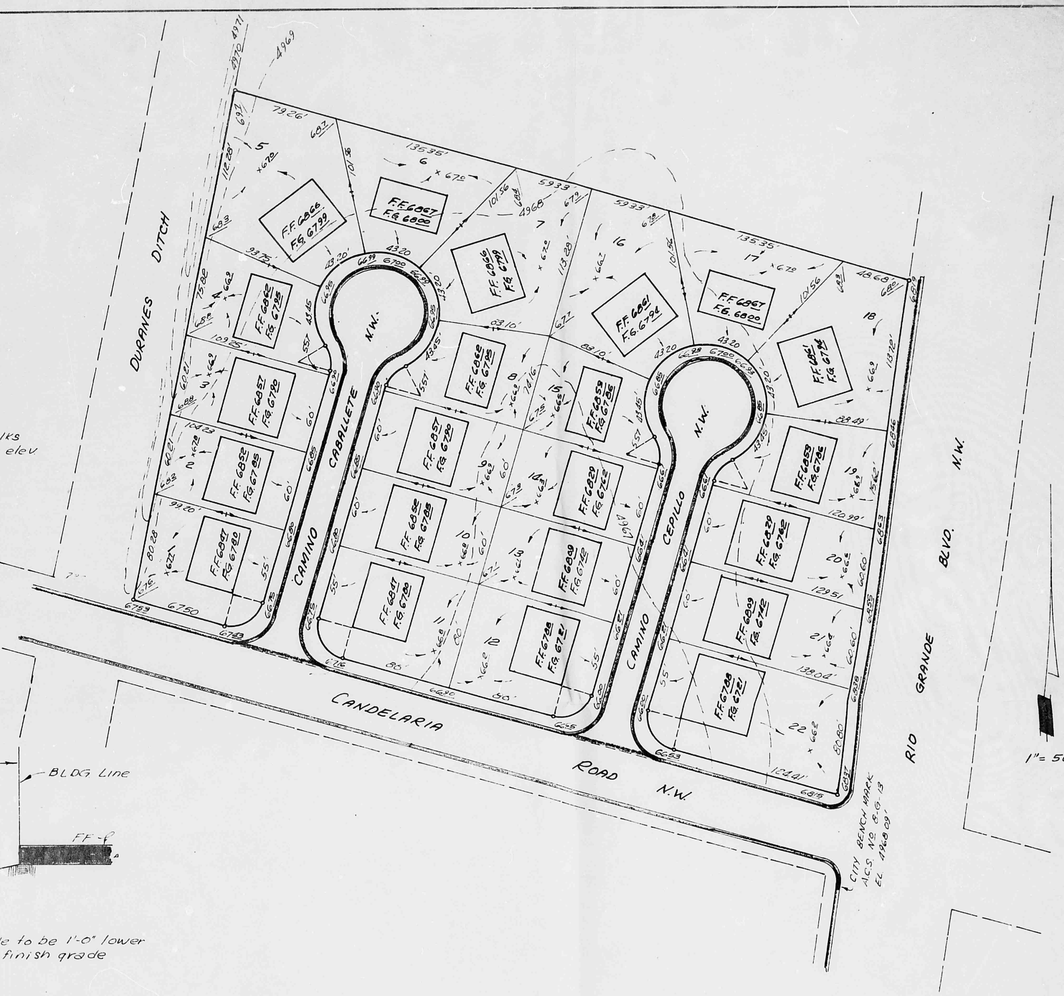

GENERAL NOTES

1. For curbing and/or gutters, provide contraction joints at 10' O.C., also provide 1/2" preformed expansion joints at 50' O.C.
2. All Portland Cement concrete will be class 5.5B, 3000 lbs.
3. All edges not specifically dimensioned shall be edged with 1/4" or 3/8" edging tool.
4. All construction shall be in accordance with City of Albuquerque standards and specifications on file with the City Engineer.

GRADING PLAN

LOS ARTESANOS del NORTE

ALBUQUERQUE, NEW MEXICO

Ralph K. Hicks & Associates, Inc.
8510 CHAMBERS PL. N.E.
Albuquerque, N.M. 87111

Zoning Atlas No. F-13-2

Z-78-97

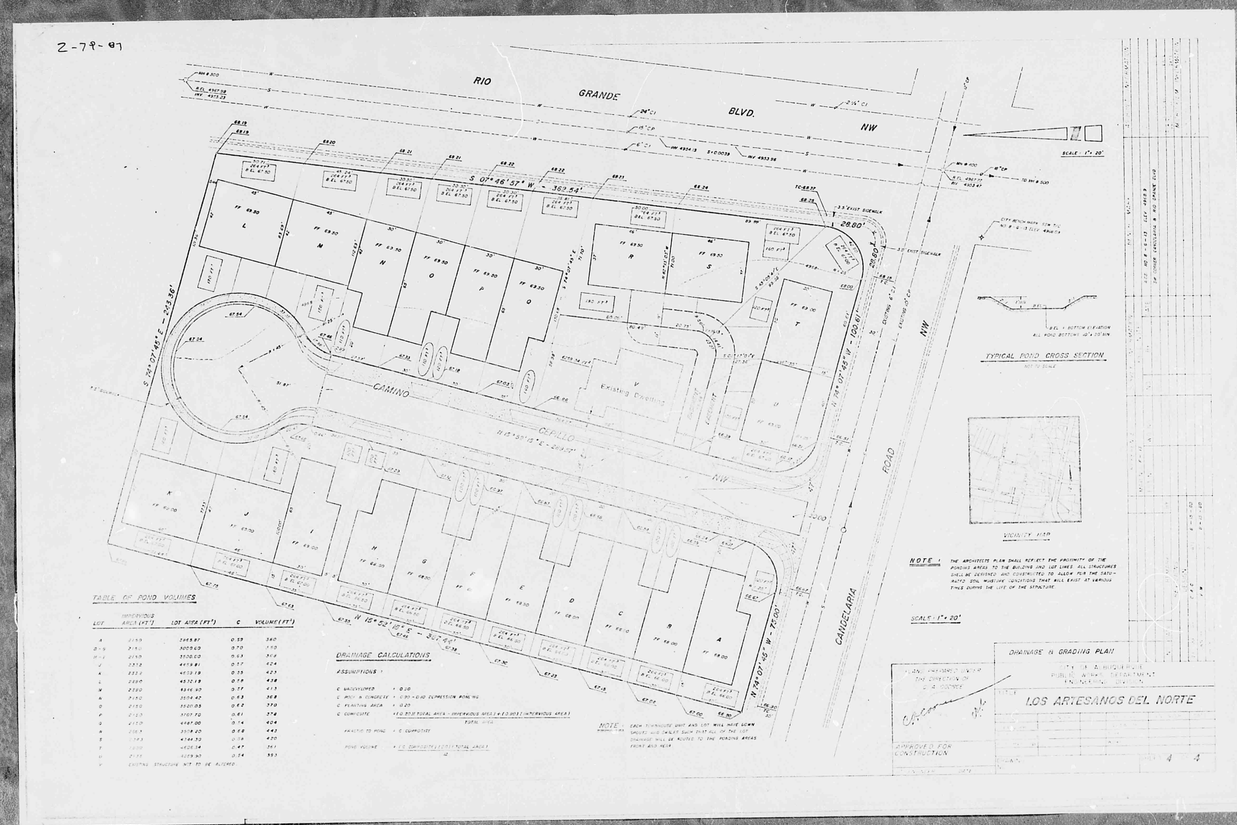

TABLE OF POND VOLUMES

LOT	IMPERVIOUS AREA (FT²)	LOT SIZE (FT²)	C	VOLUME (FT³)
A	2150	3498.87	0.59	340
B-1	2150	3003.69	0.70	310
B-2	2150	3130.22	0.68	320
C	1912	4179.81	0.57	324
D	2233	4633.18	0.55	421
E	2150	4532.18	0.58	438
F	2150	4846.40	0.57	417
G	2150	3518.42	0.63	368
H	2150	3521.05	0.63	370
I	2150	3707.72	0.61	374
J	2150	4487.00	0.54	391
K	2150	3579.20	0.58	442
L	1912	4144.72	0.54	420
M	1912	4426.34	0.47	361
N	2150	4579.30	0.54	393
O	(CENTRAL SPRINKLING NOT TO BE ALLOWED)			

DRAINAGE CALCULATIONS

ASSUMPTIONS:

C GRASS/COVER = 0.40

C WOOD & CONCRETE = 0.90 (+0.40 COMPRESSION BONDING)

C PLANTING AREA = 0.20

C COMPOSITE = (C1 X TOTAL AREA - IMPERVIOUS AREA) + (C2 X IMPERVIOUS AREA) / TOTAL AREA

RUNOFF TO POND = C COMPOSITE

POND VOLUME = (C COMPOSITE X TOTAL AREA) / 12

NOTE: EACH DRAINAGE UNIT AND LOT WILL HAVE SOME SMALL AND SHALLOW SWALE THAT ALL OF THE LOT DRAINAGE WILL BE ROUTED TO THE PONDING AREAS FRONT AND REAR.

NOTE: THE ARCHITECTS PLAN SHALL REFLECT THE PROXIMITY OF THE PONDING AREAS TO THE BUILDING AND LOT LINES. ALL STRUCTURES SHALL BE DESIGNED AND CONSTRUCTED TO ALLOW FOR THE SATURATED SOIL MOISTURE CONDITIONS THAT WILL EXIST AT VARIOUS TIMES DURING THE LIFE OF THE STRUCTURE.