

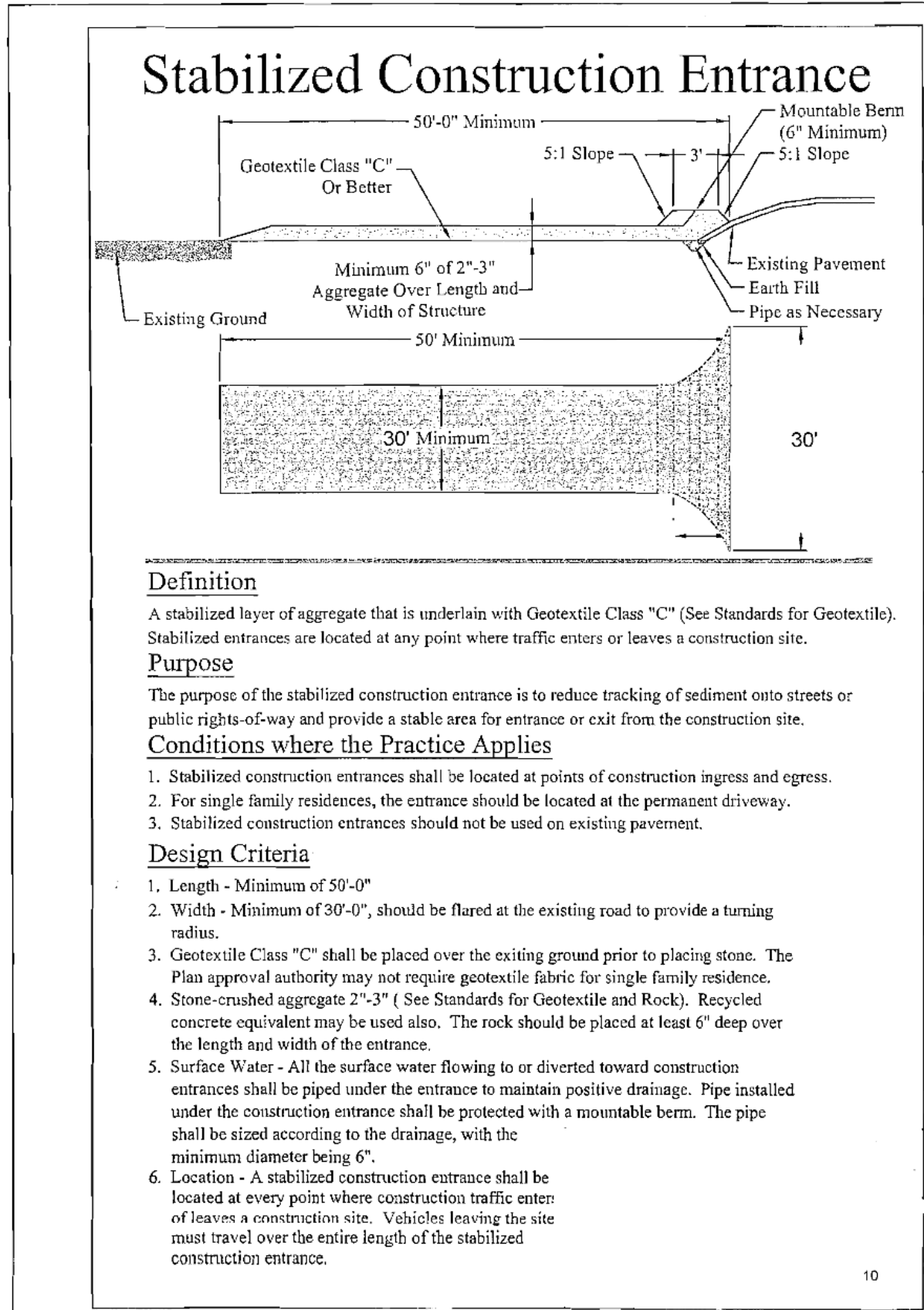
Inspections Plus, Inc.

Engineer Stamp



Inspections Plus Inc.
Erosion Control Plan
Standard Details

Project:
Montgomery Complex



Inlet Filter Installation Instructions:



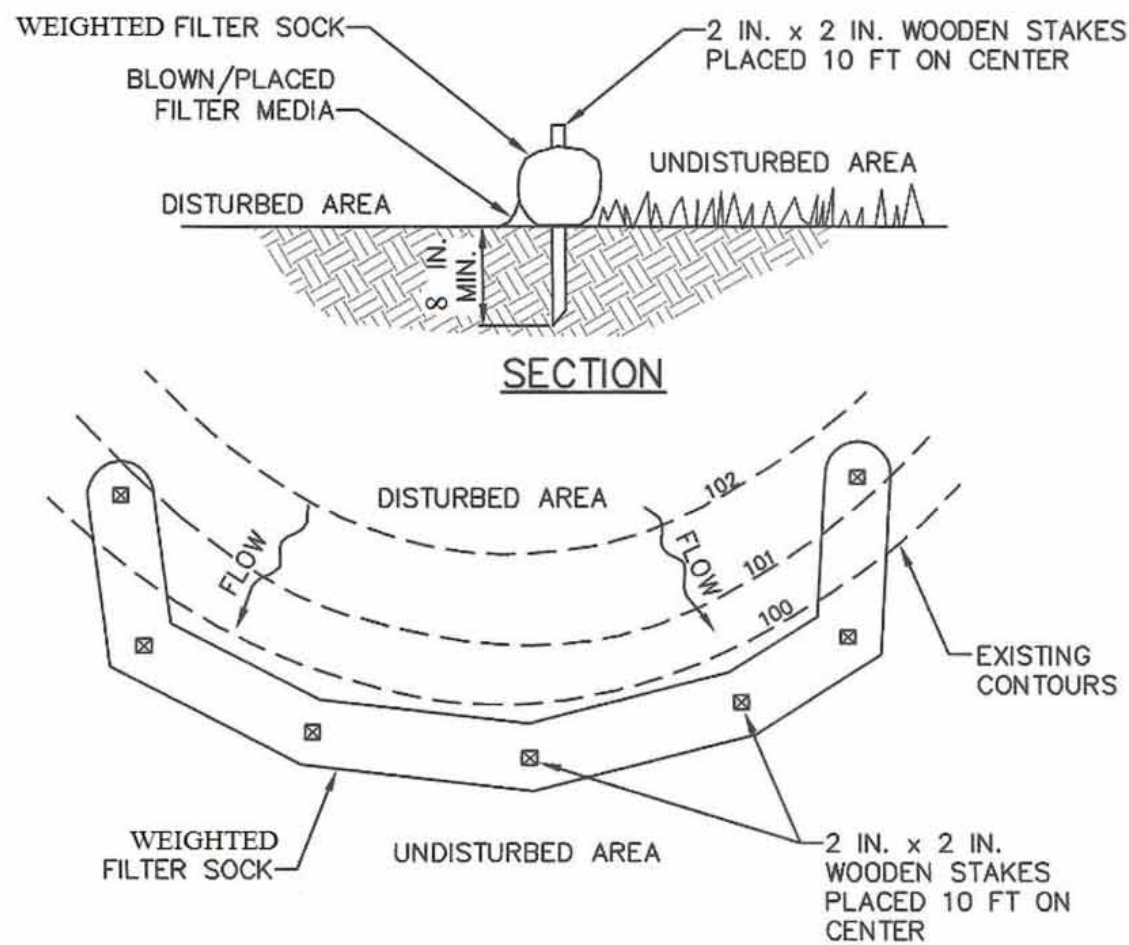
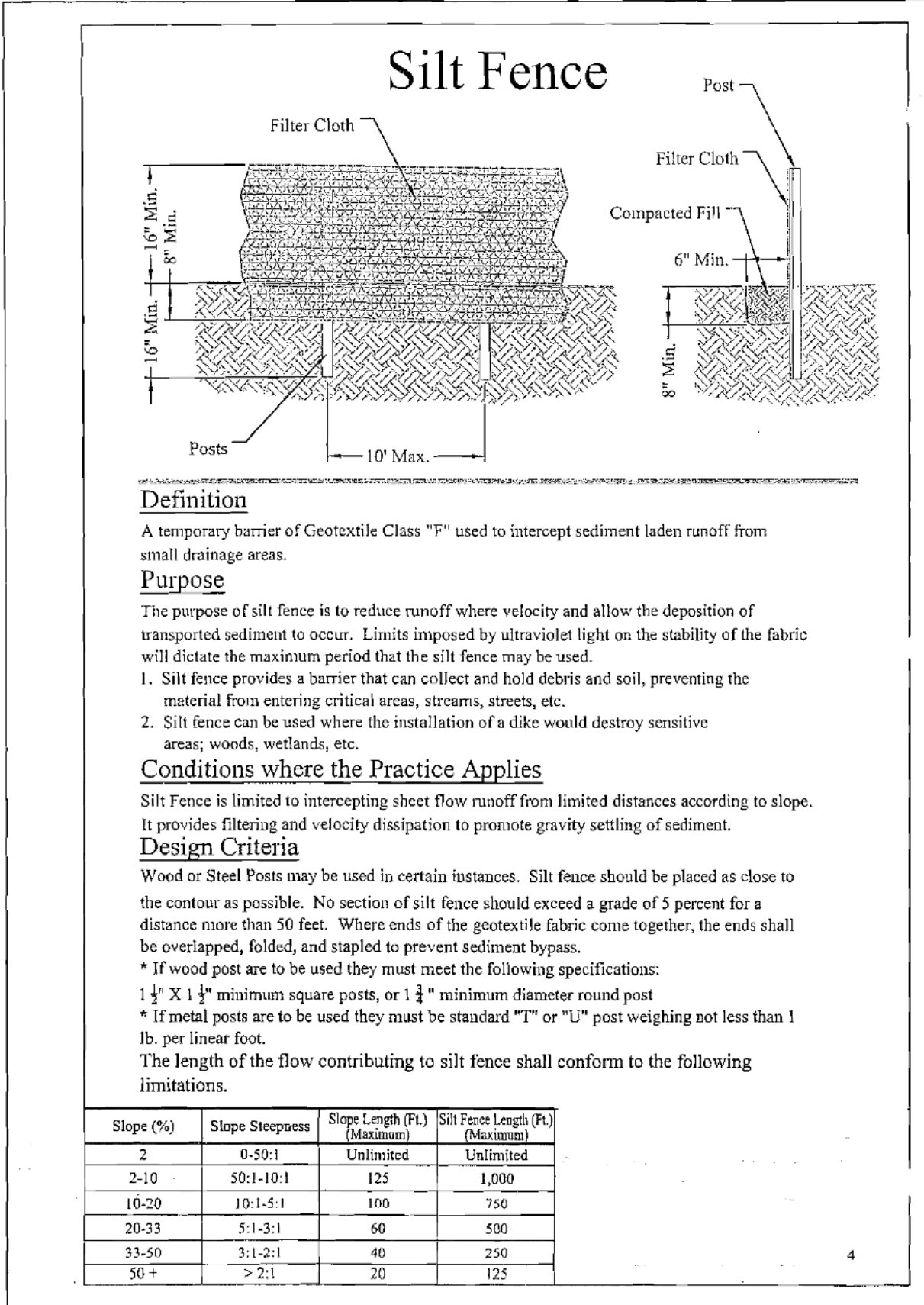
1. Remove sediment, debris, ice and snow from the inlet grate surface and surrounding area.

2. Verify fit by placing filter over inlet grate to ensure that Inlet Filter extends at least one inch beyond the front and both curb ends. The overlap slows water

flow and starts filtering sediment and debris before water drops into the inlet.

3. Position the mat. Place Inlet Filter on grate with the net side down, flush to the back edge and extending beyond the grate opening on the front and both sides. The zip ties attach Inlet Filter to the inlet grate cover WITHOUT LIFTING THE GRATE COVER.

4. The filter material covering the inlet can be any material that will prevent the sediment and other foreign matter from entering the storm drain system.



NOTES:

Weighted filter socks may be used on impervious surfaces without stakes.

Traffic shall not be permitted to cross the weighted filter socks.

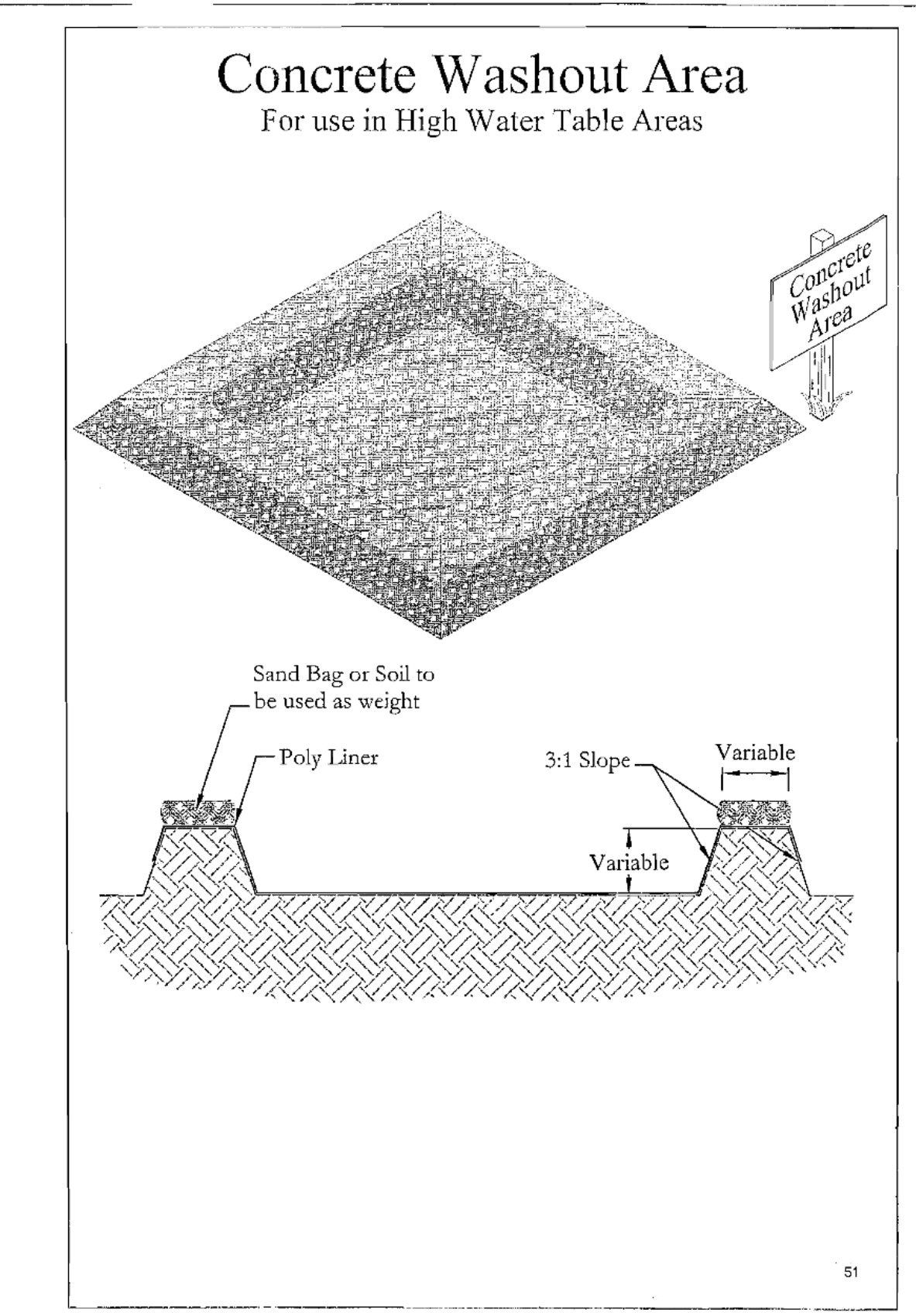
Accumulated sediment shall be removed when it reaches 1/2 the above ground height of the barrier and deposited in the manner described elsewhere in the plan.

Weighted filter socks shall be inspected weekly and after each rain event. Damaged socks shall be repaired according to manufacture's specifications or replaced within 24 hours of inspection.

Biodegradable weighted filter socks shall be replaced after 6 months; photodegradable socks after 1 year. Polypropylene socks shall be replaced according to manufacturer's recommendations.

Upon stabilization of the area tributary to the sock, stakes shall be removed. The sock may be left in place and vegetated or removed. In the latter case the mesh shall be cut open and the mulch spread as a soil supplement if applicable.

STANDARD CONSTRUCTION DETAIL WEIGHTED FILTER SOCK



Erosion Control Notes

1. All perimeter erosion and sediment control measures shall be installed prior to the execution of any grading work and maintained by the grading contractor for the duration of the grading project. Failure to install and maintain erosion control is a violation of State Law and subject to fine.
2. The appropriate erosion control devise(s) shall be installed prior to the inception of any land disturbing activity and shall be properly maintained for construction activities.
3. All Erosion Control devices and their installation shall meet the standards prescribed in the current guidelines for storm water management for construction activities.
4. Sediment collected behind the sediment filters and silt fences shall be removed when sediment reaches one third the height of the barrier.
5. Sediment filters and silt fences shall be inspected and maintained no less than weekly or within 24 hours of a rainfall event of 0.5 inches or more. Maintenance shall include but not be limited to sediment removal, barrier repair and / or replacement.
6. Construction Site Entrance: The contractor shall construct as a minimum one stabilized construction entrance at the location shown on the plans. If additional ingress and egress to the construction site is required, the contractor shall coordinate with the construction manager the location of these additional stabilized construction entrances. Usage of non-stabilized for ingress and egress will not be permitted. The stabilized entrances shall be maintained in a condition which will prevent tracking or flowing of sediment onto public right-of-way and paved driving lanes. This may require periodic top dressing with additional stone as conditions warrant. Repair of the entrances or cleaning of the right-of-way and paved driving lanes that have been soiled shall be performed by the contractor at his own expense satisfactory to the construction manager. When necessary, vehicle wheels and tires shall be cleaned to remove sediment prior to entering onto public right-of-way and public streets. When washing is required, it shall be done on an area stabilized with crushed stone.
7. The contractor shall at his own expense, periodically water the site to control dust.
8. Sedimentation and erosion control measures shall be removed following construction or upon permanent stabilization of the disturbed and graded areas, whichever occurs last.
9. All disturbed areas that are not to be paved shall be re-seeded unless noted otherwise.
10. The contractor shall keep the site clean at all times and control dust resulting from the earthwork operation. The contractor shall not track mud onto the public streets.