HYDROLOGY H15/D27 NO PLANS

H15/D27

No Plans

SPRINGER BUILDING MATERIALS CORP.

TELEPHONE (505) 243-6651
2651 PAN AMERICAN FREEWAY, NE, SUITE D
POST OFFICE DRAWER "S" ALBUQUERQUE, NEW MEXICO 87103

February 24, 1984

H15-D27

Billy J. Goolsby
City/County Flood Ordinance Administrator
P. O. Box 1293
Albuquerque, New Mexico 87103

Re: Drainage Line Tie-In

Dear Billy:

In response to your question concerning the pumping rate on the new 8" line, we will not be pumping the water at all. We intend to free fall the water instead of pumping from the existing sump. We'll block off the existing sump (the deep one inside the building) and let the water from the pre-sump feed directly into the new 8" line by gravity. (See enclosed photo of the pre-sump.)

I hope this explanation will satisfy your concerns about the pumping rate. If you have further questions or reservations, please let me know.

I will go ahead and submit the plans to Mr. Bob Keilich for his approval.

Sincerely,

SPRINGER BUILDING MATERIALS CORP.

Bill R. Alexander
Concrete Operations Manager

RECEIVED
FEB 27 1984
HYDROLOGY SECTION

BRA/vl

SPRINGER BUILDING MATERIALS CORP.

TELEPHONE (505) 243-6651
2651 PAN AMERICAN FREEWAY, NE, SUITE D
POST OFFICE DRAWER "S" ALBUQUERQUE, NEW MEXICO 87103

February 14, 1984

H15-D27

Billy J. Goolsby, P.E.
CITY OF ALBUQUERQUE
Hydrology
P. O. Box 1293
Albuquerque, N.M. 87103

Dear Billy:

I have enclosed two drawings to show how we intend to tie in our 8" line from the collection sump at the Jadair to the junction box near the corner of our property.

Basically the job will consist of laying 420' of concrete encased 8" PVC line from the Jadair sump across our parking lot at a 1% fall rate. When we get to the junction box where the 42" RCP is divided into three 24" RCP lines, we'll knock a hole into the box wall well above the flow line, and grout around the new line.

Do you foresee any difficulty in Springer Building Materials going ahead with this plan? If not, could you please notify us and we'll make whatever corrections you feel are necessary.

Thank you very much for your time and consideration.

Sincerely,

SPRINGER BUILDING MATERIALS CORP.

Bill R. Alexander
Operations Manager

Enclosure
BRA/vl

RECEIVED
FEB 16 1984
HYDROLOGY SECTION

City of Albuquerque
P.O. BOX 1293 ALBUQUERQUE, NEW MEXICO 87103

February 17, 1984

Mr. Bill Alexander
Springer Building Materials Corp.
2651 Pan American Freeway NE Suite D
PO Box Drawer "S"
Albuquerque, New Mexico 87103

RE: DRAINAGE LINE TIE-IN (H15-D27) RECEIVED FEBRUARY 16, 1984

Dear Bill:

Your submittal is in agreement with what was discussed previously for your property. The purpose for the tie-in to a City storm sewer system is to alleviate the unsightly water and erosion associated with discharging to Menaul Blvd. Consequently this solution is the best suited for handling the concerns of the City.

With respect to your submittal I would like to see what the pumping rate will be because the proposed discharge pipe is substantially larger than what exists. How will it impact the storm sewer system that is being tied into?

Also, you will need to submit these plans to Mr. Bob Keilich of the City Design section for his approval with respect to the details of the tie-in.

Should you have any questions, comments or need assistance, please feel free to contact me.

Yours truly,

Billy J. Goolsby, P.E.

Billy Goolsby
City/County Flood Ordinance Administrator

BG/ca

City of Albuquerque
P.O. BOX 1293 ALBUQUERQUE, NEW MEXICO 87103

FILE COPY

DESIGN HYDROLOGY SECTION
123 Central NW, Albuquerque, NM 87102
(505) 766-7644

March 20, 1984

Mr. Bill Alexander
Concrete Operations Manager
Springer Building Materials Corp.
2651 Pan American Freeway, NE Suite D
Post Office Drawer "S"
Albuquerque, NM 87103

REF: DRAINAGE LINE TIE-IN (H15-D27) RECEIVED FEBRUARY 27, 1984

Dear Bill:

I concur with your response to my comments. You may proceed with the constructionplans for acquiring a building permit.

Your company will be responsible for maintenance associated with this tie-in. The City's Design Section inspectors will inspect with regard to the documents approved by Mr. Keilich.

If I can be of further assistance, please feel free to contact me at 766-7644.

Yours truly,

Billy J. Goolsby

Billy J. Goolsby, PE
City/County Flood Plain Admin.

BJG:mrk

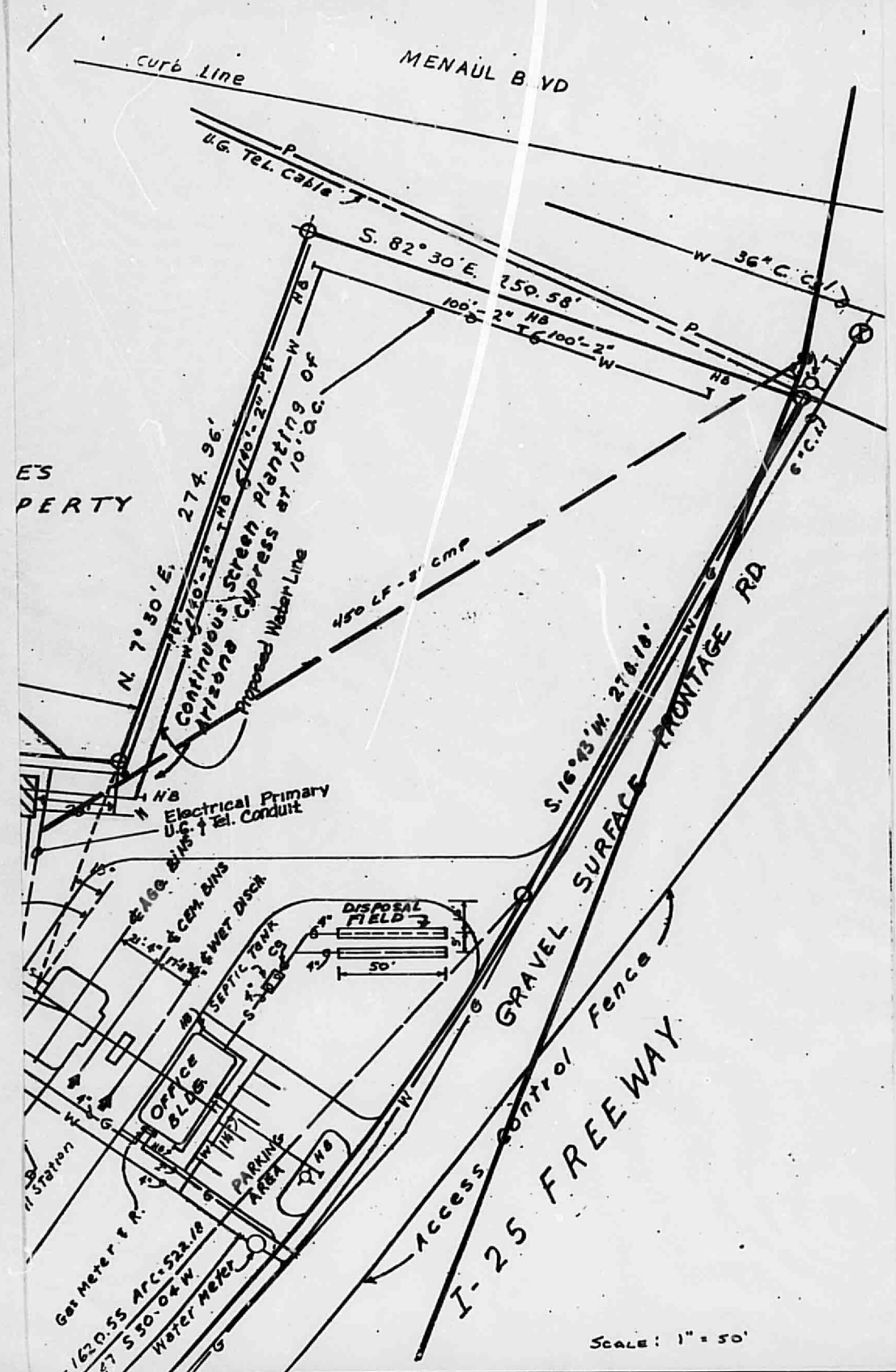
Curb Line
MENAUL BLVD
U.G. Tel. Cable
S. 82° 30' E. 250.58'
36" C.C.C.
100'-2" HB
100'-2"
N. 7° 30' E. 274.96'
140'-2" HB
140'-2" PET
Continuous Screen Planting of Arizona Cypress at 10' O.C.
Proposed Water Line
450 LF - 8" cmp
6" C.C.
ES
PERTY
Electrical Primary
U.G. Tel. Conduit
AGG. BINS
CEM. BINS
WET DISCH.
SEPTIC TANK
DISPOSAL FIELD
50'
S. 16° 43' W. 278.18'
GRAVEL SURFACE FRONTAGE RD.
Office BLDG.
PARKING AREA
Gas Meter & R.
Water Meter
Access Control Fence
I-25 FREEWAY
SCALE: 1" = 50'

S B M C

SITE DRAINAGE LINE
PLANT #1

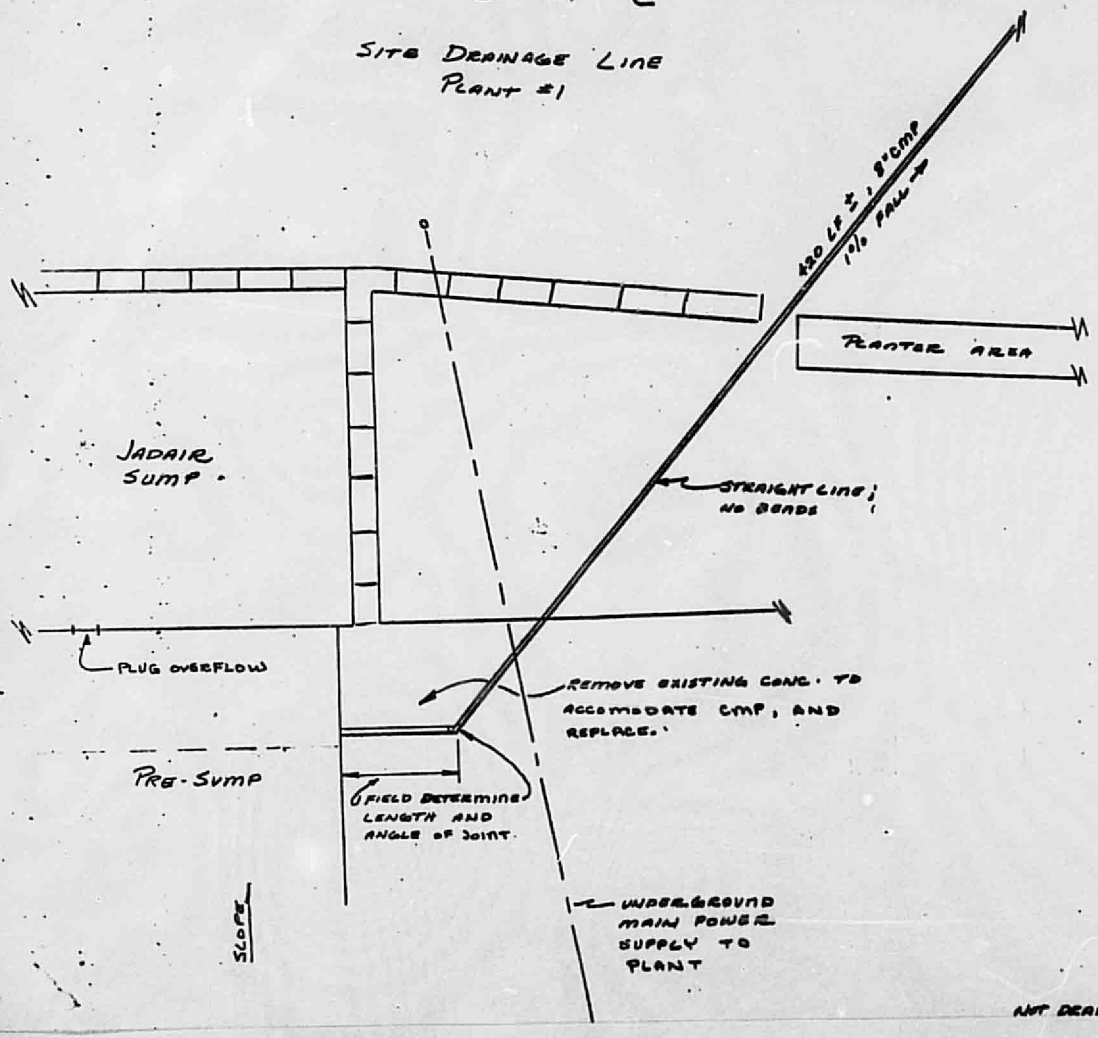

TIE IN DETAIL

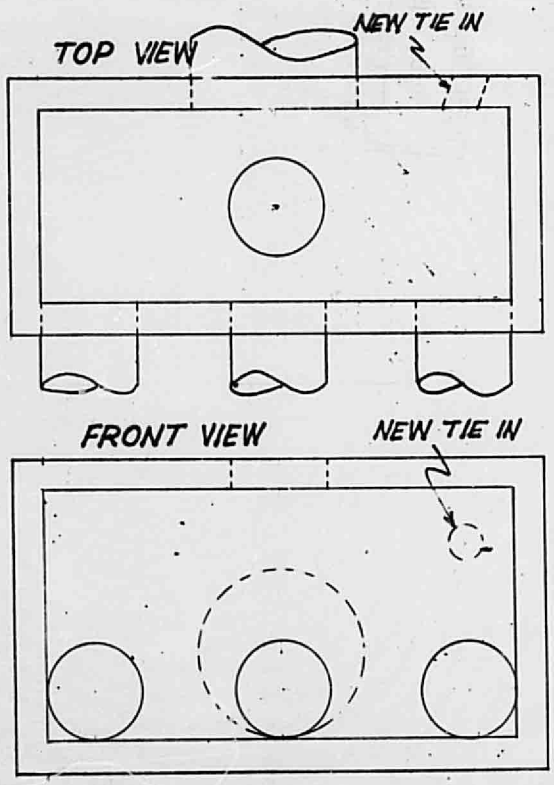

NOT DRAWN TO SCALE