HYDROLOGY

H17/D6C
1 PLAN

H17/D6C

1 PLAN

ADDITION TO PINE TREE OFFICE PARK

4725 INDIAN SCHOOL RD. NE

ALBUQUERQUE, NEW MEXICO

GENERAL NOTES:

1. THE CONTRACTOR SHALL CONFINE ALL CONSTRUCTION ACTIVITIES WITHIN THE DASHED LINE (PROJECT LIMITS) AS SHOWN ON THE SITE/GRADING PLAN.
2. A MATERIAL STORAGE AREA WILL BE ASSIGNED IN THE ADJACENT PARKING LOT DURING THE PRE-CONSTRUCTION CONFERENCE. A TEMPORARY FENCE CAN BE ERECTED AROUND THE STORAGE AREA IF DESIRED BY CONTRACTOR. ANY ASPHALT PAVING DAMAGED IN THE STORAGE YARD OR DURING CONSTRUCTION OPERATIONS SHALL BE SATISFACTORILY REPAIRED AT THE COMPLETION OF THE PROJECT.
3. ALL UTILITY INTERRUPTIONS SHALL BE COORDINATED WITH THE PROPERTY MANAGER WITH A MINIMUM OF 72 HOURS ADVANCE NOTICE PROVIDED.
4. ALL NOISY, DANGEROUS, OR OBNOXIOUS CONSTRUCTION PROCESSES SHALL BE COORDINATED WITH THE PROPERTY MANAGER WITH A MINIMUM OF 48 HOURS ADVANCE NOTICE PROVIDED.
5. ALL SALVAGABLE TREES WITHIN THE PROJECT AREA WILL BE REMOVED BY THE OWNER PRIOR TO THE START OF CONSTRUCTION.
6. THE EXISTING IRRIGATION SYSTEM WILL BE REMOVED OR ABANDONED BY THE OWNER PRIOR TO THE START OF CONSTRUCTION.
7. ANY TREES REMAINING IN THE VICINITY OF THE PROJECT AREA SHALL BE PROTECTED OR REMOVED BY THE CONTRACTOR AS DIRECTED DURING THE PRE-CONSTRUCTION CONFERENCE.
8. THE IRRIGATION SYSTEM FOR THE AREAS AROUND THE NEW ADDITION ARE NOT A PART OF THIS CONTRACT. THE CONTRACTOR SHALL REPAIR ANY DAMAGES TO THE EXISTING IRRIGATION SYSTEM OUTSIDE THE PROJECT LIMITS.
9. THE SEEDING/SODDING OF THE AREAS AROUND THE NEW ADDITION ARE NOT A PART OF THIS CONTRACT. THE CONTRACTOR SHALL FINE GRADE THE AREA IN THE PROJECT LIMITS TO WITHIN 1" OF THE FINISH GRADES SHOWN. THE CONTRACTOR SHALL REPAIR AND/OR REPLACE ANY DAMAGED TURF OUTSIDE THE PROJECT LIMITS.
10. THE CONTRACTOR SHALL REPAIR OR REPLACE ANY CONCRETE SIDEWALKS DAMAGED DURING CONSTRUCTION, WHICH ARE SCHEDULED TO REMAIN, AT THE DIRECTION OF THE ARCHITECT.
11. THE CONTRACTOR SHALL ERECT A TEMPORARY FENCE AROUND THE PROJECT AREA. THE WEST ENTRANCE OF THE HEALTH CLUB MUST REMAIN USABLE AS AN EXIT ONLY. THE MEMBERS WILL BE INSTRUCTED TO USE THE EAST ENTRANCE FOR ACCESS.

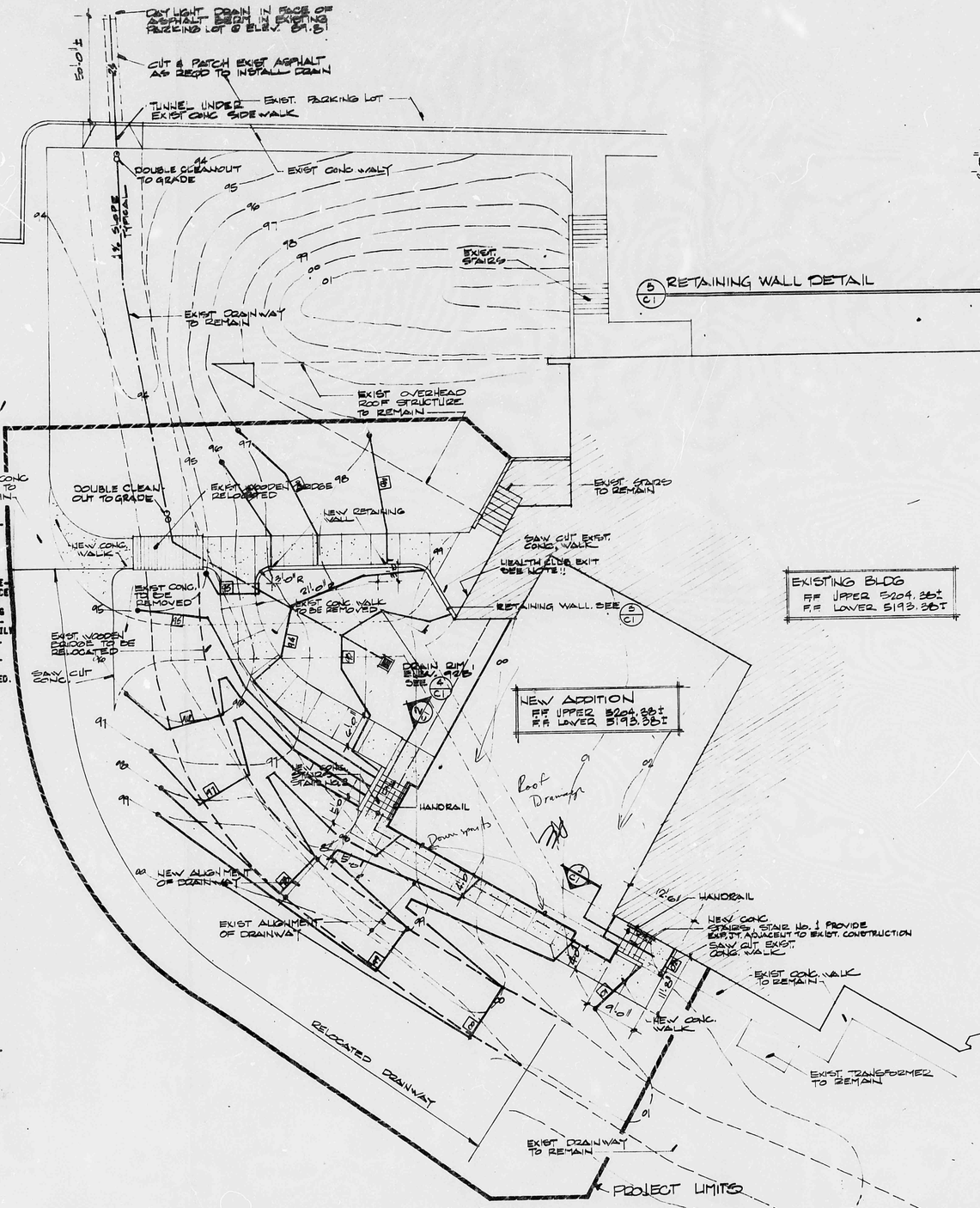

SITE PLAN 1" = 10'-0"

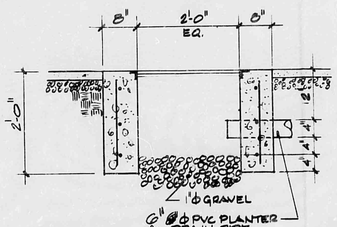

5/C1 RETAINING WALL DETAIL

4/C1 DRAIN

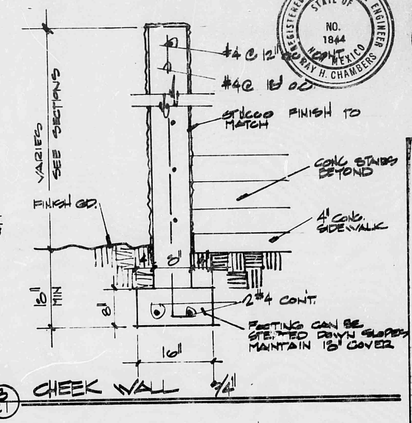

3/C1 CHEEK WALL

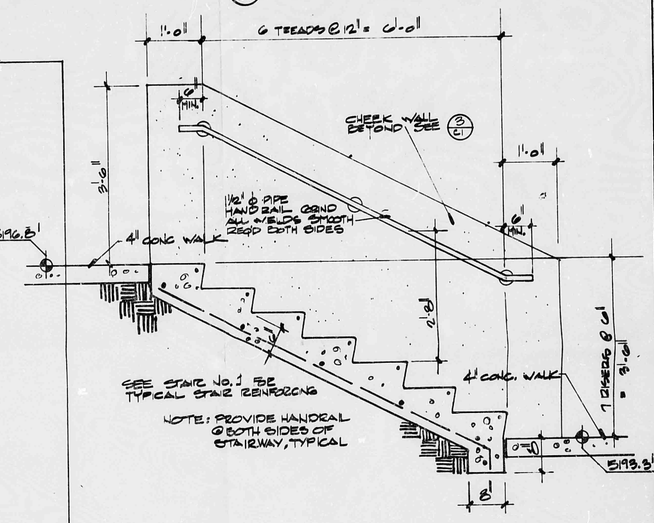

2/C1 DETAIL STAIR No. 2 3/4"

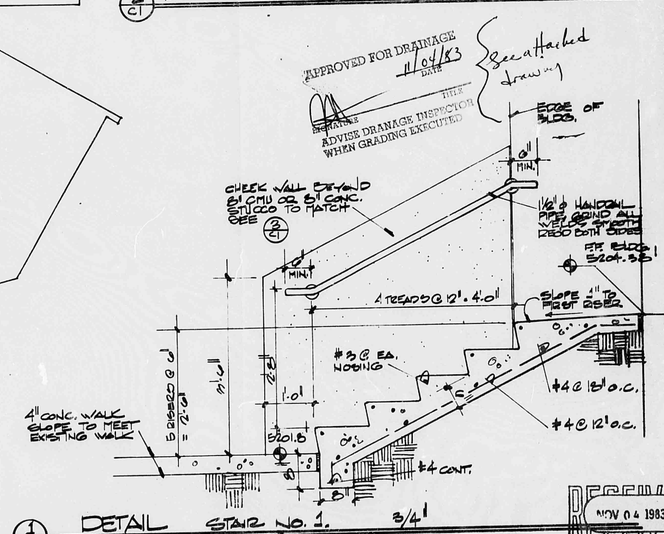

1/C1 DETAIL STAIR No. 1. 3/4"

JOB NO 183-1.3
DATE SEPT. 1983
SHEET 1 OF 12

SITE PLAN & DETAILS

C1

RECEIVED NOV 04 1983 HYDROLOGY SECTION