

Development & Commercial Stormwater Construction Site Inspection Report

General Information			
Project Name	Vitality Works Warehouse Addition 1/10/2009		
Owners/Operators Name	Insight Construction		
Date of Inspection	03/29/19	Start Time	9:05 AM
Inspector's Name(s)	Marcos Valadez		
Inspector's Title(s)	Inspector		
Inspector's Contact Information	marcos@inspectionsplusinc.com		
Inspector's Qualifications	Training and work experience – see inspector qualification page in section 2 of the SWPPP.		
Type of Inspection: <input checked="" type="checkbox"/> Regular <input type="checkbox"/> During storm event <input type="checkbox"/> Post-storm event			
Weather Information			
Has there been a storm event since the last inspection? No If yes, provide: Storm Start Date: Approximate Amount of Precipitation (in):			
Weather at time of this inspection? <input checked="" type="checkbox"/> Clear <input type="checkbox"/> Cloudy <input type="checkbox"/> Rain <input type="checkbox"/> Sleet <input type="checkbox"/> Snowing <input type="checkbox"/> High Winds <input type="checkbox"/> Partly Cloudy <input type="checkbox"/> Other:			
Have any discharges occurred since the last inspection? No If yes, describe: What did the water look like at the time of the discharge? Clear <input type="checkbox"/> Partly turbid <input type="checkbox"/> Very turbid			
Are there any discharges at the time of inspection? No If yes, describe: What did the water look like at the time of the discharge? Clear <input type="checkbox"/> Partly turbid <input type="checkbox"/> Very turbid			
1. Is a rain gage installed on site? Yes Where is it located? at the SE side of the site 2. Has the Rain Event page been filled out? Yes 3. Are there MSDS sheets on site? Yes Where are they located? Construction trailer 4. Has the SWPPP been signed on the certification page? Yes What companies have signed? Insight Construction 5. Have the delegation letters been signed? Yes What companies have signed? Insight Construction 6. Has a delegation of authority been filled out for who is signing the inspection reports? Yes Who is signing the inspection reports? The Site Superintendent 7. Has the "Chemical On Site" form been filled out? No 8. Is there a spill kit on site? Yes Where is it located? Construction trailer 9. Have they done any training for the supervisors or others? Yes 10. Was the inspector able to train any one on this visit? Yes Who did you speak with? Daniel R. Site Superintendent			

Are the SWPPP and inspections available on site?	Yes	The SWPPP book and inspections are located at The Construction Trailer.
--	-----	---

Notes
1. Send inspections to - Dave Brown dave@insightnm.com
2. Site Superintendent - Daniel R. 505-506-9944
3.

Final Stabilization/Termination Checklist.			
1.	Are all soil-disturbing activities complete?	No	
2.	Have all inactive areas of the site not covered by pavement or structure achieved a density of 70% coverage?	No	
3.	Date of Final Stabilization.		The disturbed areas on site will be Stabilized soon.
If construction ceases on the site for more than 14 days, the site must be stabilized until construction resumes.			
Date Construction Stopped		Date Construction Resumed	
Measures Taken to Stabilize the Site.			

Verify what stage of construction the project is in, and record dates when activities started and were completed.		
Construction Phasing		
Activity	Current Status	Activity Started / Completed
Installed BMPs	Silt Fence, Portable Toilet	Started: Completed: 05/11/18
Site Clearing and Grading	Completed	Started: 05/11/18 Completed: 03/29/19
Installing Utilities	Completed	Started: 06/21/18 Completed: 02/28/19
Building Structure	Completed	Started: 01/17/19 Completed: 03/29/19
Paving and Walks	Completed	Started: Completed: 03/29/19
Final Grading/ Stabilize Site	Landscaping will start soon	Started: Completed:
Other	West side parking lot, it's being demolished	Started: 03/29/19 Completed:

Site-specific BMPs

- The corrective actions initiated and date completed are in the Corrective Action Log.

	List of BMPs Installed	BMP Installed?	BMP Maintenance Required?	Notes
1	Portable Toilet	Yes	No	
2				
3	Stabilized Construction Er	Yes	No	
4				
5				
6				
7				
8				
9				
10				

1	Are the BMPs shown on the map?	Yes	
2	Were there changes to the SWPPP?	No	
3	Has the SWPPP been updated?	Yes	
4	Were the changes to the SWPPP implemented within 7 days?		

	New BMPs needed	Notes
1		
2		
3		
4		
5		

Overall Site Issues

A list of corrective actions will be supplied with this inspection.

	BMP/activity	Implemented?	Maintenance Required?	Corrective Action Needed and Notes.
1	Are all slopes and disturbed areas not actively being worked properly stabilized?	Yes	No	
2	Are natural resource areas (e.g., streams, Arroyos, mature trees, etc.) protected with barriers or similar BMPs?	Yes	No	
3	Are perimeter controls and sediment barriers adequately installed (keyed into substrate) and maintained?	Yes	No	
4	Are discharge points and receiving waters free of any sediment deposits?	Yes	No	
5	Are storm drain inlets properly protected?			No inlets
6	Is the construction exit preventing sediment from being tracked into the street?	Yes	No	
7	Is trash/litter from work areas collected and placed in dumpsters?	Yes	No	
8	Are washout facilities (e.g., paint, stucco, concrete) available, clearly marked, and maintained?	Yes	No	

	BMP/activity	Implemented?	Maintenance Required?	Corrective Action Needed and Notes.
9	Are vehicle and equipment fueling, cleaning, and maintenance areas free of spills, leaks, or any other deleterious material?	No	No	
10	Are materials that are potential storm water contaminants stored inside or under cover?	Yes	No	
11	Are non-storm water discharges (e.g., wash water, dewatering) properly controlled?	No	No	
12	Has the Site map been updated to reflect current conditions?	Yes	No	The Inspectors and SWPPP book map has been updated.
13	Is the NOI posted	Yes	No	NOI Posting Location: On the Info board at the entrance of the site
14	Were previous corrections made within 7 days of last inspection or before the next storm event?	Yes	No	
15	(Other)			The permanent security fence has been installed.

Walk through the facility and look for signs of pollution including paint, solvents, chemicals, solid waste, oil, and fuel.

1	Are there any signs of hazardous materials being exposed to storm water runoff?	No	
2	Have there been any reportable quantities releases of hazardous materials?	No	

CERTIFICATION STATEMENT

"I certify under penalty of law that this document and all attachments were prepared under my direction or supervision in accordance with a system designed to assure that qualified personnel properly gathered and evaluated the information submitted. Based on my inquiry of the person or persons who manage the system, or those persons directly responsible for gathering the information, the information submitted is, to the best of my knowledge and belief, true, accurate, and complete. I am aware that there are significant penalties for submitting false information, including the possibility of fine and imprisonment for knowing violations."

Print name: Marcos Valadez Title: Inspector

Signature:  Date: 03/29/19

SWPPP Management Signature: _____ Date: _____

K10
ED09

Date: 03/29/19

Project: **Vitality Works Warehouse Addition****Corrective Action Log**

Number	Corrective Action Needed	Date Action Noted	Date Corrected	Date Correction Noted By Inspector
1	No issues at the time of this inspection	05/17/18		05/17/18
2	Repair the silt fence on the SW side of the site	05/31/18		06/14/18
3	No issues at the time of this inspection	06/14/18		06/14/18
4	The site looked good. No new issues at the time of this inspection	06/21/18		06/21/18
5	No issues at the time of this inspection	06/27/18		06/27/18
6	No issues at the time of this inspection	07/06/18		07/06/18
7	The site looked good. No new issues at the time of this inspection	07/13/18		07/13/18
8	No issues at the time of this inspection	07/20/18		07/20/18
9	No new issues at the time of this inspection	07/27/18		07/27/18
10	The site looked good. No new issues at the time of this inspection	08/03/18		08/03/18
11	No new issues at the time of this inspection	08/10/18		08/10/18
12	No new issues at the time of this inspection	08/17/18		08/17/18
13	No new issues at the time of this inspection	08/23/18		08/23/18
14	The site looked good. No new issues at the time of this inspection	08/31/18		08/31/18
15	No new issues at the time of this inspection	09/07/18		09/07/18
16	All BMP's in place. no new issues	09/14/18		09/14/18
17	No new issues at the time of this inspection	09/20/18		09/20/18
18	Cleanup the concrete washed out mess on the SW side of the site next to the concrete washout.	09/28/18		10/12/18
19	Empty the concrete washout	10/12/18		10/25/18
20	No new issues at the time of this inspection	10/25/18		10/25/18
21	The site looked good. No new issues at the time of this inspection	11/09/18		11/09/18
22	No new issues at the time of this inspection	12/14/18		12/14/18
23	Trash bin needs to be emptied	01/17/19		02/28/19
24	Empty the concrete washout	01/31/19		02/28/19
25	Cleanup the concrete washed out next to the concrete washout container.	01/31/19		02/28/19
26	Part of the silt fence at the East side of the site needs to be reinstalled. (cover the bottom)	02/28/19		03/29/19
27	The site looked good. All disturbed areas will be stabilized with seeding soon.	03/29/19		03/29/19

Date: 03/29/19

Project: **Vitality Works Warehouse Addition**

Corrective Action Log

Number	Corrective Action Needed	Date Action Noted	Date Corrected	Date Correction Noted By Inspector

SWPPP Management Signature:**Date:**

Development & Commercial Stormwater Construction Site Inspection Report

General Information			
Project Name	Vitality Works Warehouse Addition		
Owners/Operators Name	Insight Construction		
Date of Inspection	02/28/19	Start Time	10:45 AM
Inspector's Name(s)	Marcos Valadez		
Inspector's Title(s)	Inspector		
Inspector's Contact Information	marcos@inspectionsplusinc.com		
Inspector's Qualifications	Training and work experience – see inspector qualification page in section 2 of the SWPPP.		
Type of Inspection:			
<input checked="" type="checkbox"/> Regular <input type="checkbox"/> During storm event <input type="checkbox"/> Post-storm event			
Weather Information			
Has there been a storm event since the last inspection? No			
If yes, provide:			
Storm Start Date:		Approximate Amount of Precipitation (in):	
Weather at time of this inspection?			
<input checked="" type="checkbox"/> Clear <input type="checkbox"/> Cloudy <input type="checkbox"/> Rain <input type="checkbox"/> Sleet <input type="checkbox"/> Snowing <input type="checkbox"/> High Winds <input type="checkbox"/> Partly Cloudy <input type="checkbox"/> Other:			
Have any discharges occurred since the last inspection? No			
If yes, describe:			
What did the water look like at the time of the discharge? Clear <input type="checkbox"/> Partly turbid <input type="checkbox"/> Very turbid			
Are there any discharges at the time of inspection? No			
If yes, describe:			
What did the water look like at the time of the discharge? Clear <input type="checkbox"/> Partly turbid <input type="checkbox"/> Very turbid			
1. Is a rain gage installed on site? Yes Where is it located? at the SE side of the site 2. Has the Rain Event page been filled out? Yes 3. Are there MSDS sheets on site? Yes Where are they located? Construction trailer 4. Has the SWPPP been signed on the certification page? Yes What companies have signed? Insight Construction 5. Have the delegation letters been signed? Yes What companies have signed? Insight Construction 6. Has a delegation of authority been filled out for who is signing the inspection reports? Yes Who is signing the inspection reports? The Site Superintendent 7. Has the "Chemical On Site" form been filled out? No 8. Is there a spill kit on site? Yes Where is it located? Construction trailer 9. Have they done any training for the supervisors or others? Yes 10. Was the inspector able to train any one on this visit? Yes Who did you speak with? Daniel R. Site Superintendent			
Are the SWPPP and inspections available on site?	Yes	The SWPPP book and inspections are located at The Construction Trailer.	
Notes			
1. Send inspections to - Dave Brown dave@insightnm.com			
2. Site Superintendent - Daniel R. 505-506-9944			
3.			

Final Stabilization/Termination Checklist.

1.	Are all soil-disturbing activities complete?	No	
2.	Have all inactive areas of the site not covered by pavement or structure achieved a density of 70% coverage?	No	
3.	Date of Final Stabilization.		
If construction ceases on the site for more than 14 days, the site must be stabilized until construction resumes.			
Date Construction Stopped		Date Construction Resumed	
Measures Taken to Stabilize the Site.			

Verify what stage of construction the project is in, and record dates when activities started and were completed.

Construction Phasing		
Activity	Current Status	Activity Started / Completed
Installed BMPs	Silt Fence, Portable Toilet	Started: Completed: 05/11/18
Site Clearing and Grading	Continue In progress	Started: 05/11/18 Completed:
Installing Utilities	Completed	Started: 06/21/18 Completed: 02/28/19
Building Structure	02/28/19 Interior and exterior work in progress	Started: 01/17/19 Completed:
Paving and Walks		Started: Completed:
Final Grading/ Stabilize Site		Started: Completed:
Other		Started: Completed:

Site-specific BMPs

- The corrective actions initiated and date completed are in the Corrective Action Log.

	List of BMPs Installed	BMP Installed?	BMP Maintenance Required?	Notes
1	Portable Toilet	Yes	No	
2	Silt Fence	Yes	Yes	See the corrective action log
3	Stabilized Construction Er	Yes	No	
4	Concrete Washout	Yes	No	
5	Roll off	Yes	No	
6				
7				
8				
9				
10				

1	Are the BMPs shown on the map?	Yes	
2	Were there changes to the SWPPP?	No	
3	Has the SWPPP been updated?	Yes	
4	Were the changes to the SWPPP implemented within 7 days?		

	New BMPs needed	Notes
1		
2		
3		
4		
5		

Overall Site Issues

A list of corrective actions will be supplied with this inspection.

	BMP/activity	Implemented?	Maintenance Required?	Corrective Action Needed and Notes.
1	Are all slopes and disturbed areas not actively being worked properly stabilized?	Yes	No	
2	Are natural resource areas (e.g., streams, Arroyos, mature trees, etc.) protected with barriers or similar BMPs?	Yes	No	
3	Are perimeter controls and sediment barriers adequately installed (keyed into substrate) and maintained?	Yes	No	
4	Are discharge points and receiving waters free of any sediment deposits?	Yes	No	
5	Are storm drain inlets properly protected?			No inlets
6	Is the construction exit preventing sediment from being tracked into the street?	Yes	No	
7	Is trash/litter from work areas collected and placed in dumpsters?	Yes	No	
8	Are washout facilities (e.g., paint, stucco, concrete) available, clearly marked, and maintained?	Yes	No	

	BMP/activity	Implemented?	Maintenance Required?	Corrective Action Needed and Notes.
9	Are vehicle and equipment fueling, cleaning, and maintenance areas free of spills, leaks, or any other deleterious material?	No	No	
10	Are materials that are potential storm water contaminants stored inside or under cover?	Yes	No	
11	Are non-storm water discharges (e.g., wash water, dewatering) properly controlled?	No	No	
12	Has the Site map been updated to reflect current conditions?	Yes	No	The Inspectors and SWPPP book map has been updated.
13	Is the NOI posted	Yes	No	NOI Posting Location: On the Info board at the entrance of the site
14	Were previous corrections made within 7 days of last inspection or before the next storm event?	Yes	Yes	See the corrective action log
15	(Other)			The dirt piles will be removed soon.

Walk through the facility and look for signs of pollution including paint, solvents, chemicals, solid waste, oil, and fuel.

1	Are there any signs of hazardous materials being exposed to storm water runoff?	No	
2	Have there been any reportable quantities releases of hazardous materials?	No	

CERTIFICATION STATEMENT

"I certify under penalty of law that this document and all attachments were prepared under my direction or supervision in accordance with a system designed to assure that qualified personnel properly gathered and evaluated the information submitted. Based on my inquiry of the person or persons who manage the system, or those persons directly responsible for gathering the information, the information submitted is, to the best of my knowledge and belief, true, accurate, and complete. I am aware that there are significant penalties for submitting false information, including the possibility of fine and imprisonment for knowing violations."

Print name: Marcos Valadez Title: Inspector

Signature: _____ Date: 02/28/19

SWPPP Management Signature: _____ Date: _____

Project: Vitality Works Warehouse Addition

Corrective Action Log

Number	Corrective Action Needed	Date Action Noted	Date Corrected	Date Correction Noted By Inspector
1	No issues at the time of this inspection	05/17/18		05/17/18
2	Repair the silt fence on the SW side of the site	05/31/18		06/14/18
3	No issues at the time of this inspection	06/14/18		06/14/18
4	The site looked good. No new issues at the time of this inspection	06/21/18		06/21/18
5	No issues at the time of this inspection	06/27/18		06/27/18
6	No issues at the time of this inspection	07/06/18		07/06/18
7	The site looked good. No new issues at the time of this inspection	07/13/18		07/13/18
8	No issues at the time of this inspection	07/20/18		07/20/18
9	No new issues at the time of this inspection	07/27/18		07/27/18
10	The site looked good. No new issues at the time of this inspection	08/03/18		08/03/18
11	No new issues at the time of this inspection	08/10/18		08/10/18
12	No new issues at the time of this inspection	08/17/18		08/17/18
13	No new issues at the time of this inspection	08/23/18		08/23/18
14	The site looked good. No new issues at the time of this inspection	08/31/18		08/31/18
15	No new issues at the time of this inspection	09/07/18		09/07/18
16	All BMP's in place. no new issues	09/14/18		09/14/18
17	No new issues at the time of this inspection	09/20/18		09/20/18
18	Cleanup the concrete washed out mess on the SW side of the site next to the concrete washout.	09/28/18		10/12/18
19	Empty the concrete washout	10/12/18		10/25/18
20	No new issues at the time of this inspection	10/25/18		10/25/18
21	The site looked good. No new issues at the time of this inspection	11/09/18		11/09/18
22	No new issues at the time of this inspection	12/14/18		12/14/18
23	Trash bin needs to be emptied	01/17/19		02/28/19
24	Empty the concrete washout	01/31/19		02/28/19
25	Cleanup the concrete washed out next to the concrete washout container.	01/31/19		02/28/19
26	Part of the silt fence at the East side of the site needs to be reinstalled. (cover the bottom)	02/28/19		

Date: 02/28/19

Project: Vitality Works Warehouse Addition

Corrective Action Log

Number	Corrective Action Needed	Date Action Noted	Date Corrected	Date Correction Noted By Inspector

SWPPP Management Signature:**Date:**

From:
To: ;
Cc:
Subject: K10E009 Vitality Works follow up inspection 02.15.19
Date: Friday, February 15, 2019 2:02:29 PM
Attachments:

Daniel,


Thanks for taking the time to catch me up on this project; all looks well with a few noted issues in my inspection report.

1. Reestablish the silt fencing on the south and east sides.
2. If I could get a recent copy of the self-inspection emailed to me, I can file in my project files.

I did notice all previous issues were addressed, thanks.

ONE
AL QUE planning

Stormwater Inspector
stormwater quality
505.803.6155



Stormwater Quality

ESC Plan Information Sheet

K16E009
C, E, A

Project Name: Vitality Works Warehouse Addition

Project Location: (address or major cross streets/arroyo)
8500 Bluewater Blvd NW

Plan Preparer Information:

Company: Inspections Plus

Contact: Cassandra Durkin

Address: 805 Nikanda NE Albuquerque, NM 87107

Phone Number: (O) 505-344-9410 (Cell (optional)) _____

e-Mail: cassandra@inspectionsplusinc.com

Owner Information:

Company: Vitality Works

Contact: Juno Raby

Address: 8500 Bluewater Blvd NW
Albuquerque, NM 87121

Phone: 505-268-9950

e-Mail: jraby@vitalityworks.com

I am submitting the ESC plan to obtain approval for:

☒ ESC Permit-Grading

☒ ESC Permit-Building Permit

☒ Work Order Construction Plans



Note: More than one item can be checked for a submittal

If you have questions, please contact Curtis Cherne, Stormwater Quality 924-3420, ccherne@cabq.gov

Rev April 2016



City of Albuquerque Stormwater Construction Site Inspection Report

General Information

Project Name and Location	Vitality works 8500 Bluewater NW		
Site Contact Name & Agency	Daniel Reaver Insight Construction	ESC File No. NPDES ID No.	K10E009 NM R 100182
Date of Inspection	1-9-19	Start/End Time	10:55/11:20
COA Inspector Name	Curtis Cherne, Stormwater Quality		
Describe Present Phase of Construction	Constructing bldg		

Type of Inspection:

☒ Regular ☐ During storm event ☐ Post-storm event (> 0.25 inch) ☐ 311 / Complaint Response ☐ Follow-Up

Weather Information

Weather at time of this inspection?

Temperature: ~40 F°

☒ Clear ☐ Cloudy ☐ Rain ☐ Sleet ☐ Fog ☐ Snowing ☐ Windy

Has there been a storm event since the site was Permitted? ☒ Yes ☐ No

Amount: ☐ < 1/4" ☒ 1/4" to 3/4" ☐ > 3/4" ☐ Snow _____

Inspection

CGP ¹ Section	BMP / Activity	Maintenance or Corrective Action Required	Location and Notes
1.5	Post a Notice		not posted
2.2.1	Provide and maintain Natural buffer when Waters of the US < 50 ft		
2.2.3	Sediment control along any perimeter		
2.2.3	Sediment control along any perimeter		
2.2.3	Sediment control along any perimeter		
2.2.3	Sediment control along any perimeter		
2.2.3	Sediment control along any perimeter		
2.2.3	Sediment control along any perimeter		
2.2.3	Sediment control along any perimeter		
2.2.4	Minimize sediment track-out		

2.2.5	Manage stockpiles		
2.2.6	Minimize Dust		
2.2.10	Protect Storm Drain Inlets		
2.2.10	Protect Storm Drain Inlets		
2.2.11	Minimize erosion of conveyance channels		
2.2.12	Sediment Basins		
2.2.14	Stabilize exposed portions of the site.		
2.2.14	Stabilize exposed portions of the site.		
2.2.14	Stabilize exposed portions of the site.		
2.2.14	Stabilize exposed portions of the site.		
2.3.1	Equipment and Vehicle Fueling		
2.3.2	Equipment and Vehicle Washing		
2.3.3	Building Material Storage		
2.3.3	Fuel, oil, hydraulic fluid, petroleum products and chemical storage		
2.3.3	Construction and Domestic Wastes	✓	debris & dirt pile near Bluewater
2.3.3	Construction and Domestic Wastes	✓	Dumpster no dumpster cover
2.3.4	Washing Applicators used for paint, stucco, concrete, etc.		
2.3.4	Washing Applicators used for paint, stucco, concrete, etc.		
2.3.4	Washing Applicators used for paint, stucco, concrete, etc.		
2.4	Dewatering		
2.1	Discharge off site?	• Yes <input checked="" type="radio"/> No	
4	Self-Inspection Reports		Latest Report Date: 12-14-18, request later report, 1-31-19

Notes: (City Inspector Use) Items in compliance can be left blank.

¹ Construction General Permit (CGP)

Maintenance or corrective actions are to be completed within 7 days.

Notes:

City of Albuquerque Stormwater Inspector Signature and Date: Curtis A. Cherne 1-9-19
Signature Date
Contact Info: Curtis Cherne, 505-924-3420, ccherne@cabq.gov

2-8-19 Fri.

Spoke w/ Dave Brown, Insight consultant,
will go out the Monday Feb 11th to
check their swapp book for new
rent reports

City of Albuquerque DMD/CSD Calculation Sheet

DATE: _____ PROJ. NAME: _____ PROJ. NO.: _____ BY: _____

This image shows a single sheet of white paper with horizontal blue or grey ruling lines. The lines are evenly spaced and run across the width of the page. There is no handwriting or other markings on the paper.

CALCULATIONS: _____

[illegible]

Cherne, Curtis

From: Cherne, Curtis
Sent: Thursday, January 24, 2019 1:39 PM
To: Daniel Reaves (daniel.reaves@insightnm.com)
Subject: SWPPP inspection report for Vitaliy Works

Daniel,
Good afternoon,
On 1-9-19, I requested your latest SWPPP self-inspection report.
I haven't seen it.
Please send.



CURTIS CHERNE, PE, QCIS

principal engineer
stormwater quality

o 505.924.3420

e ccherne@cabq.gov

cabq.gov/planning

Cherne, Curtis

From: Cherne, Curtis
Sent: Wednesday, January 09, 2019 3:48 PM
To: Daniel Reaves (daniel.reaves@insightnm.com)
Subject: Vitality Works Construction Site Inspection
Attachments: debris_dirt_pile.jpg; Viality_works_Inspection_Report_1-9-19.pdf

Daniel,

Good afternoon.

Thanks for taking the time to walk the site with me today.

As discussed, the following issues were observed:

1. Debris and dirt pile near Bluewater Rd. Please remove.
2. There was no cover/ability to cover the dumpster.

I noticed you have a bunch of SWPPP inspection reports, but please send me the latest one (within the past 2 weeks).

If you prefer, you can send me pics of the mitigated items, else I will return for a follow-up inspection.

Thanks,



CURTIS CHERNE, PE, QCIS

principal engineer

stormwater quality

o 505.924.3420

e ccherne@cabq.gov

cabq.gov/planning

Cherne, Curtis

From: Durkin, Cassandra D.
Sent: Friday, November 09, 2018 3:12 PM
To: daniel@insightnm.com
Cc: Cherne, Curtis
Subject: Vitality Works
Attachments: Vitality Works 11-09-18 Construction Site Inspection Report.pdf

Good Afternoon,

I was out at the Vitality Works Site today. There is a large area of disturbance outside of your fence. It looks like a drainage pipe and channel were installed. Will you please let me know what is going on with this area?

Thank You,



Cassandra Durkin, CESSWI
stormwater inspector
stormwater quality
o 505.924.3983
e cdurkin@cabq.gov
cabq.gov/planning



City of Albuquerque Stormwater Construction Site Inspection Report

General Information

Project Name and Location	Vitality Works 8500 Bluewater NW		
Site Contact Name & Agency	Daniel Reaves Insight Const.	ESC File No. NPDES ID No.	K10E0189 NMR1001EF VW NMR100182 Insight
Date of Inspection	11/9/18	Start/End Time	12:20
COA Inspector Name	C. Larkin Curtis Cherne, Stormwater Quality		
Describe Present Phase of Construction	Slab Poured		

Type of Inspection:

☒ Regular • During storm event • Post-storm event (> 0.25 inch) • 311 / Complaint Response • Follow-Up

Weather Information

Weather at time of this inspection?

Temperature: ~ 50 F°

☒ Clear • Cloudy • Rain • Sleet • Fog • Snowing • Windy

Has there been a storm event since the site was Permitted? ☒ Yes • No

Amount: • < 1/4" • 1/4" to 3/4" • ☒ > 3/4" • Snow _____"

Inspection

CGP	BMP / Activity	Maintenance Required? (1)	Corrective Action Required? (2)	Location and Notes
1.5	Post a Notice			
2.2.1	Provide and maintain Natural buffer when Waters of the US < 50 ft			
2.2.3	Sediment control along any perimeter			
2.2.3	Sediment control along any perimeter			
2.2.3	Sediment control along any perimeter			
2.2.3	Sediment control along any perimeter			
2.2.3	Sediment control along any perimeter			
2.2.3	Sediment control along any perimeter			
2.2.3	Sediment control along any perimeter			
2.2.4	Minimize sediment track-out			
2.2.5	Manage stockpiles			

2.2.6	Minimize Dust			
2.2.10	Protect Storm Drain Inlets			
2.2.10	Protect Storm Drain Inlets			
2.2.11	Minimize erosion of conveyance channels			
2.2.12	Sediment Basins			
2.2.14	Stabilize exposed portions of the site.			
2.2.14	Stabilize exposed portions of the site.			
2.2.14	Stabilize exposed portions of the site.			
2.2.14	Stabilize exposed portions of the site.			
2.3.1	Equipment and Vehicle Fueling			
2.3.2	Equipment and Vehicle Washing			
2.3.3	Building Material Storage			
2.3.3	Fuel, oil, hydraulic fluid, petroleum products and chemical storage			
2.3.3	Construction and Domestic Wastes			
2.3.3	Construction and Domestic Wastes			
2.3.4	Washing Applicators used for paint, stucco, concrete, etc.			
2.3.4	Washing Applicators used for paint, stucco, concrete, etc.			
2.3.4	Washing Applicators used for paint, stucco, concrete, etc.			
2.4	Dewatering			
2.1	Discharge off site?		• Yes • No	
4	Self-Inspection Reports			Latest Report Date:

Notes: (City Inspector Use) Items in compliance can be left blank.

(1) Maintenance is to be complete by the end of the next business day.

(2) Corrective Actions are to be complete within 7 days.

Notes:

Site Locked - lots of disturbance outside of project area.

City of Albuquerque Stormwater Inspector Signature and Date: _____

Signature

Date

Contact Info: Curtis Cherne, 505-924-3420, ccherne@cabq.gov


Cherne, Curtis

To: Daniel Reaves
Subject: RE: Vitality Works Track out pad

From: Daniel Reaves [<mailto:daniel.reaves@insightnm.com>]
Sent: Tuesday, June 12, 2018 4:11 PM
To: Cherne, Curtis
Subject: Vitality Works Track out pad

YAttached are pictures of the addition to the existing track out. Please let me know if you need anything else from us.

Thank you
Daniel Reaves





City of Albuquerque

Planning Department

Stormwater Control Permit for Erosion and Sediment Control

Project Title Vitality Works Warehouse Addition

Project Location (Major Cross Streets/Arroyo
or address) 8500 Bluewater Blvd NW

Property Owner: (Note: If applying for a Building Permit, the "Company" or "Owner" name on this form must match the "Owner" name on the Building Permit.)

Company Name or Owner Name: Vitality Works

Responsible Person: (Note: Name below may be the same as Owner Name above if there is no Company Name)

Name: Juno Raby

Phone Number: 505-268-9950

E-mail: jraby@vitalityworks.com

Site Contact: (if different than Property Owner info above.)

Name: Dave Brown

Phone: 505-506-8412

e-mail: dave@insightnm.com

For City personnel use only:

City Personnel Signature: Antonia Chen Date 4-16-18

(Rev June 2017)



City of Albuquerque
Stormwater Construction Site
Inspection Report

General Information

Project Name and Location	Vitality works 8500 Bluewater NW		
Site Contact Name & Agency	Daniel Reaves Insight Construction	ESC File No.	K10E009
Date of Inspection	6-11-18	Start/End Time	11:00 / 11:15
Inspector Name, COA Dept.	Curtis Cherne, Stormwater Quality		
Describe Present Phase of Construction	graded, pad complete		
Type of Inspection:	<input checked="" type="radio"/> Regular • During storm event • Post-storm event (> 0.5 inch) • 311 / Complaint Response • Follow-Up		

Weather Information

Weather at time of this inspection?	Temperature: ~ 86 F°
<input checked="" type="radio"/> Clear • Cloudy • Rain • Sleet • Fog • Snowing • Windy	
Has there been a storm event since the site was Permitted? • Yes <input checked="" type="radio"/> No	
Amount: • < 1/4" • 1/4" to 3/4" • > 3/4" • Snow _____"	

Erosion & Sediment Control Inspection

Entrance / Track-Out	pad ok - bypass on east side due to turn radius minor track out to curb - remove
Sediment Controls / Silt Fence, Inlet Protection, Wattles, etc.	OK
Inspection Reports	collected inspection plus
Erosion Controls	OK
Housekeeping/Pollutant Controls	OK
Debris/Pollutants/Sediment in MS4	NO
Notes	Daniel to find area of track out pad

Is site being maintained in compliance with the Drainage Ordinance? • Yes ☒ No
Signature: Curtis A. Cherne Date: 6-11-18
mini

Development & Commercial Stormwater Construction Site Inspection Report

General Information			
Project Name	Vitality Works Warehouse Addition		
Owners/Operators Name	Insight Construction		
Date of Inspection	05/31/18	Start Time	1:20 PM
Inspector's Name(s)	Marcos Valadez		
Inspector's Title(s)	Inspector		
Inspector's Contact Information	marcos@inspectionsplusinc.com		
Inspector's Qualifications	Training and work experience – see inspector qualification page in section 2 of the SWPPP.		
Type of Inspection: <input checked="" type="checkbox"/> Regular <input type="checkbox"/> During storm event <input type="checkbox"/> Post-storm event			
Weather Information			
Has there been a storm event since the last inspection? No If yes, provide: Storm Start Date: Approximate Amount of Precipitation (in):			
Weather at time of this inspection? <input checked="" type="checkbox"/> Clear <input type="checkbox"/> Cloudy <input type="checkbox"/> Rain <input type="checkbox"/> Sleet <input type="checkbox"/> Snowing <input type="checkbox"/> High Winds <input type="checkbox"/> Partly Cloudy <input type="checkbox"/> Other:			
Have any discharges occurred since the last inspection? No If yes, describe: What did the water look like at the time of the discharge? Clear <input type="checkbox"/> Partly turbid <input type="checkbox"/> Very turbid			
Are there any discharges at the time of inspection? No If yes, describe: What did the water look like at the time of the discharge? Clear <input type="checkbox"/> Partly turbid <input type="checkbox"/> Very turbid			
1. Is a rain gage installed on site? Yes Where is it located? at the SE side of the site 2. Has the Rain Event page been filled out? No 3. Are there MSDS sheets on site? No Where are they located? 4. Has the SWPPP been signed on the certification page? Yes What companies have signed? Insight Construction 5. Have the delegation letters been signed? Yes What companies have signed? Insight Construction 6. Has a delegation of authority been filled out for who is signing the inspection reports? Yes Who is signing the inspection reports? The Site Superintendent 7. Has the "Chemical On Site" form been filled out? No 8. Is there a spill kit on site? No Where is it located? 9. Have they done any training for the supervisors or others? No 10. Was the inspector able to train any one on this visit? No Who did you speak with? Missed The site superintendent			
Are the SWPPP and inspections available on site?	Yes	The SWPPP book and inspections are located at The Construction Trailer.	
Notes			
1. Send inspections to - Dave Brown dave@insightnm.com			
2.			
3.			

Final Stabilization/Termination Checklist.

1.	Are all soil-disturbing activities complete?	No	
2.	Have all inactive areas of the site not covered by pavement or structure achieved a density of 70% coverage?	No	
3.	Date of Final Stabilization.		
If construction ceases on the site for more than 14 days, the site must be stabilized until construction resumes.			
Date Construction Stopped		Date Construction Resumed	
Measures Taken to Stabilize the Site.			

Verify what stage of construction the project is in, and record dates when activities started and were completed.

Construction Phasing		
Activity	Current Status	Activity Started / Completed
Installed BMPs	Silt Fence, Portable Toilet	Started: Completed: 05/11/18
Site Clearing and Grading	In progress	Started: 05/11/18 Completed:
Installing Utilities		Started: Completed:
Building Structure		Started: Completed:
Paving and Walks		Started: Completed:
Final Grading/ Stabilize Site		Started: Completed:
Other		Started: Completed:

Site-specific BMPs

- The corrective actions initiated and date completed are in the Corrective Action Log.

	List of BMPs Installed	BMP Installed?	BMP Maintenance Required?	Notes
1	Portable Toilet	Yes	No	
2	Silt Fence	Yes	Yes	See the corrective action log
3	Stabilized Construction Er	Yes	No	
4				
5				
6				
7				
8				
9				
10				

1	Are the BMPs shown on the map?	Yes	
2	Were there changes to the SWPPP?	No	
3	Has the SWPPP been updated?	Yes	
4	Were the changes to the SWPPP implemented within 7 days?		

	New BMPs needed	Notes
1		
2		
3		
4		
5		

Overall Site Issues

A list of corrective actions will be supplied with this inspection.

	BMP/activity	Implemented?	Maintenance Required?	Corrective Action Needed and Notes.
1	Are all slopes and disturbed areas not actively being worked properly stabilized?	Yes	No	
2	Are natural resource areas (e.g., streams, Arroyos, mature trees, etc.) protected with barriers or similar BMPs?	Yes	No	
3	Are perimeter controls and sediment barriers adequately installed (keyed into substrate) and maintained?	Yes	Yes	See the corrective action log
4	Are discharge points and receiving waters free of any sediment deposits?	Yes	No	
5	Are storm drain inlets properly protected?			No inlets
6	Is the construction exit preventing sediment from being tracked into the street?	Yes	No	
7	Is trash/litter from work areas collected and placed in dumpsters?	Yes	No	
8	Are washout facilities (e.g., paint, stucco, concrete) available, clearly marked, and maintained?			Not at this time

	BMP/activity	Implemented?	Maintenance Required?	Corrective Action Needed and Notes.
9	Are vehicle and equipment fueling, cleaning, and maintenance areas free of spills, leaks, or any other deleterious material?	Yes	No	
10	Are materials that are potential storm water contaminants stored inside or under cover?	Yes	No	
11	Are non-storm water discharges (e.g., wash water, dewatering) properly controlled?	Yes	No	
12	Has the Site map been updated to reflect current conditions?	Yes	No	The Inspectors map has been updated.
13	Is the NOI posted	Yes	No	NOI Posting Location: On the Info board at the entrance of the site
14	Were previous corrections made within 7 days of last inspection or before the next storm event?			
15	(Other)			

Walk through the facility and look for signs of pollution including paint, solvents, chemicals, solid waste, oil, and fuel.			
1	Are there any signs of hazardous materials being exposed to storm water runoff?	No	
2	Have there been any reportable quantities releases of hazardous materials?	No	

CERTIFICATION STATEMENT

"I certify under penalty of law that this document and all attachments were prepared under my direction or supervision in accordance with a system designed to assure that qualified personnel properly gathered and evaluated the information submitted. Based on my inquiry of the person or persons who manage the system, or those persons directly responsible for gathering the information, the information submitted is, to the best of my knowledge and belief, true, accurate, and complete. I am aware that there are significant penalties for submitting false information, including the possibility of fine and imprisonment for knowing violations."

Print name: Marcos Valadez Title: Inspector

Signature:  Date: 05/31/18

SWPPP Management Signature: _____ Date: _____

Date: 05/31/18


Project: **Vitality Works Warehouse Addition**

Corrective Action Log

[illegible]

SWPPP Management Signature:

Date:



Stormwater Quality

ESC Plan Information Sheet

Emailed 4/9/18

141K10E009

G, E, A

*See stamp date
as previous submittal*

Project Name: Vitality Works Warehouse Addition

Project Location: (address or major cross streets/arroyo)
8500 Bluewater Blvd NW

Plan Preparer Information:

Company: Inspections Plus

Contact: Cassandra Durkin

Address: 805 Nikanda NE Albuquerque, NM 87107

Phone Number: (O) 505-344-9410 (Cell (optional)) _____

e-Mail: cassandra@inspectionsplusinc.com

Owner Information:

Company: Vitality Works

Contact: Juno Raby

Address: 8500 Bluewater Blvd NW
Albuquerque, NM 87121

Phone: 505-268-9950

e-Mail: jraby@vitalityworks.com

I am submitting the ESC plan to obtain approval for:

☒ ESC Permit-Grading

☒ ESC Permit-Building Permit

☒ Work Order Construction Plans

Note: More than one item can be checked for a submittal

If you have questions, please contact Curtis Cherne, Stormwater Quality 924-3420, ccherne@cabq.gov

Rev April 2016

CITY OF ALBUQUERQUE



April 16, 2018

David Soule, P.E.
Inspections Plus Inc.
805 Nikanda Rd NE
Albuquerque, NM 87107

**Re: Vitality Works Warehouse Addition
Erosion and Sediment Control Plan
Engineer's Stamp Date 4-2-18 (K10E009)**

Dear Mr. Soule,

Based upon the information provided in your submittal received 4-9-18, the above referenced plan is approved to be included in the SWPPP and to apply for an ESC Permit for grading and Building Permit with the following condition:

1. The silt fence is to be relocated south and west of the large building addition so that it will trap sediment from the proposed grading in that area.

PO Box 1293 Include a copy of the approved plan in the Building Permit set.

If you have any questions, you can contact me at 924-3420.

Albuquerque

Sincerely,

NM 87103

Curtis Cherne, P.E.
Principal Engineer, Stormwater Quality
Planning Dept.

www.cabq.gov

C: email

CITY OF ALBUQUERQUE



April 6, 2018

David Soule, P.E.
Inspections Plus Inc.
805 Nikanda Rd NE
Albuquerque, NM 87107

**Re: Vitality Works Warehouse Addition
Erosion and Sediment Control Plan
Engineer's Stamp Date 4-2-18 (K10E009)**

Dear Mr. Soule,

Based upon the information provided in your submittal received 4-2-18, the above referenced plan is not approved to be included in the SWPPP or to apply for an ESC Permit for grading and Building Permit until the following comments are addressed:

1. Provide existing and proposed grades and drainage features (e.g inlets, ponds, etc...). The best way to accomplish this may be to superimpose the BMPs on the grading and drainage plan that is submitted to Hydrology.

2. Provide a Vicinity Map.

If you have any questions, you can contact me at 924-3420.

Sincerely,

Curtis Cherne, P.E.
Principal Engineer, Stormwater Quality
Planning Dept.

C: email



City of Albuquerque

Planning Department

Stormwater Control Permit for Erosion and Sediment Control

Project Title Vitality Works Warehouse Addition

Project Location (Major Cross Streets/Arroyo
or address) 8500 Bluewater Blvd NW

Property Owner: (Note: If applying for a Building Permit, the "Company" or "Owner" name on this form must match the "Owner" name on the Building Permit.)

Company Name or Owner Name: Vitality Works

Responsible Person: (Note: Name below may be the same as Owner Name above if there is no Company Name)

Name: Juno Raby

Phone Number: 505-268-9950

E-mail: jraby@vitalityworks.com

Site Contact: (if different than Property Owner info above.)

Name: Dave Brown

Phone: 505-506-8412

e-mail: dave@insightnm.com

For City personnel use only:

City Personnel Signature: _____ Date _____

(Rev June 2017)

