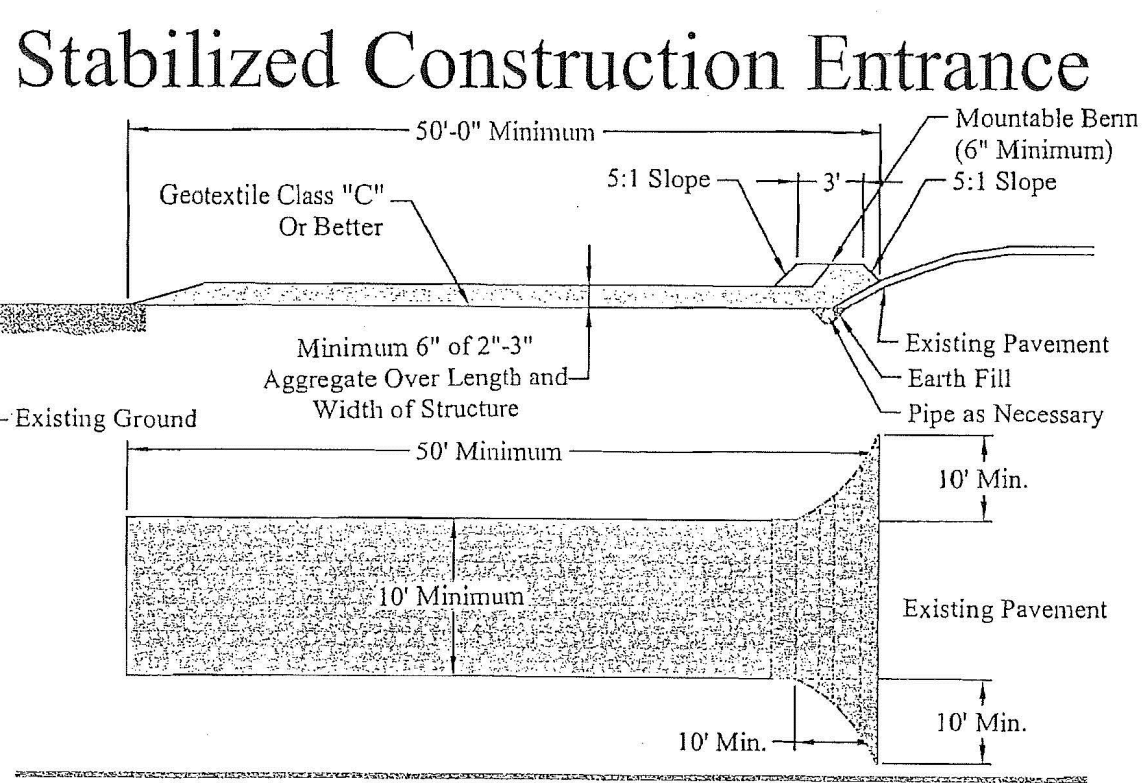
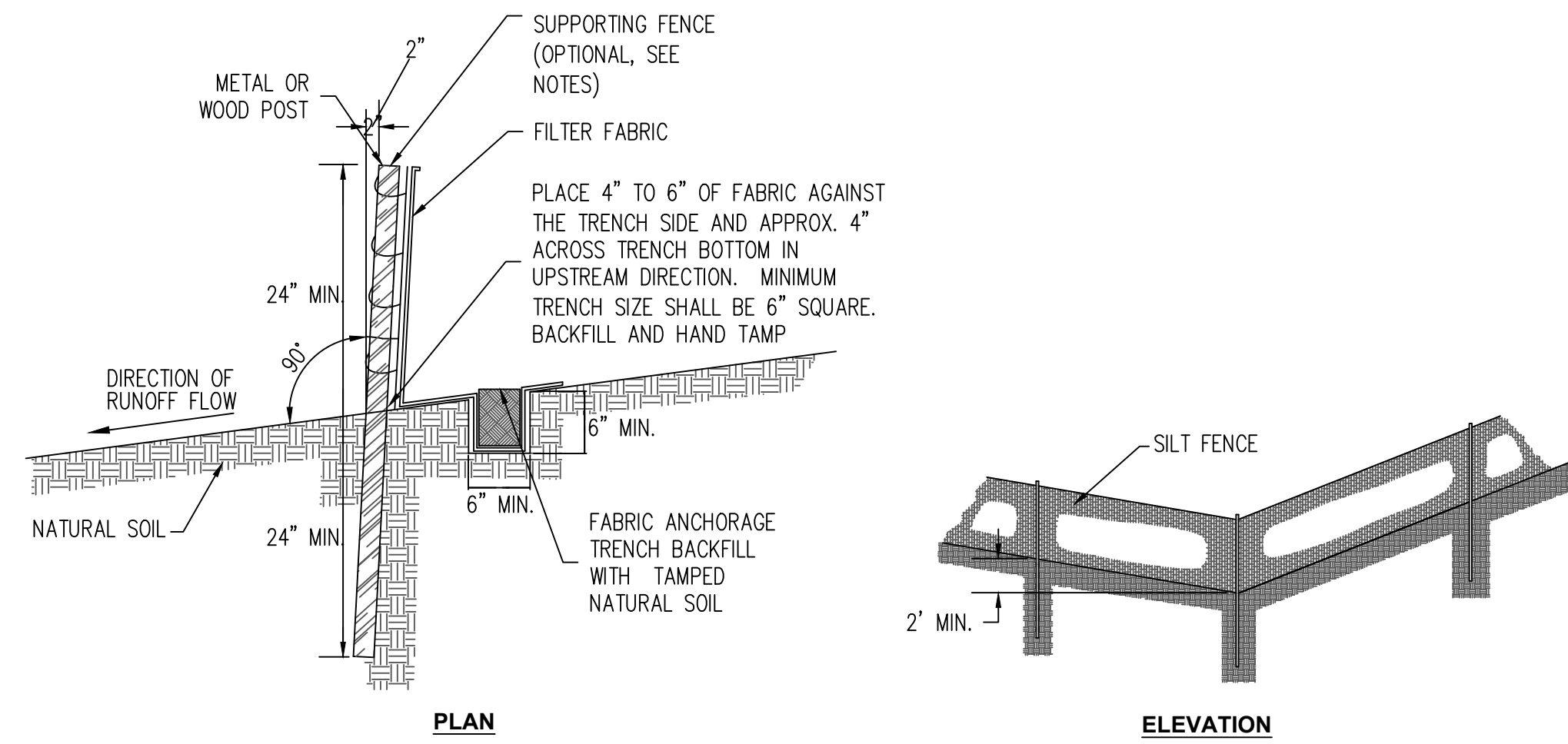
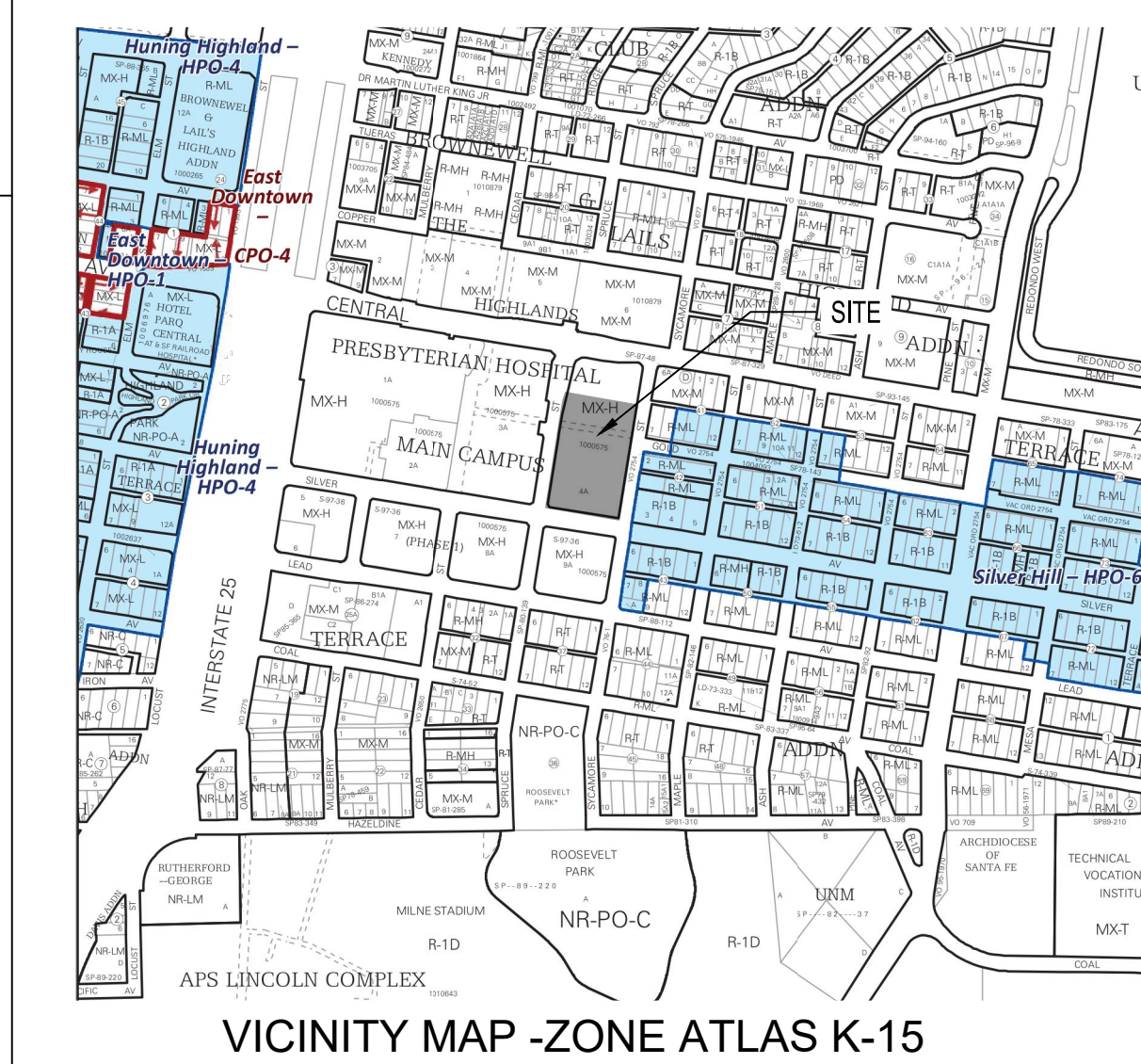


- KEYED NOTES**
1. INSTALL SILT FENCE PER DETAIL THIS SHEET.
  2. INSTALL INLET PROTECTION.
  3. CONSTRUCT STABILIZED CONSTRUCTION ENTRANCE PER DETAIL THIS SHEET.
  4. INSTALL NPDES SIGN POSTING. SIGN SHALL BE VISIBLE FROM SIDEWALK.
  5. CONSTRUCT SEDIMENT POND/BERM TO PREVENT RUNOFF FROM LEAVING THE SITE.



- SILT FENCE NOTES:**
- M. POST SPACING SHALL BE 4 FT. MAXIMUM w/o SUPPORTING FENCE. 10 FT. MAXIMUM WITH SUPPORTING FENCE.
- N. POSTS FOR 4 FT. MAXIMUM POST SPACING SHALL BE 2 INCH SQUARE OR HEAVIER WOOD POSTS OR STANDARD 1 OR U SECTION STEEL POSTS WEIGHING NOT LESS THAN 1.0 LB. PER LINEAR FOOT. POSTS FOR 10 FT. MAXIMUM POST SPACING SHALL BE 4 INCH SQUARE OR HEAVIER WOOD POSTS OR STEEL POSTS AS SPECIFIED ABOVE.
- O. SUPPORTING FENCE SHALL BE WIRE MESH (14 GA. MIN., 6 INCH MAX. MESH OPENING SIZE 2"x2").
- P. SUPPORTING FENCE SHALL BE FASTENED SECURELY TO POSTS WITH STAPLES OR WIRE TIES. FILTER FABRIC SHALL BE FASTENED SECURELY TO SUPPORTING FENCE WITH WIRE TIES SPACED AT 24 INCH CENTERS ALONG THE TOP AND MID-SECTION. WHEN A SUPPORTING FENCE IS NOT USED, FILTER FABRIC SHALL BE SECURELY FASTENED TO POSTS WITH STAPLES OR WIRE TIES.

**GENERAL NOTE:**

WHEN SILT FENCE IS USED FOR FILTER DAM INSTALLED IN DITCHES A SUPPORTING FENCE SHALL BE PROVIDED AND THE POST SPACING SHALL BE 4' MAXIMUM.

- GENERAL NOTES**
- THE CONTRACTOR SHALL BE RESPONSIBLE FOR FULFILLING ALL NECESSARY NATIONAL POLLUTANT DISCHARGE ELIMINATION SYSTEM (NPDES) REQUIREMENTS INCLUDING, BUT NOT LIMITED TO, OBTAINING AN NPDES PERMIT PRIOR TO CONSTRUCTION, FILING OUT THE NOTICE OF INTENT (NOI) APPLICATION, AND FILING OUT THE NOTICE OF TERMINATION (NOT) APPLICATION. THE CONTRACTOR SHALL ALSO BE RESPONSIBLE FOR THE IMPLEMENTATION OF AND INSPECTION REPORTS FOR THE STORM WATER POLLUTION PREVENTION PLAN (SWPPP).
  - THE CONTRACTOR SHALL MAINTAIN A COPY OF THE APPROVED SWPPP ON-SITE AT ALL TIMES, AND SHALL COMPLY WITH THE REQUIREMENTS INDICATED ON THAT PLAN.
  - THE CONTRACTOR SHALL CONFORM TO ALL CITY, COUNTY, STATE AND FEDERAL DUST AND EROSION CONTROL REGULATIONS. THE CONTRACTOR SHALL PREPARE AND OBTAIN ANY NECESSARY DUST OR EROSION CONTROL PERMITS FROM THE REGULATORY AGENCIES.
  - CONSTRUCTION AREAS SHALL BE WATERED FOR DUST CONTROL IN COMPLIANCE WITH CITY OF ALBUQUERQUE ORDINANCES. THE CONTRACTOR SHALL BE RESPONSIBLE FOR LOCATING AND SUPPLYING WATER AS REQUIRED. WATERING, AS REQUIRED FOR CONSTRUCTION AND DUST CONTROL, SHALL BE CONSIDERED INCIDENTAL TO CONSTRUCTION AND NO MEASUREMENT OR PAYMENT SHALL BE MADE THEREFOR.
  - ANY AREAS DISTURBED BY CONSTRUCTION AND NOT COVERED BY LANDSCAPING OR AN IMPERVIOUS SURFACE SHALL BE REVEGETATED WITH NATIVE GRASS SEEDING. WHEN CONSTRUCTION ACTIVITIES CEASE AND EARTH DISTURBING ACTIVITIES WILL NOT RESUME WITHIN 14 DAYS, STABILIZATION MEASURES MUST BE INITIATED. UNLESS INDICATED OTHERWISE ON THESE PLANS OR ON THE LANDSCAPING PLAN, NATIVE GRASS SEEDING SHALL BE CLASS A SEEDING PER SECTION 1012 OF THE NEW MEXICO STANDARD SPECIFICATIONS FOR PUBLIC WORKS CONSTRUCTION, APWA NM CHARTER, LATEST EDITION.
  - ALL WASTE PRODUCTS FROM THE CONSTRUCTION SITE, INCLUDING ITEMS DESIGNATED FOR REMOVAL, CONSTRUCTION WASTE, CONSTRUCTION EQUIPMENT WASTE PRODUCTS (OIL, GAS, TIRES, ETC.) GARBAGE, GRUBBING, EXCESS CUT MATERIAL, VEGETATIVE DEBRIS, ETC. SHALL BE APPROPRIATELY DISPOSED OF OFF-SITE. IT SHALL BE THE CONTRACTOR'S RESPONSIBILITY TO OBTAIN PERMITS REQUIRED TO HAUL OR DISPOSE OF WASTE PRODUCTS. IT SHALL BE THE CONTRACTOR'S RESPONSIBILITY TO ENSURE THAT THE WASTE DISPOSAL SITE COMPLIES WITH CITY, STATE, AND FEDERAL REGULATIONS REGARDING THE ENVIRONMENT, ENDANGERED SPECIES, AND ARCHAEOLOGICAL RESOURCES.
  - THE CONTRACTOR SHALL BE RESPONSIBLE FOR THE CLEANUP AND REPORTING OF SPILLS OF HAZARDOUS MATERIALS ASSOCIATED WITH THE CONSTRUCTION SITE. HAZARDOUS MATERIALS INCLUDE GASOLINE, DIESEL FUEL, MOTOR OIL, SOLVENTS, CHEMICALS, PAINTS, ETC. WHICH MAY BE A THREAT TO THE ENVIRONMENT. THE CONTRACTOR SHALL REPORT THE DISCOVERY OF PAST OR PRESENT SPILLS TO THE NEW MEXICO ENVIRONMENT DEPARTMENT EMERGENCY RESPONSE TEAM AT 505-827-9329.
  - THE CONTRACTOR SHALL COMPLY WITH ALL APPLICABLE LOCAL, STATE AND FEDERAL REGULATIONS CONCERNING SURFACE AND UNDERGROUND WATER. CONTACT WITH SURFACE WATER BY CONSTRUCTION EQUIPMENT AND PERSONNEL SHALL BE MINIMIZED. EQUIPMENT MAINTENANCE AND REFUELING OPERATIONS SHALL BE PERFORMED IN AN ENVIRONMENTALLY SAFE MANNER IN COMPLIANCE WITH GOVERNMENT REGULATIONS.
  - WHERE PRIVATE STORM INLETS ARE SUSCEPTIBLE TO INFLOW OF SILT OR DEBRIS FROM CONSTRUCTION ACTIVITIES, PROTECTION SHALL BE PROVIDED ON THEIR UPSTREAM SIDE UTILIZING BMPs IDENTIFIED IN THE APPROVED SWPPP.
  - NO OFFSITE STORM DRAIN INLETS SHALL BE COVERED. ONLY ONSITE/PROPOSED INLETS CAN BE COVERED DURING CONSTRUCTION.
  - IF SEDIMENT ESCAPES THE CONSTRUCTION SITE IT SHALL BE REMOVED FROM THE ADJACENT PROPERTY OR PUBLIC RIGHT-OF-WAY AT THE TIME OF OCCURRENCE. OFF-SITE TRACKING OF SEDIMENT SHALL BE SWEEPED AT THE END OF EACH DAY.
  - PROJECT IS REQUIRED TO MAINTAIN A REGIMENT OF STREET SWEEPING AND CLEAN UP MEASURES IN THE EVENT OF TRACK OUT TO MINIMIZE AND PREVENT OFF SITE CONVEYANCES DURING CONSTRUCTION.

- EROSION CONTROL NOTES**
- EROSION CONTROL SCHEDULE AND SEQUENCING: SEE SWPPP PLAN FOR OPERATOR RESPONSIBLE FOR EACH CONTROL MEASURE LISTED AND BMP DETAILS.
- ROUGH GRADING - INSTALL SILT FENCE OR STRAW WATTLE, STABILIZED CONSTRUCTION ENTRANCE AND SEDIMENT PONDS WHERE PRACTICAL. INSTALL PRIOR TO EARTH DISTURBANCE.
  - BUILDING CONSTRUCTION/UTILITY INSTALLATION - MAINTAIN SOIL EROSION MEASURES DURING BUILDING CONSTRUCTION AND UTILITY INSTALLATION. WATER SHALL BE APPLIED FOR SOIL STABILIZATION AS NECESSARY.
  - FINAL STABILIZATION - FINAL STRUCTURAL AND STABILIZATION CONTROLS INSTALLED PER APPROVED CONSTRUCTION AND LANDSCAPING DRAWINGS (REFERENCED BY SWPPP PLAN).
- DURING CONSTRUCTION STORMWATER CONTROL NOTES:**
- STABILIZED CONSTRUCTION ENTRANCES REQUIRED BETWEEN PAVED/UNPAVED TRANSITIONS. LIMIT NUMBER OF ENTRANCES.
  - SILT FENCE OR STRAW WATTLE TO BE INSTALLED AT INITIAL GRADING FOR TEMPORARY STRUCTURAL CONTROL. SILT FENCE OR STRAW WATTLE MAY BE ATTACHED TO CONSTRUCTION SECURITY FENCING FOR ADDITIONAL STABILITY WHERE NECESSARY.
  - DISTURBED AREAS WILL BE WATERED PERIODICALLY FOR TEMPORARY STABILIZATION AND DUST CONTROL.
  - MATERIALS STORAGE & EQUIPMENT STAGING AREA MAY BE RELOCATED BASED ON CONTRACTOR PREFERENCE AND CHANGING CONDITIONS AT THE JOB SITE, AS LONG AS POSSIBLE DISCHARGE IS CONTAINED ON SITE.
  - LOCATIONS OF TRASH, PORTA-LETS AND CONCRETE WASH-OUT PITS TO BE REDLINED ON THIS DRAWING.
  - NO DISCHARGE TO WATERS OF THE U.S. OR LISTED WETLANDS.
  - NO OFF-SITE STORAGE OR BORROW AREAS.

- AFTER CONSTRUCTION STORMWATER CONTROL NOTES:**
- REFER TO APPROVED CONSTRUCTION DRAWINGS FOR FINAL STRUCTURAL CONTROLS INCLUDE SIDEWALKS, DRIVEWAY AREAS, RUNDOWNS AND DRAINAGE WAYS.
  - REFER TO APPROVED LANDSCAPING DRAWINGS OR FINAL STABILIZATION OF DISTURBED AREAS.

**LEGEND**

- PROPERTY LINE
- ~~~~~ SILT FENCE PER DETAIL THIS SHEET
- [Pattern] STABILIZED CONSTRUCTION ENTRANCE
- I.P. [Symbol] INLET PROTECTION
- [Pattern] SEDIMENT POND/BERM

**SCALE:** 1"=40'

**North Arrow**

ARCHITECTURE / DESIGN / INSPIRATION

**DEKKER PERICH SABATINI**

7601 JEFFERSON NE, SUITE 100  
ALBUQUERQUE, NM 87109

505.761.9700 / DPSDESIGN.ORG

SEAL

PROJECT

PRESBYTERIAN HOSPITAL SE  
PARKING GARAGE  
1300 CENTRAL AVENUE SE  
ALBUQUERQUE, NM 87106

**BID/PERMIT DOCUMENTS**

REVISIONS

DRAWN BY	BO
REVIEWED BY	GSB
DATE	1/17/2020
PROJECT NO.	19-0010.001
DRAWING NAME	

EROSION SEDIMENT CONTROL PLAN

SHEET NO.

**C-150**

OF

**Bohannan & Huston**  
www.bhinc.com 800.877.5332