HYDROLOGY

L20/D12
ONE PLAN

L 20/D 12

1 PLAN

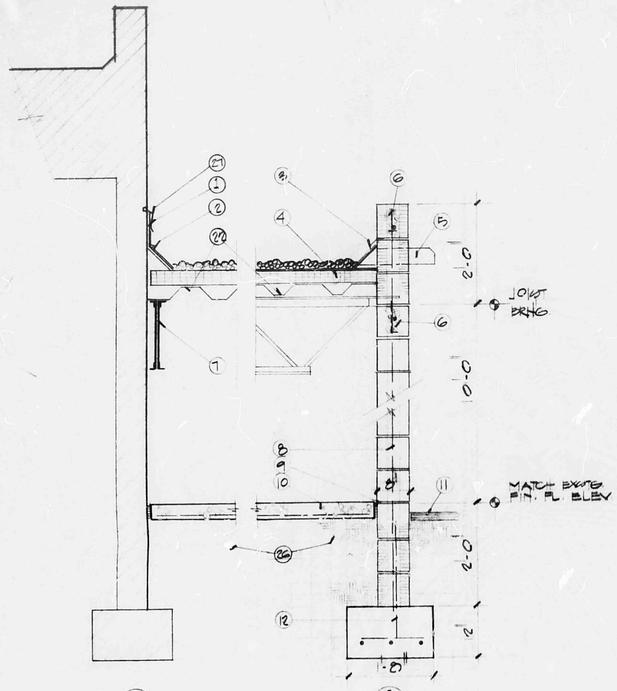

WALL SECTIONS 3/4 = 1'-0"

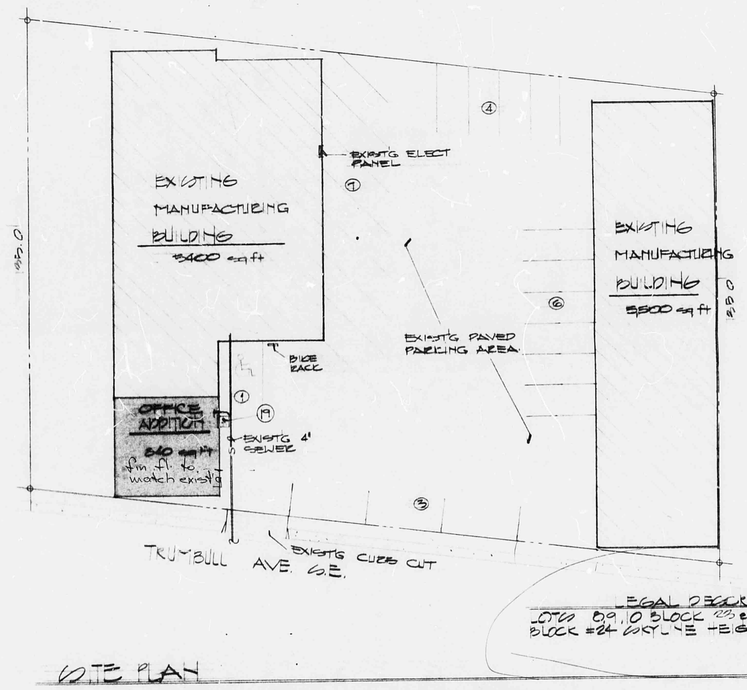

SITE PLAN

LEGAL DESCRIPTION
LOTS 8, 9, 10 BLOCK 23 & EAST HALF LOT 7 BLOCK 24 (STYLE HEIGHTS ADDITION).

DRAINAGE REQUIREMENTS
PARKING IS NOT REQUIRED AS SITE IS ENTIRELY IMPROVED WITHER PAVING OR BUILDINGS.

ELECTRICAL NOTES:

- FIXTURES 4/40 WRS CHAIN HUNG
- CONNECT NEW CIRCUITS TO EXISTING 200 AMP PANEL WHICH HAS SUFFICIENT CAPACITY.
- WALL MOUNTED INCANDESCANT @ 6'-6" ABOVE FIN. FL.

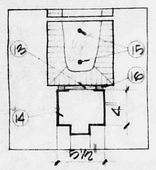

HEAD - EXT. DOOR 1½" = 1'-0"

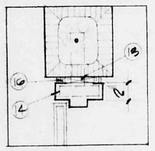

JAMB - EXT. DOOR 1½" = 1'-0"

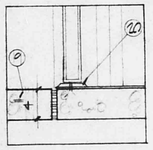

THRESHOLD 1½" = 1'-0"

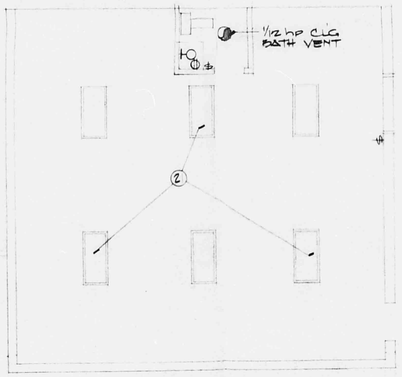

ELECTRICAL PLAN

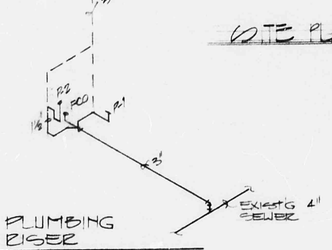

PLUMBING RISER

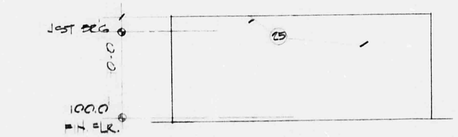

SOUTH ELEV. 1/8" = 1'-0"

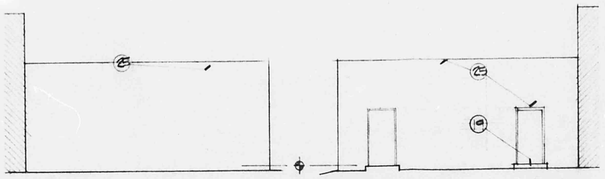

WEST ELEV. 1/8" = 1'-0" EAST ELEV. 1/8" = 1'-0"

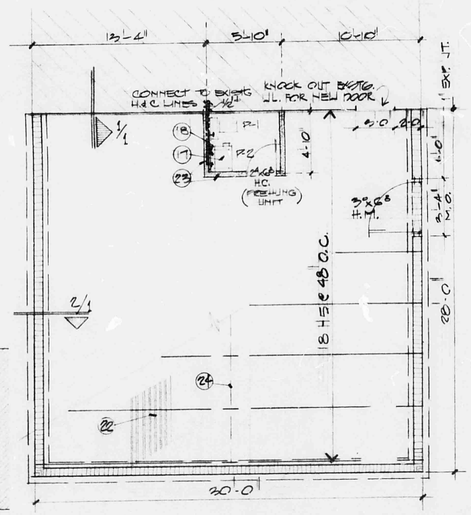

FOUNDATION-FLOOR-FRMNG PLN. 3/16" = 1'-0"

NOTE STRIP

1. Sealant.
2/ Surface mounted reglet.
3. G.I. flashing.
4. 2" rigid insulation.
5. 24 ga. sht. metal canale.
6. Bond beam continuous with #4 cont. grout solid.
7. 16#4 @ 48" o.c.
3. #5 @ 32" o.c. grout cells solid. Fill voids with Perlite.
9. ½" expansion joint.
10. 4" conc. slab with 66/10x10 WWF.
11. Exist. asphalt. patch as required and provide positive drainage away from building.
12. #5 dowels @ 16" o.c. and 3-#5's cont. in ftg.
13. Shim as required.
14. Hollow metal frame, grout all exterior frames solid.
15. 2-#4's extend 8" beyond each side of opening.
16. Caulk both sides.
17. Vanity with Lav. and toilet paper holder.
18. 16"x24" wall hung mirror, 40" above fin. flr.
19. 4'-0" x 4'-0" x 4" thick conc. stoop.
20. Threshold, mounted as per Mfg. Recommendations.
21. Lighting fixtures-see Electrical notes,
22. Metal decking, Type A 22 gauge.
23. 2x4 studs @ 24" o.c. and ½" gyp. bd/ both sides.
24. 1½"x1½"x3/16" steel angle bridge.
25. 8" CMU.
26. Compact any fill under slab to 90% modified proctor.
27. Reglet attached to existing building.

PARKING REQUIREMENTS

No additional parking required.

Required	20 spaces
Provided	21 spaces

No Additional Landscaping Required

DESIGN CRITERIA

Zone	C-3
Fire Zone	II
Const. Type	V-N
Occupancy	B-2
Siezmic	2
Roof Load	35 PSF Live and Dead Load
Floor Load	125 PSF Live Load
Steel	A-36
Concrete	2500 PSI Conform to UBC 26 Section
Building Area	840 s.f. New Construction
Zone Atlas	L-20

RECEIVED
OCT 8 1982

OFFICE ADDITION TO J-C CLINTIC INDUSTRIES
9701 TRUMBULL AVE SE
ALBUQUERQUE, NEW MEXICO

SHEET 1 OF 1

L20/D12