

USAGE NOTES:

- ANCHORING STAKES SHALL BE SIZED, SPACED, AND BE OF A MATERIAL THAT EFFECTIVELY SECURES THE FILTER SOCK. STAKE SPACING SHALL BE A MAXIMUM OF THREE FEET.
- OVERLAP ENDS OF SOCK PER MANUFACTURERS RECOMMENDATIONS. (1' MIN. 3' MAX.)
- USE 8" TO 12" DIA. SOCK ON CURBSIDE IN TRAFFIC AREAS.
- USE 12" - 18" DIA. SOCK IN NON-TRAFFIC AREAS OR AREAS WHERE SAFETY IS NOT A CONCERN.

DESIGN CRITERIA:

COMPOST FILTER SOCKS ARE DESIGNED TO RETAIN SEDIMENT TRANSPORTED IN SHEET FLOW FROM DISTURBED AREAS. COMPOST FILTER SOCKS PERFORM THE SAME FUNCTION AS SILT FENCE, ALLOW A HIGHER FLOW RATE, AND ARE USUALLY FASTER AND CHEAPER TO INSTALL. WHERE ALL RUNOFF IS TO BE TREATED BY THE COMPOST FILTER SOCK THE MAXIMUM SLOPE LENGTH BEHIND THE COMPOST FILTER SOCK SHALL NOT EXCEED THOSE SHOWN IN TABLE 1. THE DRAINAGE AREA SHALL NOT EXCEED 1/4 ACRE FOR EVERY 100 FT OF COMPOST FILTER SOCK.

THE SEDIMENT AND POLLUTANT REMOVAL PROCESS CHARACTERISTIC TO COMPOST FILTER SOCKS COMBINES BOTH FILTERING AND DEPOSITION FROM SETTLING SOLIDS. THIS IS DIFFERENT THAN METHODS THAT RELY ON PONDING FOR DEPOSITION OF SOLIDS FOR SEDIMENT CONTROL, SUCH AS SILT FENCE. PONDING OCCURS WHEN WATER FLOWING TO THE COMPOST FILTER SOCK ACCUMULATES FASTER THAN THE HYDRAULIC FLOW THROUGH RATE OF THE COMPOST FILTER SOCK. HYDRAULIC FLOW-THROUGH RATES FOR COMPOST FILTER SOCKS ARE 50% GREATER THAN SILT FENCE FILTER FABRIC. GREATER HYDRAULIC FLOW-THROUGH RATES REDUCE PONDING. COMPOST FILTER SOCK MESH NETTING SHALL MEET THE NETTING SPECIFICATION IN TABLE 2. COMPOST FILTER SOCKS SHALL MEET THE SPECIFICATIONS IN TABLE 3. COMPOST USED IN COMPOST FILTER SOCKS SHALL MEET THE SPECIFICATION DESCRIBED UNDER COMPOST FILTER MEDIA SPECIFICATIONS.

A 12 INCH DIAMETER COMPOST FILTER SOCK SHALL BE USED ON DEVELOPMENTS WHERE THE LIFE OF THE PROJECT IS GREATER THAN OR EQUAL TO SIX MONTHS. A 12 INCH DIAMETER COMPOST FILTER SOCK MAY ALSO BE USED ON MINOR PROJECTS, SUCH AS RESIDENTIAL HOME SITES OR SMALL COMMERCIAL DEVELOPMENTS.

TABLE 1	
Land Slope	Maximum Slope Length Above Compost Filter Sock
Percent	Feet
<2	100
2 to 5	75
5 to 10	50
10 to 20	25
>20*	15

*In areas where the slope is greater than 20%, a flat area length of 10 ft between the toe of the slope to the compost filter sock should be provided.

TABLE 2		
Material Type	Multi-Filament Polypropylene	Multi-Filament Polypropylene
Material Characteristic	Photodegradable	Photodegradable
Mesh Opening	3/8 in (10mm)	1/8 in (3mm)
Tensile Strength (ASTM 5035-95)	44 psi (3.09 kg/cm2)	202 psi (14.2 kg/cm2)*
% Original Strength from Ultraviolet Exposure (ASTM G-155)	100% at 1000 hr	100% at 1000 hr

TABLE 3	
12 in (300mm) Diameter	
Effective Circumference	38 in (960mm)
Density (when filled)	32 lbs/ft (50 kg/m)
Air Space	20%
Hydraulic Flow Through Rate	11.3 gpm/ft (141 L/min/m)
P Factor (RUSLE)	0.1-0.32

COMPOST FILTER MEDIA SPECIFICATIONS

COMPOST USED FOR COMPOST FILTER SOCK FILLER MATERIAL (FILTER MEDIA) SHALL BE WEED FREE AND DERIVED FROM A WELL-DECOMPOSED SOURCE OF ORGANIC MATTER. THE COMPOST SHALL BE PRODUCED USING AN AEROBIC COMPOSTING PROCESS MEETING CFR 503 REGULATIONS INCLUDING TIME AND TEMPERATURE DATA. THE COMPOST SHALL BE FREE OF ANY REFUSE, CONTAMINANTS OR OTHER MATERIALS TOXIC TO PLANT GROWTH. NON-COMPOSTED PRODUCTS WILL NOT BE ACCEPTED. TEST METHODS FOR THE ITEMS BELOW SHOULD FOLLOW US COMPOSTING COUNCIL TEST METHODS FOR THE EXAMINATION OF COMPOSTING AND COMPOST GUIDELINES FOR LABORATORY PROCEDURES:

- PH -5.0-8.0 IN ACCORDANCE WITH TMECC 04.11-A, "ELECTROMETRIC PH DETERMINATIONS FOR COMPOST"
- PARTICLE SIZE -99% PASSING A 2 IN (50MM) SIEVE AND A MAXIMUM OF 40% PASSING A 3/8 IN (9.5MM) SIEVE, IN ACCORDANCE WITH TMECC 02.02-B, "SAMPLE SIEVING FOR AGGREGATE SIZE CLASSIFICATION" (NOTE - IN THE FIELD, PRODUCT COMMONLY IS BETWEEN 1/2 IN [12.5MM] AND 2 IN [50MM] PARTICLE SIZE.)
- MOISTURE CONTENT OF LESS THAN 60% IN ACCORDANCE WITH STANDARDIZED TEST METHODS FOR MOISTURE DETERMINATION.
- MATERIAL SHALL BE RELATIVELY FREE (<1% BY DRY WEIGHT) OF INERT OR FOREIGN MAN MADE MATERIALS.
- A SAMPLE SHALL BE SUBMITTED TO THE ENGINEER FOR APPROVAL PRIOR TO BEING USED AND MUST COMPLY WITH ALL LOCAL, STATE AND FEDERAL REGULATIONS.

CONSTRUCTION SPECIFICATIONS

THE COMPOST FILTER SOCK SHALL BE INSTALLED ACCORDING TO THIS SPECIFICATION, AS SHOWN ON THE PLANS OR AS DIRECTED BY THE ENGINEER.

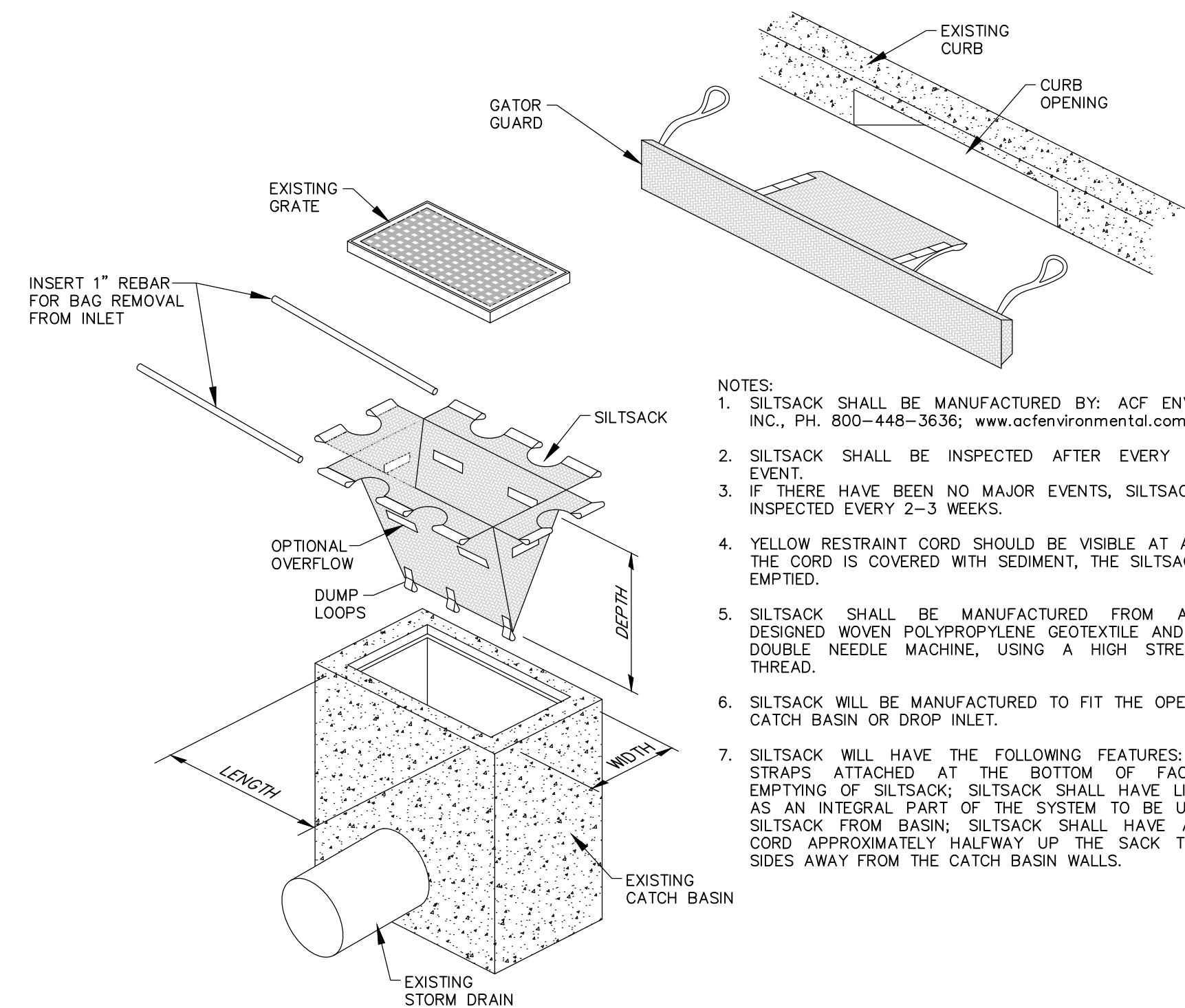
- COMPOST FILTER SOCKS SHOULD BE INSTALLED PARALLEL TO THE BASE OF THE SLOPE OR OTHER DISTURBED AREA. IN EXTREME CONDITIONS (I.E., 2:1 SLOPES), A SECOND COMPOST FILTER SOCK SHALL BE CONSTRUCTED AT THE TOP OF THE

SLOPE.

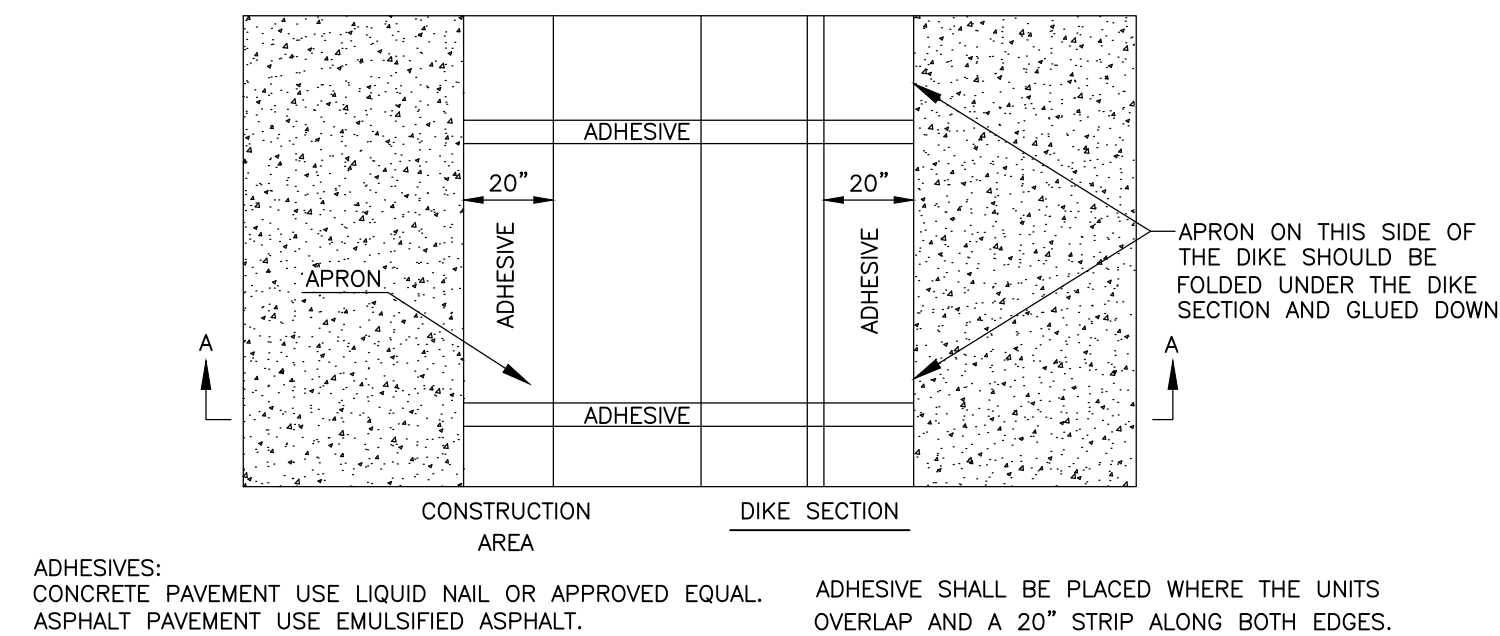
- STAKES SHALL BE INSTALLED THROUGH THE MIDDLE OF THE COMPOST FILTER SOCK ON 10 FT (3M) CENTERS, USING 2 IN (50MM) BY 2 IN (50MM) BY 3 FT (1M) WOODEN STAKES. IN THE EVENT STAKING IS NOT POSSIBLE, I.E., WHEN COMPOST FILTER SOCKS ARE USED ON PAVEMENT, HEAVY CONCRETE BLOCKS SHALL BE USED BEHIND THE COMPOST FILTER SOCKS TO HELP STABILIZE DURING RAINFALL/RUNOFF EVENTS.
- STAKING DEPTH FOR SAND AND SILT LOAM SOILS SHALL BE 12 IN (300MM), AND 8 IN (200MM) FOR CLAY SOILS.
- LOOSE COMPOST MAY BE BACKFILLED ALONG THE UPSLOPE SIDE OF THE COMPOST FILTER SOCK, FILLING THE SEAM BETWEEN THE SOIL SURFACE AND THE DEVICE, IMPROVING FILTRATION AND SEDIMENT RETENTION.
- IF THE COMPOST FILTER SOCK IS TO BE LEFT AS A PERMANENT FILTER OR PART OF THE NATURAL LANDSCAPE, IT MAY BE SEEDED AT TIME OF INSTALLATION FOR ESTABLISHMENT OF PERMANENT VEGETATION. THE ENGINEER WILL SPECIFY SEED REQUIREMENTS.
- COMPOST FILTER SOCKS ARE NOT TO BE USED IN PERENNIAL, EPHEMERAL, OR INTERMITTENT STREAMS.

MAINTENANCE

SEDIMENT SHALL BE REMOVED ONCE IT HAS ACCUMULATED TO ONE-HALF THE ORIGINAL HEIGHT OF THE BARRIER. COMPOST FILTER SOCKS SHALL BE REPLACED WHENEVER IT HAS DETERIORATED TO SUCH AN EXTENT THAT THE EFFECTIVENESS OF COMPOST FILTER SOCK IS REDUCED. COMPOST FILTER SOCKS SHALL REMAIN IN PLACE UNTIL DISTURBED AREAS HAVE BEEN PERMANENTLY STABILIZED. ALL SEDIMENT ACCUMULATION AT THE COMPOST FILTER SOCK SHALL BE REMOVED AND PROPERLY DISPOSED OF BEFORE THE COMPOST FILTER SOCK IS REMOVED.

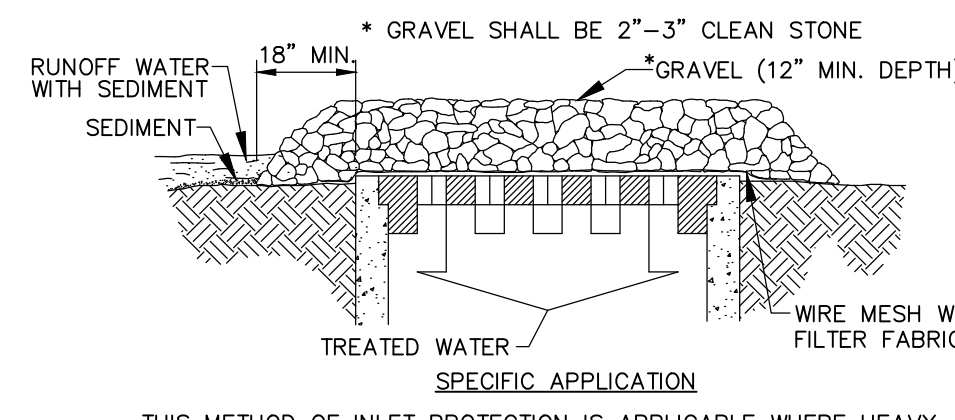


- NOTES:
- SILTSACK SHALL BE MANUFACTURED BY: ACF ENVIRONMENTAL, INC., PH. 800-448-3636; www.acfenvironmental.com
 - SILTSACK SHALL BE INSPECTED AFTER EVERY MAJOR RAIN EVENT.
 - IF THERE HAVE BEEN NO MAJOR EVENTS, SILTSACK SHALL BE INSPECTED EVERY 2-3 WEEKS.
 - YELLOW RESTRAINT CORD SHOULD BE VISIBLE AT ALL TIMES. IF THE CORD IS COVERED WITH SEDIMENT, THE SILTSACK SHALL BE EMPTIED.
 - SILTSACK SHALL BE MANUFACTURED FROM A SPECIALLY DESIGNED WOVEN POLYPROPYLENE GEOTEXTILE AND SEWN BY A DOUBLE NEEDLE MACHINE, USING A HIGH STRENGTH NYLON THREAD.
 - SILTSACK WILL BE MANUFACTURED TO FIT THE OPENING OF THE CATCH BASIN OR DROP INLET.
 - SILTSACK WILL HAVE THE FOLLOWING FEATURES: TWO DUMP STRAPS ATTACHED AT THE BOTTOM OF FACILITATE THE EMPTYING OF SILTSACK; SILTSACK SHALL HAVE LIFTING LOOPS AS AN INTEGRAL PART OF THE SYSTEM TO BE USED TO LIFT SILTSACK FROM BASIN; SILTSACK SHALL HAVE A RESTRAINT CORD APPROXIMATELY HALFWAY UP THE SACK TO KEEP THE SIDES AWAY FROM THE CATCH BASIN WALLS.



SILTSACK

N.T.S.

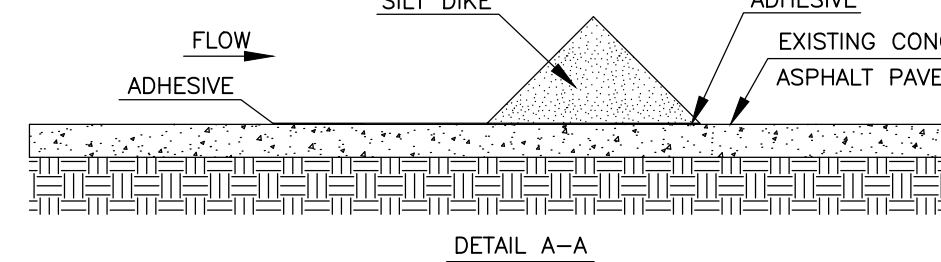


SPECIFIC APPLICATION

THIS METHOD OF INLET PROTECTION IS APPLICABLE WHERE HEAVY CONCENTRATED FLOWS ARE EXPECTED, BUT NOT WHERE PONDING AROUND THE STRUCTURE MIGHT CAUSE EXCESSIVE INCONVENIENCE OR DAMAGE TO ADJACENT STRUCTURES AND UNPROTECTED AREAS.

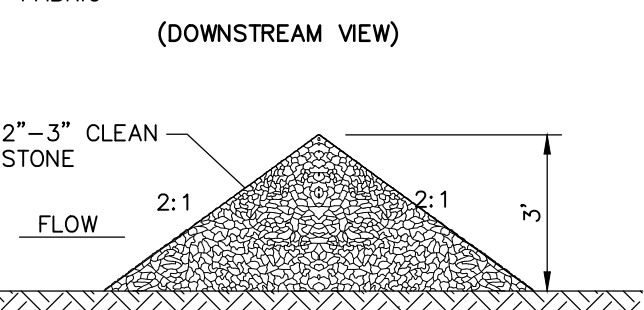
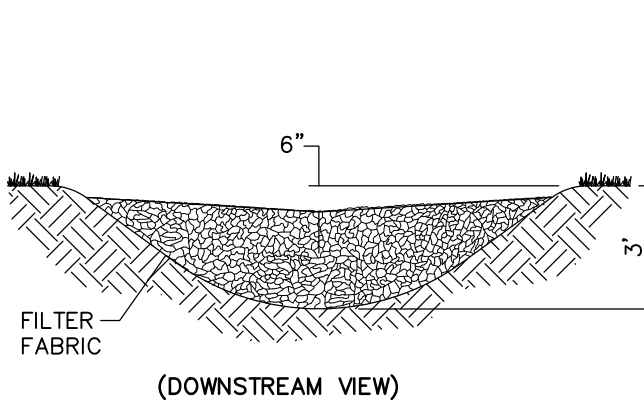
GRAVEL AND WIRE MESH INLET SEDIMENT FILTER

N.T.S.



SILT DIKE (ON EXISTING PAVEMENT)

N.T.S.

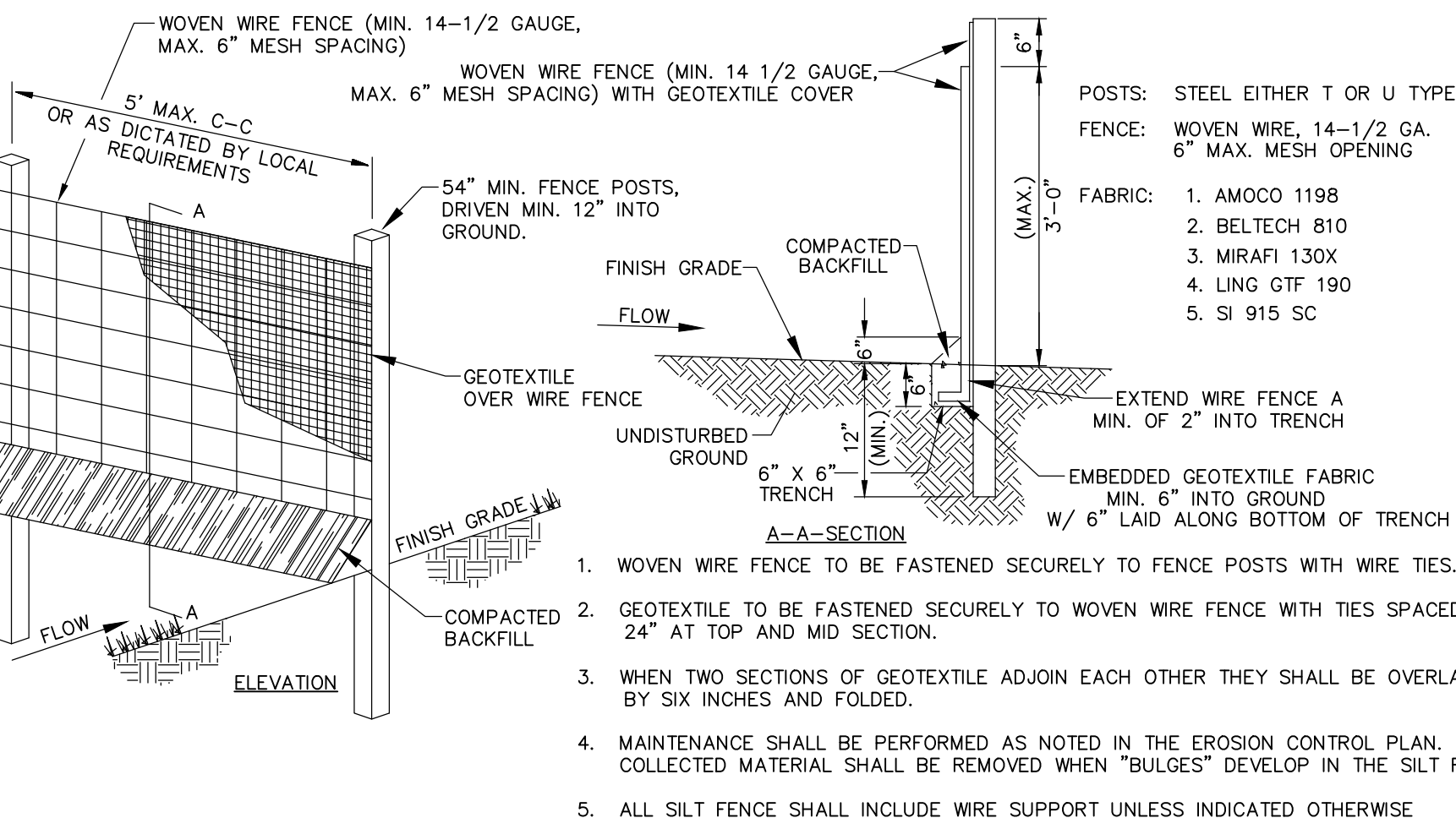


ROCK CHECK DAM

N.T.S.

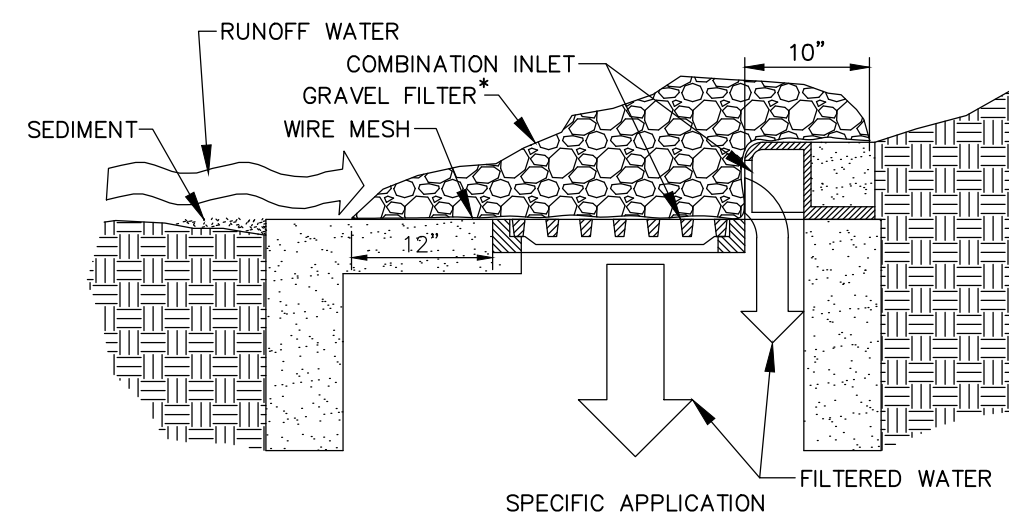
COMPOST FILTER SOCK

N.T.S.



SEDIMENTATION/SILT FENCE WITH WIRE SUPPORT

N.T.S.



SPECIFIC APPLICATION

THIS METHOD OF INLET PROTECTION IS APPLICABLE AT COMBINATION INLETS WHERE PONDING IN FRONT OF THE STRUCTURE IS NOT LIKELY TO CAUSE INCONVENIENCE OR DAMAGE TO ADJACENT STRUCTURES AND UNPROTECTED AREAS.


* GRAVEL SHALL BE 2"-3" CLEAN STONE

TEMPORARY GRAVEL COMBINATION INLET SEDIMENT FILTER

N.T.S.

SHEET NO.

C-4.2




9/14/10

Amos P. Blum, Jr.

EROSION CONTROL DETAILS
MURPHY EXPRESS
110 EUBANK BOULEVARD N.E.
ALBUQUERQUE
NEW MEXICO

PAE JOB NO. 11309



PAN AMERICAN ENGINEERS, LLC
1717 JACKSON STREET
ALEXANDRIA, LA. 71301
(318) 478-2100
CONTACT: RON BORDOLON

MURPHY OIL USA, INC.
200 PEACH STREET
EL DORADO, AR 71730
MURPHY USA