








- LEGEND

- | | |
|---|------------------------------|
| --- EX. 12" SD --- | EXISTING STORM SEWER LINE |
|  | EXISTING SAS MANHOLE |
| --- EX. 8" SAG --- | EXISTING SANITARY SEWER LINE |
|  | EXISTING VALVE W/BOX |
| --- EX. 6" WL --- | EXISTING WATER LINE |
|  | PROPOSED METER |
|  | PROPOSED FIRE HYDRANT |
| ===== | EXISTING EDGE OF PAVEMENT |
| ===== | PROPOSED CURB & GUTTER |
| ===== | BOUNDARY LINE |
| ===== | CENTERLINE |
| ===== | RIGHT-OF-WAY |
| ===== | LOT LINES |
|  | STREET LIGHTS |
| ===== | GAS LINE |
| ===== | ELECTRIC/TELEPHONE/CABLE |



SUPPLEMENTAL TRENCH DETAIL

NOTE: ENTIRE TRENCH PRISM SHALL BE COMPACTED AT 95% ASTM D1557, INCLUDING ALL UTILITY MAIN LINES, WATER METER BOXES AND SERVICES, SAS SERVICES.

[illegible]