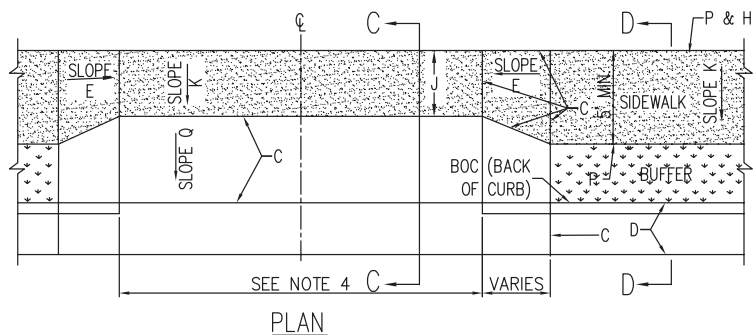
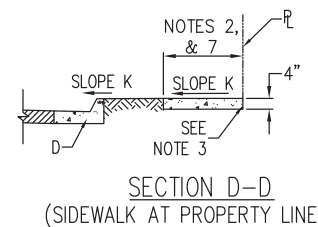
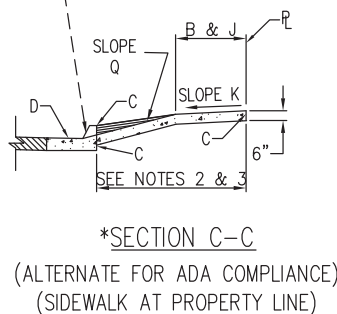
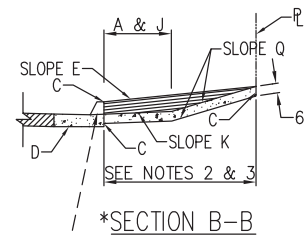
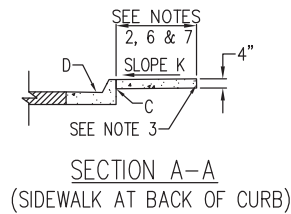


DRIVEPAD WITH SIDEWALK AT BACK OF CURB



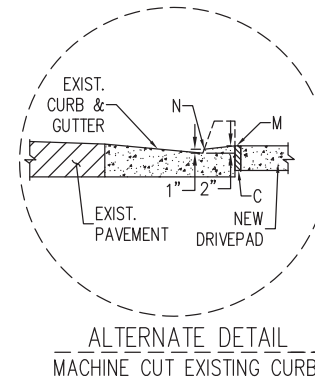
DRIVEPAD WITH SIDEWALK SET BACK FROM CURB



\* USE ONLY WHEN BACK OF CURB TO PROPERTY LINE IS 10' OR MORE. DRIVEPADS WITH LESS THAN 10'-0" IN DEPTH REQUIRE A SPECIAL DESIGN TO BE SUBMITTED TO AND APPROVED BY THE CITY ENGINEER. ADDITIONAL RIGHT-OF-WAY OR EASEMENTS SHALL BE OBTAINED IF REQUIRED.

#### CONSTRUCTION NOTES

- SIDEWALK ADJACENT TO CURB.
- OFFSET SIDEWALK.
- 1/2" EXPANSION JOINT ADJACENT TO EXISTING CONCRETE OR STRUCTURES ON REPLACEMENT WORK.
- CURB AND GUTTER.
- SLOPE TO BE ADJUSTED TO PROVIDE A UNIFORM TRANSITION BETWEEN SIDEWALK AND DRIVEPAD (NOT TO EXCEED 8.3%, 7% PREFERRED SLOPE).
- TOP OF DRIVEPAD.
- TOP OF CURB.
- PROPERTY LINE/RIGHT-OF-WAY LINE.
- 4' MIN SIDEWALK WIDTH.
- SLOPE 2% MAX. 1.5% PREFERRED SLOPE.
- THE FINISH GRADE ELEVATION DIFFERENCE BETWEEN TOP OF DRIVEPAD AT PROPERTY LINE AND TOP OF CURB IS DETERMINED BY A 2% MAXIMUM SLOPE, AND ANY DEVIATION FROM THIS SLOPE MUST BE APPROVED BY THE CITY ENGINEER.



#### GENERAL NOTES

- DEVIATIONS FROM THESE STANDARDS SHALL BE SUBMITTED TO THE CITY ENGINEER AND/OR TRAFFIC ENGINEER FOR APPROVAL PRIOR TO CONSTRUCTION.
- REQUEST FOR SIDEWALK VARIANCES SHALL BE SUBMITTED TO THE DEVELOPMENT REVIEW BOARD.
- USE 1/2" EXP. JT. WHERE SIDEWALK OR DRIVEPAD ABUTS BLDGS., FENCES, WALLS OR OTHER IMMOVABLE OBJECTS.
- ALL DRIVEPADS SHALL BE A MIN. THICKNESS OF 6" AND SHALL BE CONSTRUCTED FROM BACK OF CURB TO P/L. FOR DRIVEWAY WIDTHS, CONSULT CHAPTER 7 OF THE DEVELOPMENT PROCESS MANUAL.
- DRIVEPADS WIDER THAN 18' (NOMINAL) SHALL HAVE A 1/2" EXP. JT. AT MIDPOINT. DRIVEPADS WIDER THAN 36' SHALL HAVE 2 OR MORE 1/2" EXP. JTS. EQUALLY SPACED, MAX., SPACING IS 18' APART.
- SIDEWALK AT THE BACK OF CURB SHALL BE USED ONLY WHEN VARIANCE IS APPROVED.
- FOR SIDEWALK WIDTH, CONSULT CHAPTER 7 OF THE DEVELOPMENT PROCESS MANUAL (4' MIN. WIDTH ON ACCESSIBLE ROUTE).
- SUBGRADE UNDER SIDEWALK & DRIVEPAD SHALL BE COMPACTED AS PER SECTION 301.
- ADA - AMERICANS WITH DISABILITIES ACT.

- SAW CUT EXISTING CONCRETE FROM BACKSIDE OF CURB WITH SLOPE TOWARD FLOWLINE.
- EXPOSED CUT EDGES SHALL BE GROUND SMOOTH/ROUNDED TO REMOVE SHARP EDGE.
- OUTSIDE EDGE OF SIDEWALK.
- SLOPE REQUIRED TO MEET GIVEN OR SET BOUNDARY ELEVATIONS (PROPERTY LINE OR BOC, ETC.).
- FLARED SIDES ARE TO HAVE 10% MAXIMUM SLOPE.
- HEADER CURB AS REQUIRED TO MATCH GRADE BEHIND SIDEWALK.

REVISIONS	CITY OF ALBUQUERQUE
	PAVING
	DRIVEPADS
	DWG. 2425A
	JUNE 2019